



Karnataka

Assembly Factbook™

Srinivaspur Assembly Constituency



Key Electoral Data of Srinivaspur
Assembly Constituency (Vidhan Sabha)

Karnataka

Assembly Factbook™

Srinivaspur Assembly Constituency



Srinivaspur Vidhan Sabha

Editor & Director

Dr. R.K. Thukral

Research Editor

Dr. Shafeeq Rahman

**Compiled, Researched and Published by
Datanet India Pvt. Ltd.**

D-100, 1st Floor,

Okhla Industrial Area, Phase-I,

New Delhi- 110020.

Ph.: 91-11- 43580781-84

Email : support@indiastatpublications.com

Website : <http://www.indiastatelections.com>

Online Book Store :

www.indiastatpublications.com

Report No. : AFB/KA-144-0125

ISBN : 978-93-5802-076-2

First Edition : January, 2018

Eighth Updated Edition : January, 2025

Price : Rs.11500/-

US\$ 310

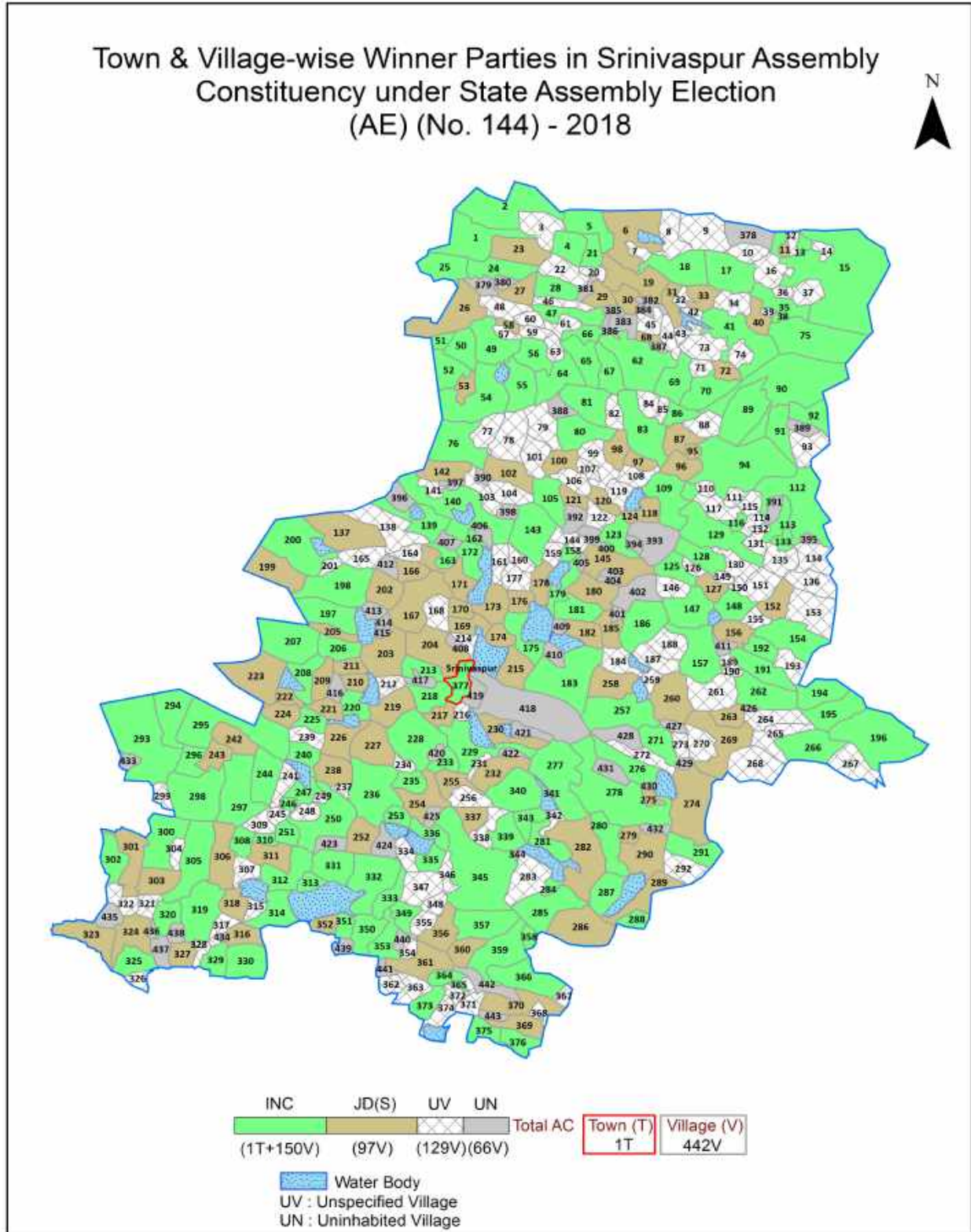
© Datanet India Pvt. Ltd.

All rights reserved. No part of this book may be reproduced, stored in a retrieval system or transmitted in any form or by any means, mechanical photocopying, photographing, scanning, recording or otherwise without the prior written permission of the publisher. Please refer to Disclaimer at page no. 258 for the use of this publication.

Printed in India

No.	Particulars	Page No.
	Introduction	
1	Assembly Constituency - (Vidhan Sabha) at a Glance Features of Assembly as per Delimitation Commission of India (2008)	1-2
	Location and Political Maps	
2	Location Map Boundaries of Assembly Constituency - (Vidhan Sabha) in District Boundaries of Assembly Constituency under Parliamentary Constituency - (Lok Sabha) Town & Village-wise Winner Parties- 2024, 2023, 2019, 2018, 2014, 2013 and 2009	3-11
	Administrative Setup (2011)	
3	District Sub-district Towns Villages Inhabited Villages Uninhabited Villages Village Panchayat Intermediate Panchayat	12-30
	Demographics (2011)	
4	Population Households Rural/Urban Population Towns and Villages by Population Size Sex Ratio (Total & 0-6 Years) Religious Population Social Population Literacy Rate	31-32
	Electoral Features	
5	Important Dates of Last Elections Held Electors by Gender Service Electors Voters Voters Turnout Polling Stations & Average Number of Electors per Polling Station Electors by Age Group Present Elected Representatives	33-38
	Historical Summary Election Results	
6	Vote Share of Major Parties Winning Margin (Number & Percentage) Polarity of Parties Summary Result of Assembly Segment of Parliamentary Elections 2024, 2019, 2014, 2009, 2004 and 1999 Summary Result of Assembly Elections 2023, 2018, 2013, 2008, 2004, 1999, 1994, 1989, 1985, 1983, 1978, 1972, 1967 and 1962	39-61
	Polling Station Level Election Results	
7	Name and Number of Polling Station 2024, 2023, 2019, 2018, 2014, 2013 and 2009 Polling Station-wise Electors, Voters & Voters Turnout 2024, 2023, 2019, 2018, 2014, 2013 and 2009 Polling Station wise Elections Results 2024, 2023, 2019, 2018, 2014, 2013 and 2009	62-238
	Share of Assembly Constituency	
8	Share of Assembly Constituency - (Vidhan Sabha) in State, District and Parliamentary Constituency - (Lok Sabha)	239
	Socio-Economic Amenities (2011)	
9	Access to Administrative Units Agricultural, Manufacturing and Industrial Commodities Demographic Indicators Education Health & Manpower Drinking Water Supply Sanitation Entertainment and Recreations Infrastructure Power Food Allocation Distribution and Marketing of Agriculture Commodities Infrastructure Transport and Road Infrastructure Communication Banking and Financial Services Land Use Irrigation Source	241-255
10	Abbreviation & Sources	256-257
11	Disclaimer	258

Location & Political Map



Administrative Setup

List of Village Panchayat & Intermediate Panchayat (Block) Name - 2011

Village Name	Village Panchayat Name	Intermediate Panchayat Name
A.Vyapalapalli	Addagal	Srinivaspur
Achampalli	Kolathur	Srinivaspur
Adavichambakur	Somayajalapalli	Srinivaspur
Addagal	Addagal	Srinivaspur
Adirajapalli	Gownipalli	Srinivaspur
Agnihalli	Manigatta	Kolar
Agrahara	Kodipalli	Srinivaspur
Agrahara	Nanbihalli	Srinivaspur
Alambagiri	J.Thimmasandra	Srinivaspur
Alavatta	J.Thimmasandra	Srinivaspur
Ammagaripet	Rayalpad	Srinivaspur
Anchiganahalli	Nanbihalli	Srinivaspur
Anepalli	Mudimadugu	Srinivaspur
Ankathatti	Sugatur	Kolar
Annenahalli	Holur	Kolar
Annihalli	Manigatta	Kolar
Apparasanahalli	Somayajalapalli	Srinivaspur
Aralimaradahosahalli	Itharasanahalli	Kolar
Aramakalahalli	Nanbihalli	Srinivaspur
Arikere	Yeldur	Srinivaspur
Arikunte	Arikunte	Srinivaspur
Arinaganahalli	Muduvadi	Kolar
Attikunte	Muthakapalli	Srinivaspur
Avaganapalli	Kodipalli	Srinivaspur
Avalakuppa	Hodali	Srinivaspur
Bachuvripalli	Pulugurkote	Srinivaspur
Baddipalli	Kurigeipalli	Srinivaspur
Bagalahalli	Mastenhalli	Srinivaspur
Balagere	Madanahalli	Kolar

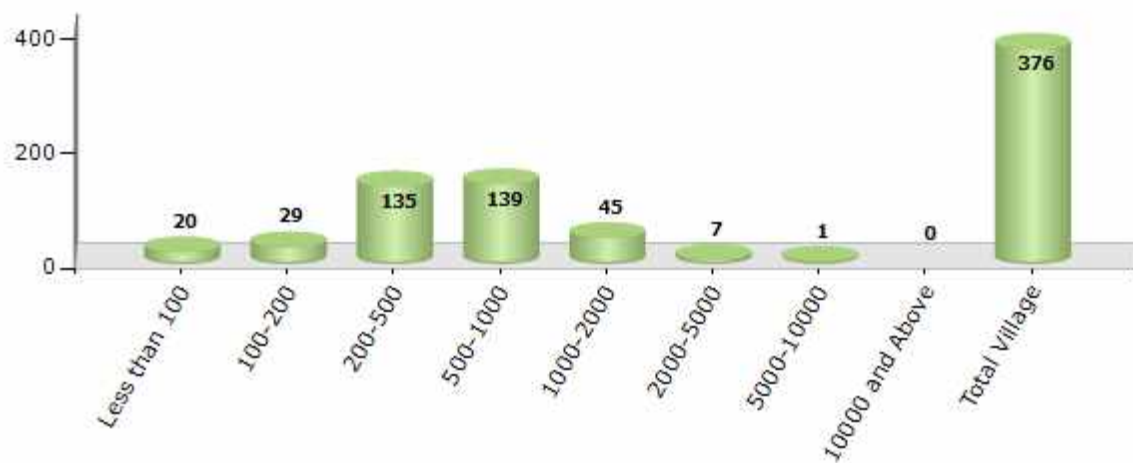
Contd....

Demographic

Number of Villages by Population Size - 2011

Less than 100	100-200	200-500	500-1000	1000-2000	2000-5000	5000-10000	10000 and Above	Total Village
20	29	135	139	45	7	1	0	376

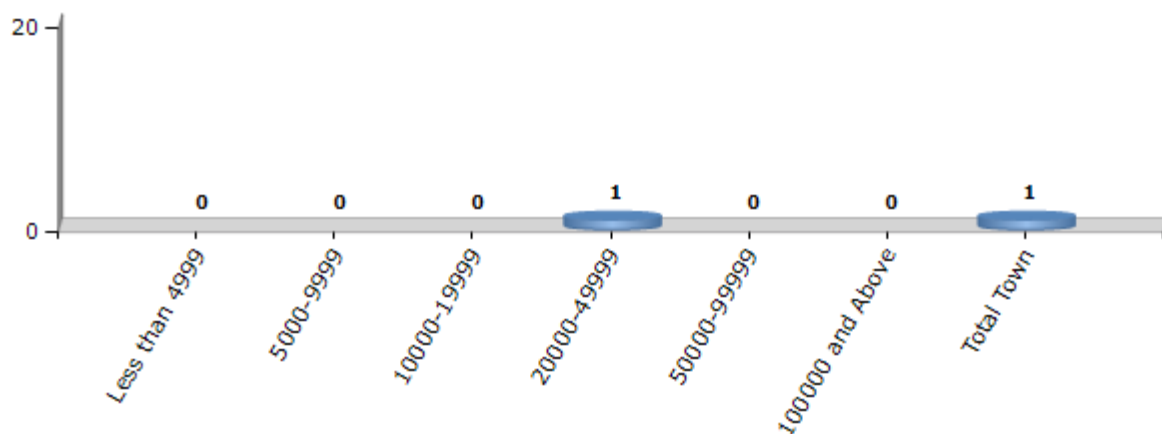
Number of Villages by Population Size - 2011



Number of Towns by Population Size - 2011

Less than 4999	5000-9999	10000-19999	20000-49999	50000-99999	100000 and Above	Total Town
0	0	0	1	0	0	1

Number of Towns by Population Size - 2011

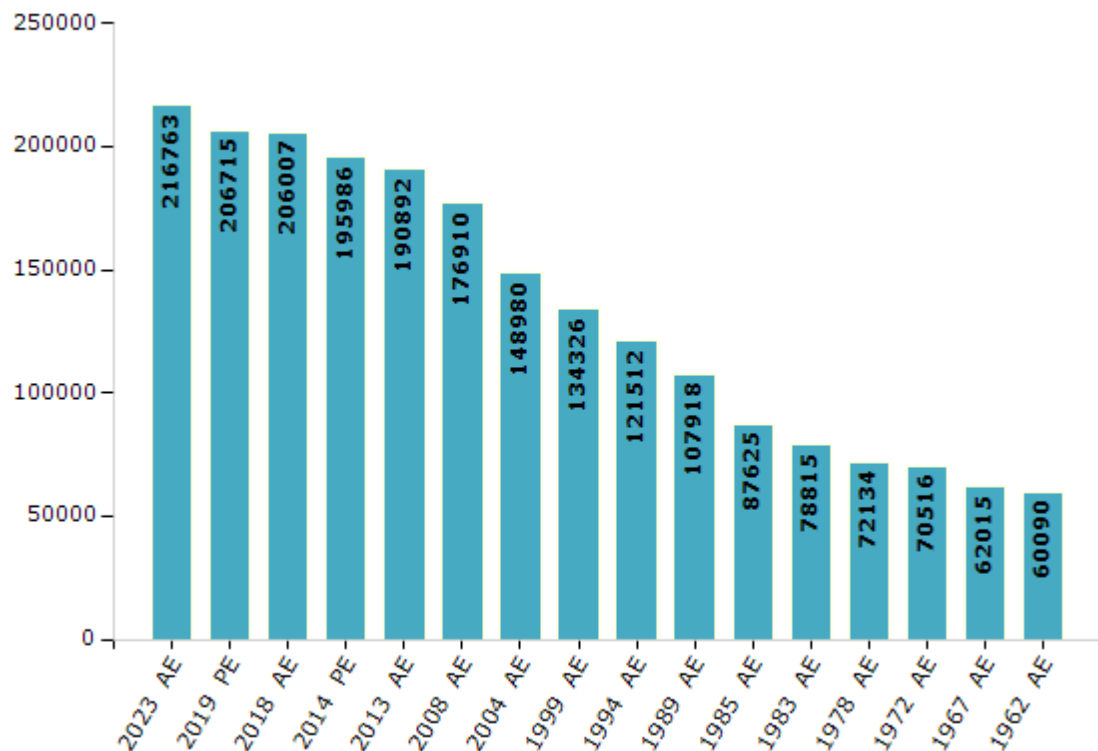


Electoral Features

Electors by Male & Female

Year	Male	Female	Others	Total	Year	Male	Female	Others	Total
2023 AE	107559	109197	7	216763	1999 AE	66816	67510	-	134326
2019 PE	103870	102839	6	206715	1994 AE	60911	60601	-	121512
2018 AE	103402	102605	0	206007	1989 AE	54676	53242	-	107918
2014 PE	99140	96838	8	195986	1985 AE	44670	42955	-	87625
2013 AE	96902	93983	7	190892	1983 AE	39874	38941	-	78815
2009 PE	-	-	-	-	1978 AE	36602	35532	-	72134
2008 AE	89117	87793	-	176910	1972 AE	36046	34470	-	70516
2004 PE	-	-	-	-	1967 AE	-	-	-	62015
2004 AE	74261	74719	-	148980	1962 AE	-	-	-	60090
1999 PE	-	-	-	-	1957 AE	-	-	-	-

Number of Electors



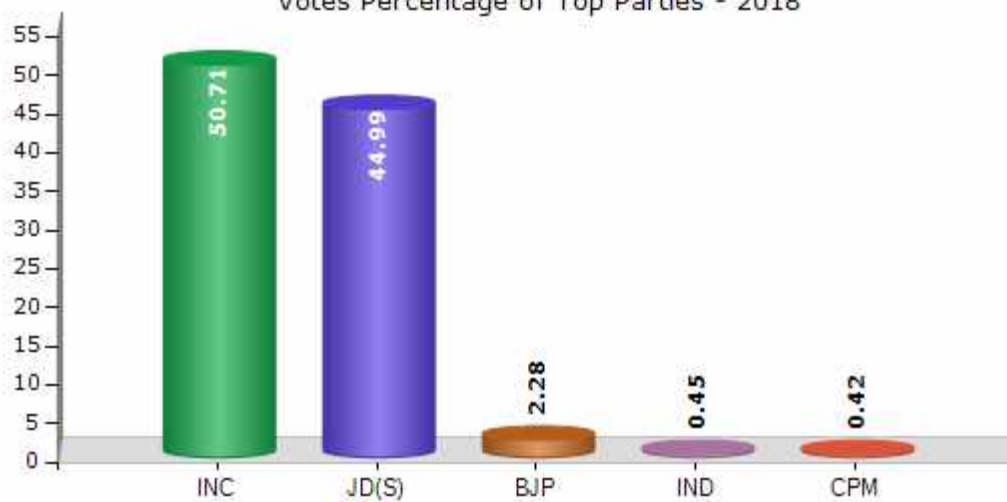
Note : AE : Assembly Election, PE : Assembly Segment of Parliamentary Election

Historical Summary Election Results

Summary Result of Assembly Election - 2018

Candidate Name	Party	Votes	Votes %
K R Ramesh Kumar	INC	93571	50.71
G K Venkatasshivareddy	JD(S)	83019	44.99
Dr Venu Gopal K N	BJP	4208	2.28
G.K.Venkatasshivareddy	IND	837	0.45
P R Surya Narayana Swami	CPM	784	0.42
Venkatasshivareddy	IND	493	0.27
K.Srinivasagowda	IND	329	0.18
Sathya Arundathi	RPSN	145	0.08
Rameshbabu	IND	134	0.07
A V Ramesh Kumar	IND	106	0.06
Sandeep M.G	AIMEP	97	0.05
S Rameshkumar	IND	96	0.05
	NOTA	689	0.37

Votes Percentage of Top Parties - 2018



Polling Station Level Election Results

Number and Name of Polling Stations (PS) (2023)

Number of Polling Stations	Name of Polling Stations	Number of Polling Stations	Name of Polling Stations
1	Government Junior Primary School, Kottahudya	22	Govt Senior High School, Yarramwaripally
2	Govt Junior Primary School, Nagireddypally	23	Government Junior Primary School, Tamatampally
3	Government Junior Primary School, Balewaripally	24	Government Junior Primary School, Vempally
4	Government Junior Primary School, Chintamanipally	25	Government Junior Primary School, Yadganapally
5	Government Junior Primary School, Gudipally	26	Govt Senior Primary School, Baikottur
6	Govt Senior Primary School, Marasanapally	27	Government Junior Primary School, Kote Kallur
7	Govt Senior Primary School, Koorigepally	28	Government Junior Primary School, G. Reddiwaripally
8	Room No. 1 Government Senior Primary School Mudimadugu-1	29	Government Junior Primary School, Baiyapally
9	Room No. 2 Government Senior Primary School Mudimadugu-2	30	Government Senior Primary School, Diguwachintapally
10	Govt Junior Primary School, Baltamuri	31	Room No.1, Government Senior Primary School, Royalpadu-1
11	Government Junior Primary School, Peddur	32	Room No. 2 Government Senior Primary School, Royalpadu-2
12	Government Junior Primary School, A. Kothur	33	Government Junior Primary School, Manjewaripally
13	Govt Junior Primary School, Marasanapally Majara Bachireddygaripally	34	Government Junior Primary School, Kempireddygaripally
14	Government Junior Primary School, Chillarapally	35	Government Junior Primary School, Kambalapally
15	Government High School, Bairaganahalli	36	Room No. -1 Govt Senior Primary School Addagal 1
16	Govt Senior Primary School K. Pathur	37	Room No-2 Government Senior Primary School Addagal 2
17	Govt Senior High School, Kadirampally	38	Government Pre-Graduation College North Side, Gaunipally-1
18	Government Junior Primary School, M. Tummalapally	39	Government Pre-Graduation College South Side Gaunipally-2
19	Anganwadi Centre, Dombarapally	40	Room No.1 Government Senior Primary School, Gaunipalli-3
20	Government Junior Primary School, Guntapally	41	Room No. 2 Govt Senior High School Gaunipally-4
21	Govt Junior Primary School Gudisivaripally	42	Government Junior Primary School, Karipally

Contd....

Polling Station Level Election Results

Polling Station-wise Votes Secured by Overall Top Five Parties in Srinivaspur Assembly in Assembly Election (AE) under Kolar Parliamentary Constituency in Karnataka (2023)

Number of Polling Station	Winner - G.K. Venkata Shivareddy (JD(S))	Runner-up - K.R. Ramesh Kumar (INC)	3rd - Gunjuru R. Srinivasa Reddy (BJP)	4th - Dr. Y.V. Venkatachala (AAP)	5th - T.n. Venkata Shivareddy (IND)	NOTA	Other	Total Votes Secured
36	183	479	7	7	1	1	1	679
37	240	387	7	7	1	0	3	645
38	488	709	19	7	2	3	2	1230
39	408	619	23	9	8	6	22	1095
40	470	481	36	4	2	1	7	1001
41	529	601	38	11	2	13	4	1198
42	252	195	2	4	2	1	0	456
43	278	225	2	2	0	1	1	509
44	468	548	2	1	2	0	1	1022
45	133	354	12	4	0	0	1	504
46	89	112	0	0	0	1	0	202
47	256	232	4	4	0	0	1	497
48	170	211	5	2	2	1	1	392
49	83	195	26	1	0	1	1	307
50	289	250	5	6	0	2	3	555
51	275	385	2	6	3	4	2	677
52	336	428	1	4	0	1	2	772
53	165	185	2	1	1	0	0	354
54	232	200	0	1	0	0	0	433
55	229	291	4	4	4	2	2	536
56	235	302	9	8	1	0	1	556
57	161	153	7	2	0	0	0	323
58	385	319	8	9	6	3	2	732
59	423	353	2	6	0	2	4	790
60	498	369	8	11	1	1	3	891
61	370	312	9	9	0	1	1	702
62	430	313	10	7	1	3	8	772
63	414	321	8	11	4	4	1	763
64	319	224	2	7	1	0	0	553
65	750	492	16	10	8	3	7	1286
66	178	95	32	4	0	2	3	314
67	612	405	10	12	1	3	5	1048
68	437	290	11	7	3	1	7	756
69	252	125	3	1	0	0	1	382
70	535	329	40	11	1	1	5	922

Contd....

Polling Station Level Election Results

Winner, Runner-up and 3rd Party Position & Winning Margin According to Polling Stations in Srinivaspur Assembly in Assembly Election (AE) under Kolar Parliamentary Constituency in Karnataka (2023)

Polling Station Number	Winner Party	Winner Votes (%)	Runner-up Party	Runner-up Votes (%)	Winning Margin Votes (%)	Third Party	Third Party Votes (%)	Other Votes (%)
71	JD(S)	610 (56.22)	INC	372 (34.29)	238 (21.93)	BJP	80 (7.37)	23 (2.12)
72	JD(S)	310 (55.86)	INC	227 (40.9)	83 (14.96)	BJP	7 (1.26)	11 (1.98)
73	JD(S)	207 (64.89)	INC	92 (28.84)	115 (36.05)	BJP	12 (3.76)	8 (2.51)
74	JD(S)	250 (52.74)	INC	213 (44.94)	37 (7.8)	AAP	5 (1.05)	6 (1.27)
75	JD(S)	175 (52.24)	INC	150 (44.78)	25 (7.46)	AAP	6 (1.79)	4 (1.19)
76	JD(S)	246 (49.9)	INC	236 (47.87)	10 (2.03)	BJP	8 (1.62)	3 (0.61)
77	INC	605 (52.43)	JD(S)	510 (44.19)	95 (8.24)	AAP	15 (1.3)	24 (2.08)
78	JD(S)	435 (52.86)	INC	376 (45.69)	59 (7.17)	BJP	6 (0.73)	6 (0.73)
79	JD(S)	236 (51.19)	INC	207 (44.9)	29 (6.29)	BJP	6 (1.3)	12 (2.6)
80	INC	437 (48.99)	JD(S)	426 (47.76)	11 (1.23)	AAP	11 (1.23)	18 (2.02)
81	JD(S)	538 (58.73)	INC	358 (39.08)	180 (19.65)	AAP	11 (1.2)	9 (0.98)
82	JD(S)	199 (54.08)	INC	156 (42.39)	43 (11.69)	BJP	9 (2.45)	4 (1.09)
83	JD(S)	415 (53.07)	INC	337 (43.09)	78 (9.98)	AAP	18 (2.3)	12 (1.53)
84	JD(S)	467 (47.8)	INC	451 (46.16)	16 (1.64)	BJP	40 (4.09)	19 (1.94)
85	INC	261 (51.38)	JD(S)	227 (44.69)	34 (6.69)	BJP	12 (2.36)	8 (1.57)
86	INC	305 (50.75)	JD(S)	279 (46.42)	26 (4.33)	AAP	8 (1.33)	9 (1.5)
87	JD(S)	319 (41.92)	INC	279 (36.66)	40 (5.26)	BJP	147 (19.32)	16 (2.1)
88	JD(S)	185 (46.13)	INC	155 (38.65)	30 (7.48)	BJP	52 (12.97)	9 (2.24)
89	JD(S)	247 (47.14)	INC	230 (43.89)	17 (3.25)	BJP	29 (5.53)	18 (3.44)
90	JD(S)	215 (59.07)	INC	144 (39.56)	71 (19.51)	AAP	3 (0.82)	2 (0.55)
91	JD(S)	279 (52.15)	INC	221 (41.31)	58 (10.84)	BJP	28 (5.23)	7 (1.31)
92	JD(S)	323 (62.24)	INC	177 (34.1)	146 (28.14)	AAP	9 (1.73)	10 (1.93)
93	JD(S)	417 (54.3)	INC	314 (40.89)	103 (13.41)	BJP	17 (2.21)	20 (2.6)
94	INC	211 (47.31)	JD(S)	191 (42.83)	20 (4.48)	AAP	8 (1.79)	36 (8.07)
95	JD(S)	361 (50.92)	INC	323 (45.56)	38 (5.36)	BJP	10 (1.41)	15 (2.12)
96	JD(S)	417 (50.55)	INC	390 (47.27)	27 (3.28)	BJP	6 (0.73)	12 (1.45)
97	JD(S)	302 (51.8)	INC	272 (46.66)	30 (5.14)	BJP	4 (0.69)	5 (0.86)
98	JD(S)	251 (53.75)	INC	211 (45.18)	40 (8.57)	BJP	2 (0.43)	3 (0.64)
99	JD(S)	343 (46.99)	INC	301 (41.23)	42 (5.76)	BJP	77 (10.55)	9 (1.23)
100	JD(S)	210 (54.83)	INC	155 (40.47)	55 (14.36)	BJP	14 (3.66)	4 (1.04)
101	JD(S)	647 (64.19)	INC	318 (31.55)	329 (32.64)	BJP	27 (2.68)	16 (1.59)
102	INC	413 (54.56)	JD(S)	315 (41.61)	98 (12.95)	BJP	14 (1.85)	15 (1.98)
103	JD(S)	250 (51.23)	INC	212 (43.44)	38 (7.79)	BJP	17 (3.48)	9 (1.84)
104	JD(S)	270 (49.82)	INC	260 (47.97)	10 (1.85)	AAP	5 (0.92)	7 (1.29)
105	INC	413 (49.4)	JD(S)	385 (46.05)	28 (3.35)	AAP	19 (2.27)	19 (2.27)

Contd....

Socio-Economic Amenities - Rural

Access to Education Facilities

Particulars	Number of Village (% of Population)				
	Available	Not Available	If Not Available (Distance of Nearest Facility)		
			A	B	C
Govt. Primary School	346 (97)	30 (3)	11 (0)	17 (1)	0 (0)
Private Primary School	78 (28)	298 (72)	0 (0)	0 (0)	0 (0)
Govt. Middle School	154 (63)	222 (37)	137 (21)	70 (12)	0 (0)
Private Middle School	48 (22)	328 (78)	4 (1)	2 (1)	0 (0)
Govt. Secondary School	36 (22)	340 (78)	178 (41)	108 (24)	40 (9)
Private Secondary School	19 (10)	357 (90)	5 (1)	0 (0)	1 (0)
Govt. Senior Secondary School	10 (7)	366 (93)	61 (16)	111 (28)	171 (40)
Private Senior Secondary School	11 (5)	365 (95)	3 (1)	4 (1)	8 (2)
Govt. Arts and Science Degree College	5 (1)	371 (99)	15 (5)	45 (13)	290 (76)
Private Arts and Science Degree College	3 (1)	373 (99)	1 (0)	7 (2)	13 (3)
Govt. Engineering College	0 (0)	376 (100)	0 (0)	0 (0)	10 (3)
Private Engineering College	0 (0)	376 (100)	5 (2)	46 (13)	315 (82)
Govt. Medicine College	0 (0)	376 (100)	0 (0)	0 (0)	0 (0)
Private Medicine College	0 (0)	376 (100)	56 (17)	38 (7)	282 (76)
Govt. Management Institute	2 (0)	374 (100)	1 (0)	14 (4)	235 (61)
Private Management Institute	2 (0)	374 (100)	0 (0)	1 (0)	57 (15)
Govt. Polytechnic	0 (0)	376 (100)	14 (5)	31 (8)	200 (51)
Private Polytechnic	0 (0)	376 (100)	2 (1)	25 (8)	104 (28)
Govt. Vocational Training School/ITI	5 (2)	371 (98)	21 (7)	35 (9)	159 (37)
Private Vocational Training School/ITI	8 (2)	368 (98)	4 (1)	34 (12)	112 (31)
Govt. Non Formal Training Centre	0 (0)	376 (100)	12 (4)	35 (9)	231 (60)
Private Non Formal Training Centre	3 (1)	373 (99)	4 (1)	20 (6)	71 (19)
Govt. School For Disabled	1 (0)	375 (100)	17 (5)	40 (10)	237 (61)
Private School For Disabled	2 (0)	374 (100)	3 (1)	18 (6)	58 (16)
Government Others	1 (0)	375 (100)	7 (1)	34 (9)	104 (30)
Private Others	1 (0)	375 (100)	3 (1)	9 (3)	17 (4)

Note : Distance A : Less than 5 km; B : Between 5-10 km; C : 10+ km.; Source : Data Analysis is based on 2011 Census.

DISCLAIMER

The Terms of Use and Disclaimer of Datanet India Private Limited (hereinafter referred to as "Datanet") for use of this analysis report of **Srinivaspur Assembly Constituency (Srinivaspur Vidhan Sabha)** :-

1. **Assembly Factbook™** is a Registered Trade Mark owned by Datanet.
2. All the maps are sketched and graphical representation only and have not been drawn to the scale and also not to represent the actual geographical area or boundary of the unit.
3. The data for the aforesaid analysis is based on authentic sources and has been culled from the various publications of Census, CSO and NSSO for district and block level data, various central and state government departments, Central & State Elections Commissions and the concerned Returning Officers' releases, Electoral Rolls, Election results and allied publications, internal assessment, surveys, estimates and analysis. Therefore, certain adjustment of data at micro level may have been done to arrive closer to the macro data.
4. Data have been provided on an "As Is" and "As AVAILABLE" basis
5. The colours shown in the maps or diagram and charts of a particular party, alliance or AC are indicative and do not represent them.
6. This publication which includes maps, sheets, graphs and data would be the property under copyright of Datanet only. The user may use these for its internal study, analysis and research purposes. It's public display, re-selling or any commercial uses by the user are not allowed.
7. Datanet has taken due care and caution in compilation and processing of data and allied information, but does not guarantee the accuracy, adequacy or completeness of any information/analysis and will be not responsible for any errors or omissions or for the results obtained from the use of such information/analysis.
8. All the contents for the publication have been culled from various authentic sources and Datanet reasonably believes such sources to be reliable, but does not make any representations, express or implied as to the accuracy or fitness of use of such information. The information or contents of the information/analysis do not constitute advice and should not be relied upon in making (or refraining from making) any decision. Any reliance placed upon the information provided by Datanet is the sole responsibility and strictly at the user's risk.
9. In no event will Datanet be liable for any damages (including, without limitation, damages for loss of business projects, or loss of profits) arising in contract, tort or otherwise from the use of or inability to use any of its contents, or from any action taken (or refrained from being taken) as a result of using the analysis or any of its contents. Datanet its directors, owners, editors, officials, employees, distributor and agents or any associate will not be liable for any errors in the information contained or any consequences arising from the use of the contents of the provided information/analysis.
10. If any provision of these terms and conditions is held invalid or illegal or unenforceable for any reason by any court of competent jurisdiction, such provision shall be severed and the remainder of provisions of the terms and conditions shall continue in full force and effect as if the Term of Use had been executed with the invalid, illegal or unenforceable provision eliminated.
11. If there are any discrepancies in the information provided, please bring it to attention of Datanet for suitable rectification measures.

Buy Online This Complete Book At
Datanet India eBooks Store

www.indiastatpublications.com

or go directly at

[http://www.indiastatpublications.com/
Assembly_factbook/Karnataka/Kolar/ Srinivaspur](http://www.indiastatpublications.com/Assembly_factbook/Karnataka/Kolar/Srinivaspur)

 **indiastat**elections

ISBN : 978-93-5802-076-2



9 789358 020762