



Karnataka

Assembly Factbook™

Krishnaraja Assembly Constituency




Key Electoral Data of Krishnaraja
Assembly Constituency (Vidhan Sabha)

Karnataka

Assembly Factbook™

Krishnaraja Assembly Constituency



Krishnaraja Vidhan Sabha

Editor & Director

Dr. R.K. Thukral

Research Editor

Dr. Shafeeq Rahman

**Compiled, Researched and Published by
Datanet India Pvt. Ltd.**

D-100, 1st Floor,

Okhla Industrial Area, Phase-I,

New Delhi- 110020.

Ph.: 91-11- 43580781-84

Email : support@indiastatpublications.com

Website : <http://www.indiastatelections.com>

Online Book Store :

www.indiastatpublications.com

Report No. : AFB/KA-216-0125

ISBN : 978-93-5802-242-1

First Edition : January, 2018

Eighth Updated Edition : January, 2025

Price : Rs.11500/-

US\$ 310

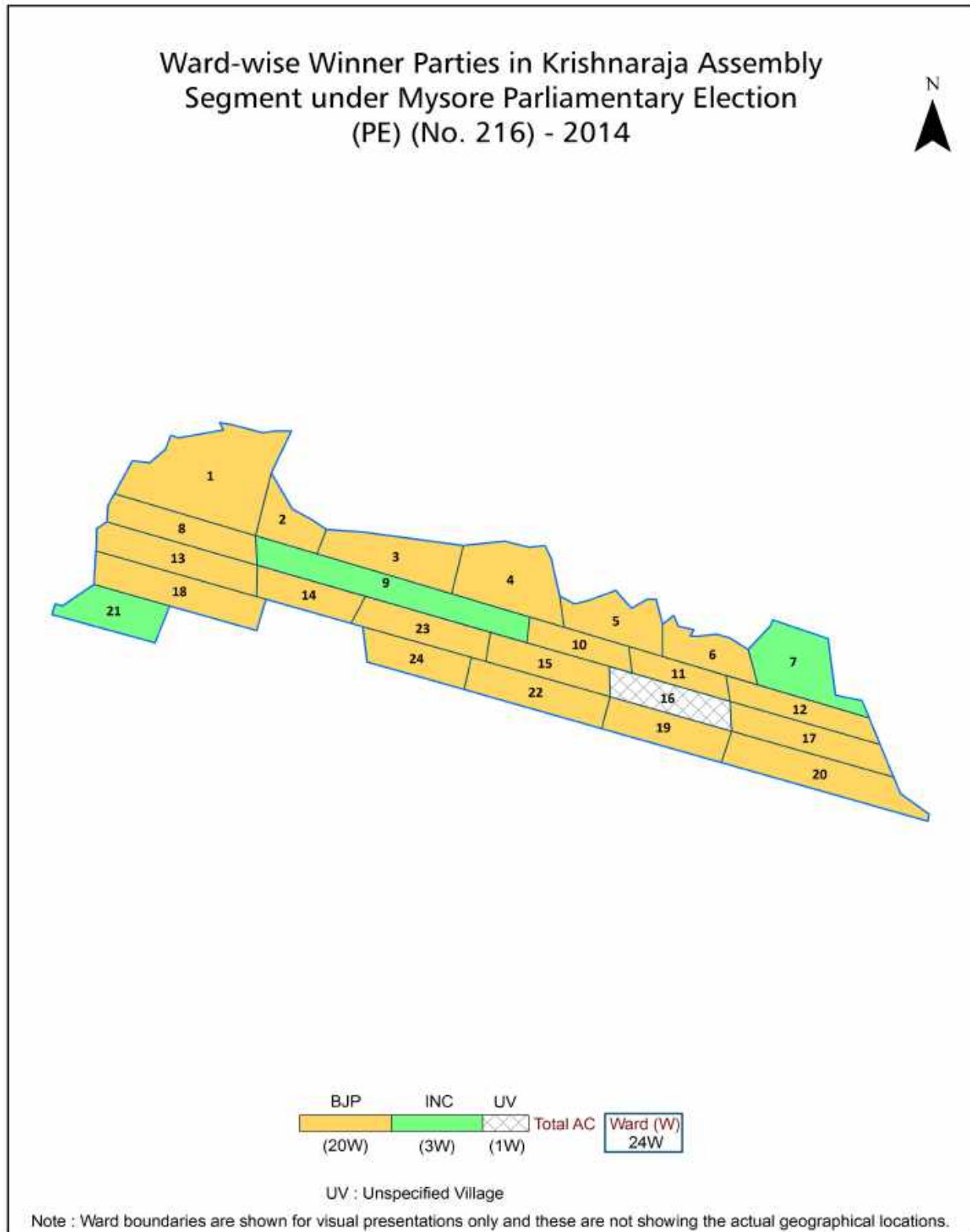
© Datanet India Pvt. Ltd.

All rights reserved. No part of this book may be reproduced, stored in a retrieval system or transmitted in any form or by any means, mechanical photocopying, photographing, scanning, recording or otherwise without the prior written permission of the publisher. Please refer to Disclaimer at page no. 170 for the use of this publication.

Printed in India

No.	Particulars	Page No.
	Introduction	
1	Assembly Constituency - (Vidhan Sabha) at a Glance Features of Assembly as per Delimitation Commission of India (2008)	1-2
	Location and Political Maps	
2	Location Map Boundaries of Assembly Constituency - (Vidhan Sabha) in District Boundaries of Assembly Constituency under Parliamentary Constituency - (Lok Sabha) Ward-wise Winner Parties- 2024, 2019, 2018, 2014, 2013 and 2009	3-11
	Administrative Setup (2011)	
3	District Sub-district Towns Villages Inhabited Villages Uninhabited Villages Village Panchayat Intermediate Panchayat	12
	Demographics (2011)	
4	Population Households Rural/Urban Population Ward by Population Size Sex Ratio (Total & 0-6 Years) Religious Population Social Population Literacy Rate	13-14
	Electoral Features	
5	Important Dates of Last Elections Held Electors by Gender Service Electors Voters Voters Turnout Polling Stations & Average Number of Electors per Polling Station Electors by Age Group Present Elected Representatives	15-20
	Historical Summary Election Results	
6	Vote Share of Major Parties Winning Margin (Number & Percentage) Polarity of Parties Summary Result of Assembly Segment of Parliamentary Elections 2024, 2019, 2014, 2009, 2004 and 1999 Summary Result of Assembly Elections 2023, 2018, 2013, 2008, 2004, 1999, 1994, 1989, 1985, 1983, 1978, 1972 and 1967	21-42
	Polling Station Level Election Results	
7	Name and Number of Polling Station 2024, 2019, 2018, 2014, 2013 and 2009 Polling Station-wise Electors, Voters & Voters Turnout 2024, 2019, 2018, 2014, 2013 and 2009 Polling Station wise Elections Results 2024, 2019, 2018, 2014, 2013 and 2009	43-164
	Share of Assembly Constituency	
8	Share of Assembly Constituency - (Vidhan Sabha) in State, District and Parliamentary Constituency - (Lok Sabha)	165
9	Abbreviation & Sources	168-169
10	Disclaimer	170

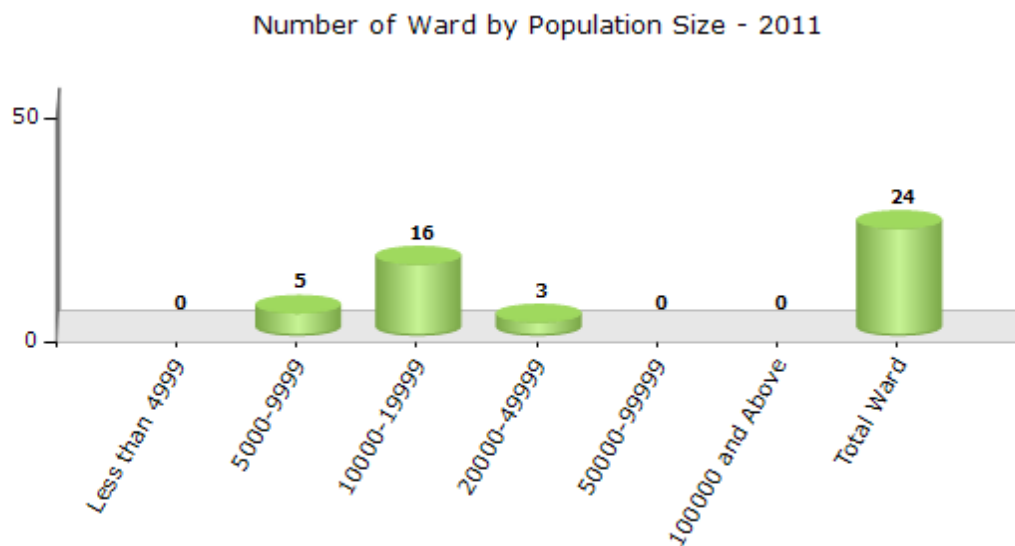
Location & Political Map



Demographics

Number of Ward by Population Size - 2011

Less than 4999	5000-9999	10000-19999	20000-49999	50000-99999	100000 and Above	Total Ward
0	5	16	3	0	0	24

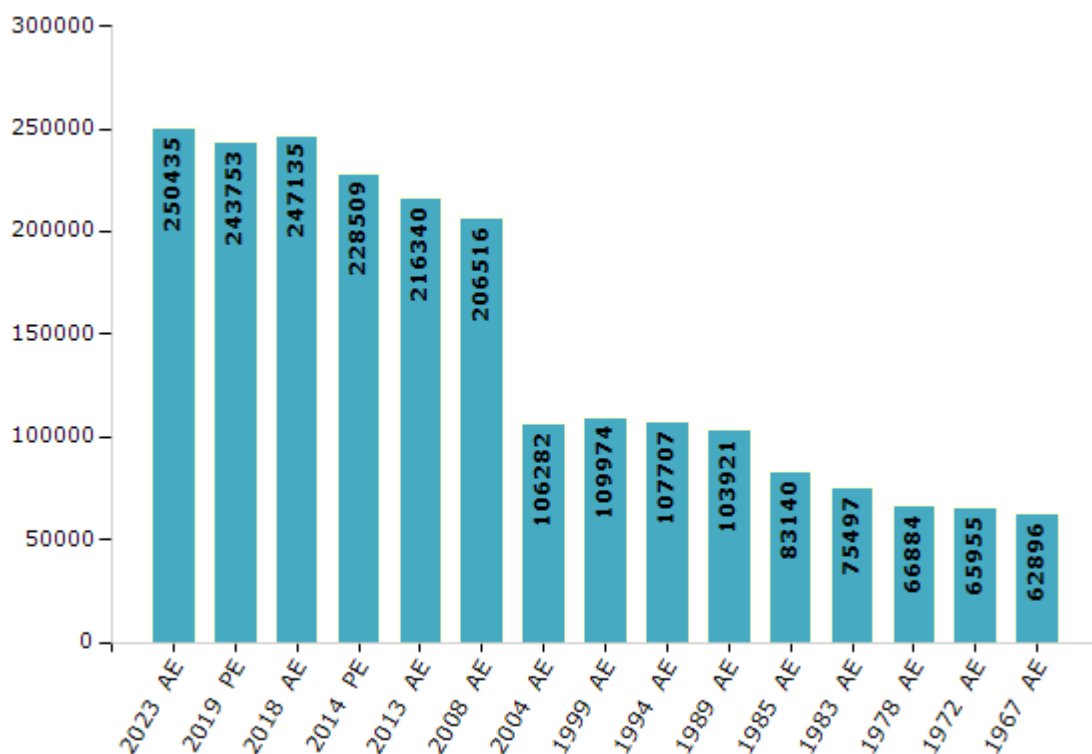


Electoral Features

Electors by Male & Female

Year	Male	Female	Others	Total	Year	Male	Female	Others	Total
2023 AE	122515	127891	29	250435	1999 AE	56572	53402	-	109974
2019 PE	120196	123536	21	243753	1994 AE	56171	51536	-	107707
2018 AE	122169	124953	13	247135	1989 AE	54875	49046	-	103921
2014 PE	113852	114638	19	228509	1985 AE	44779	38361	-	83140
2013 AE	107716	108606	18	216340	1983 AE	40052	35445	-	75497
2009 PE	-	-	-	-	1978 AE	30802	36082	-	66884
2008 AE	102799	103717	-	206516	1972 AE	34658	31297	-	65955
2004 PE	-	-	-	-	1967 AE	-	-	-	62896
2004 AE	53795	52487	-	106282	1962 AE	-	-	-	-
1999 PE	-	-	-	-	1957 AE	-	-	-	-

Number of Electors



Note : AE : Assembly Election, PE : Assembly Segment of Parliamentary Election

Historical Summary Election Results

Summary Result of Assembly Election - 2018

Candidate Name	Party	Votes	Votes %
S A Ramadas	BJP	78573	53.48
M K Somashekar	INC	52226	35.55
Mallesh K V	JD(S)	11607	7.9
B Somashekar	IND	413	0.28
M D Parthasarathy	IND	399	0.27
B K Aravind	KP	370	0.25
Rachappa G	IND	301	0.2
Suchithra	IND	289	0.2
Janaki M C	BJC	178	0.12
Sreenivas S	IND	153	0.1
P Kumaraswamy	IND	149	0.1
K M Jayanth	KPJP	145	0.1
Ravi N	IND	131	0.09
Vijayakumar D	RPSN	114	0.08
D N Krishnamurthy	IND	101	0.07
Bhanumohan	SWARAJ	99	0.07
M Nanjappa	IND	81	0.06
S Jagadeesh	IND	72	0.05
B H Shivakumar	KJP	66	0.04
	NOTA	1441	0.98

Polling Station Level Election Results

Number and Name of Polling Stations (PS) (2018)

Number of Polling Stations	Name of Polling Stations	Number of Polling Stations	Name of Polling Stations
1	Hemavathi Primary and High School, T. K. Layout, 4th Stage, Room No. 1 Mysore	21	Govt. Higher Primary School, Room No. 2, Kuvempu Nagar, Mysore
1A	Hemavathi Primary and High School, T. K. Layout, 4th Stage, Room No. 1 Mysore	22	Gnanaganga Vidya Peeta, Room No. 1 Kuvempu Nagar, Mysore
2	Hemavathi Primary and High School, T. K. Layout, 4th Stage, Room No. 2, Mysore	23	Gnanaganga Vidyapeeta, Room No. 2 Kuvempu Nagar, Mysore
3	Hemavathi Primary and High School, T. K. Layout, 4th Stage, Room No. 3 Mysore	24	Gnanaganga Vidyapeeta, Room No. 3 Kuvempu Nagar, Mysore
4	Hemavathi Primary and High School, T. K. Layout, 4th Stage, Room No. 4, Mysore	25	Gnanaganga Vidyapeeta, Room No. 4 Kuvempu Nagar, Mysore
5	Hemavathi Primary and High School, T. K. Layout, 4th Stage, Room No. 5 Mysore	26	Vasavi Vidyanikethana School, Samrat Kalayana Mantapa Left Side, Adichunchanagiri Road, Kuvempu Nagar, Room No. 1, Mysore
6	Hemavathi Primary and High School, T. K. Layout, 4th Stage Room No. 6 Mysore	27	Vasavi Vidyanikethana School, Samrat Kalayana Mantapa Left Side, Adichunchanagiri Road, Kuvempu Nagar, Room No. 2, Mysore
7	Hemavathi Primary and High School, T. K. Layout, 4th Stage Room No. 7 Mysore	28	Pramathi Vidya Kendra, Udaya Ravi Main Road Room No. 3, Kuvempu Nagar, Mysore
8	Government Primary & High School, Thonachi Koppal Layout, Room No. 1 Mysore	29	Basudeva Somani 1st Grade College, Room No. 1 Vishwa Manava Double Road, E & F Block, Kuvempu Nagar, Mysore
9	Taralabalu Vidyasamsthe Room No. 2, T K Layout, Mysore	29A	Basudeva Somani 1st Grade College, Room No. 1 Vishwa Manava Double Road, E & F Block, Kuvempu Nagar, Mysore
10	Government Primary & High School, Thonachi Koppal Layout, Room No. 2 Mysore	30	Basudeva Somani 1st Grade College, Room No. 2, Vishwa Manava Double Road, E & F Block, Kuvempu Nagar, Mysore
11	Government Primary & High School, Thonachi Koppal Layout, Room No. 3 Mysore	31	Govt. P.U. College, Kuvempu Nagar, Room No. 1, Mysore
12	Tharalabalu Vidyasamsthe, Room No. 1, Sahukar Chennaiah Road Mysore	32	Govt. P.U. College, Kuvempu Nagar, Room No. 2, Mysore
13	Maharshi Public School Room No. 1 Vishveshwara Nagar, Mysore	33	K. G. Koppal Boys School, Room No. 1, K. G. Koppal Corporation Building
14	Maharshi Public School Room No. 2 Vishveshwara Nagar, Mysore	34	Pramathi Vidya Kendra, Udayaravi Main Road, Kuvempu Nagar, Room No. 1
15	Maharshi Public School Room No. 3 Vishveshwara Nagar, Mysore	34A	Pramathi Vidya Kendra, Udayaravi Main Road, Kuvempu Nagar, Room No. 1
16	Kuvempu Vidyavardhka Primary School, Room No. 1 Kamakshi Hospital Road Kuvempu Nagar	35	Pramathi Vidya Kendra, Udayaravi Main Road, Kuvempu Nagar, Room No. 2, Mysore
17	Kuvempu Vidyavardhka Primary School, Room. No. 2, Kamakshi Hospital Road Kuvempu Nagar	36	Government 1st Grade College, (Room No. 1) Old Police Station Building, Kuvempu Nagar, Mysore
18	Kuvempu Vidya Vardhaka High School, Room No. 1. Kamakshi Hospital Road, Kuvempu Nagar, Mysore	37	Government 1st Grade College, (Room No. 2) Old Police Station Building, Kuvempu Nagar, Mysore
19	Kuvempu Vidyavardhaka High School. Room No. 2, Kamakshi Hospital Road, Kuvempu Nagar	38	Government 1st Grade College, (Room. No. 3) Old Police Station Building, Kuvempu Nagar, Mysore
20	Govt. Higher Primary School, Room No. 1 Kuvempu Nagar	39	Government 1st Grade College, (Room No. 4) Old Police Station Building, Kuvempu Nagar, Mysore

Contd....

Polling Station Level Election Results

Polling Station-wise Votes Secured by Overall Top Five Parties in Krishnaraja Assembly in Assembly Election (AE) under Mysore Parliamentary Constituency in Karnataka (2018)

Number of Polling Station	Winner - S A Ramadas (BJP)	Runner-up - M K Somashekar (INC)	3rd - Mallesh K V (JD(S))	4th - B Somashekar (IND)	5th - M D Parthasarathy (IND)	NOTA	Other	Total Votes Secured
34	228	103	27	0	1	4	5	368
34A	271	125	28	0	0	2	5	431
35	492	178	76	1	0	10	3	760
36	378	285	54	1	1	5	16	740
37	415	157	52	1	1	4	3	633
38	395	189	76	1	1	7	11	680
39	317	225	48	1	0	6	9	606
40	328	78	43	0	0	5	4	458
40A	269	105	28	0	0	4	0	406
41	286	363	38	4	2	0	17	710
42	380	152	49	1	0	7	6	595
43	330	148	32	0	0	5	5	520
44	506	122	54	0	0	6	7	695
45	383	107	31	1	0	9	4	535
46	476	204	87	0	0	12	13	792
47	471	117	42	0	0	13	3	646
48	338	73	35	1	0	5	3	455
48A	254	54	16	0	0	6	1	331
49	281	201	68	1	1	2	7	561
50	279	103	51	0	3	11	8	455
51	419	209	98	0	0	7	8	741
52	300	176	44	0	0	7	10	537
53	373	169	44	3	0	7	8	604
54	349	120	37	0	3	3	8	520
55	304	114	48	1	0	5	3	475
55A	281	79	36	1	0	11	10	418
56	418	238	88	4	0	9	11	768
57	224	177	40	0	0	3	7	451
57A	219	146	39	0	0	0	1	405
58	260	132	32	1	0	5	5	435
58A	220	95	37	0	0	6	3	361
59	108	473	49	0	1	8	14	653
60	80	371	42	0	1	5	23	522
61	83	358	58	1	2	6	10	518
62	141	498	105	6	5	12	29	796

Contd....

Polling Station Level Election Results

Winner, Runner-up and 3rd Party Position & Winning Margin According to Polling Stations in Krishnaraja Assembly in Assembly Election (AE) under Mysore Parliamentary Constituency in Karnataka (2018)

Polling Station Number	Winner Party	Winner Votes (%)	Runner-up Party	Runner-up Votes (%)	Winning Margin Votes (%)	Third Party	Third Party Votes (%)	Other Votes (%)
63	BJP	250 (54.59)	INC	102 (22.27)	148 (32.32)	JD(S)	90 (19.65)	16 (3.49)
63A	BJP	241 (55.28)	JD(S)	117 (26.83)	124 (28.45)	INC	58 (13.3)	20 (4.59)
64	BJP	249 (55.46)	JD(S)	101 (22.49)	148 (32.97)	INC	81 (18.04)	18 (4.01)
64A	BJP	198 (44.7)	JD(S)	140 (31.6)	58 (13.1)	INC	81 (18.28)	24 (5.42)
65	BJP	371 (54.96)	INC	153 (22.67)	218 (32.29)	JD(S)	129 (19.11)	22 (3.26)
66	INC	488 (89.87)	BJP	39 (7.18)	449 (82.69)	JD(S)	7 (1.29)	9 (1.66)
67	INC	362 (83.41)	BJP	43 (9.91)	319 (73.5)	JD(S)	16 (3.69)	13 (3)
68	INC	280 (59.07)	BJP	160 (33.76)	120 (25.31)	JD(S)	23 (4.85)	11 (2.32)
69	BJP	523 (80.09)	INC	91 (13.94)	432 (66.15)	JD(S)	16 (2.45)	23 (3.52)
70	BJP	319 (78)	INC	70 (17.11)	249 (60.89)	JD(S)	9 (2.2)	11 (2.69)
70A	BJP	298 (76.61)	INC	73 (18.77)	225 (57.84)	JD(S)	14 (3.6)	4 (1.03)
71	BJP	355 (79.06)	INC	62 (13.81)	293 (65.25)	JD(S)	13 (2.9)	19 (4.23)
72	BJP	556 (72.77)	INC	117 (15.31)	439 (57.46)	JD(S)	73 (9.55)	18 (2.36)
73	BJP	496 (54.57)	INC	282 (31.02)	214 (23.55)	JD(S)	99 (10.89)	32 (3.52)
74	BJP	430 (56.58)	INC	239 (31.45)	191 (25.13)	JD(S)	43 (5.66)	48 (6.32)
75	BJP	458 (63.35)	INC	181 (25.03)	277 (38.32)	JD(S)	67 (9.27)	17 (2.35)
76	INC	435 (59.51)	BJP	163 (22.3)	272 (37.21)	JD(S)	87 (11.9)	46 (6.29)
77	INC	359 (67.1)	BJP	107 (20)	252 (47.1)	JD(S)	46 (8.6)	23 (4.3)
77A	INC	309 (67.32)	BJP	67 (14.6)	242 (52.72)	JD(S)	45 (9.8)	38 (8.28)
78	BJP	485 (54.07)	JD(S)	197 (21.96)	288 (32.11)	INC	170 (18.95)	45 (5.02)
79	BJP	505 (73.4)	INC	116 (16.86)	389 (56.54)	JD(S)	52 (7.56)	15 (2.18)
80	BJP	415 (66.08)	INC	153 (24.36)	262 (41.72)	JD(S)	47 (7.48)	13 (2.07)
81	BJP	389 (70.6)	INC	125 (22.69)	264 (47.91)	JD(S)	32 (5.81)	5 (0.91)
82	BJP	434 (71.03)	INC	106 (17.35)	328 (53.68)	JD(S)	53 (8.67)	18 (2.95)
83	BJP	673 (75.87)	INC	159 (17.93)	514 (57.94)	JD(S)	40 (4.51)	15 (1.69)
84	BJP	300 (69.44)	INC	89 (20.6)	211 (48.84)	JD(S)	27 (6.25)	16 (3.7)
85	INC	404 (56.98)	BJP	227 (32.02)	177 (24.96)	JD(S)	48 (6.77)	30 (4.23)
86	BJP	203 (57.51)	INC	77 (21.81)	126 (35.7)	JD(S)	58 (16.43)	15 (4.25)
87	INC	196 (68.53)	BJP	58 (20.28)	138 (48.25)	JD(S)	19 (6.64)	13 (4.55)
88	INC	234 (54.29)	BJP	151 (35.03)	83 (19.26)	JD(S)	28 (6.5)	18 (4.18)
89	INC	342 (64.53)	BJP	101 (19.06)	241 (45.47)	JD(S)	63 (11.89)	24 (4.53)
89A	INC	235 (53.17)	BJP	140 (31.67)	95 (21.5)	JD(S)	56 (12.67)	11 (2.49)
90	INC	313 (55.4)	BJP	177 (31.33)	136 (24.07)	JD(S)	54 (9.56)	21 (3.72)
91	BJP	240 (62.34)	INC	105 (27.27)	135 (35.07)	JD(S)	20 (5.19)	20 (5.19)
91A	BJP	282 (59.49)	INC	166 (35.02)	116 (24.47)	JD(S)	15 (3.16)	11 (2.32)

Contd....

DISCLAIMER

The Terms of Use and Disclaimer of Datanet India Private Limited (hereinafter referred to as "Datanet") for use of this analysis report of **Krishnaraja Assembly Constituency (Krishnaraja Vidhan Sabha)** :-

1. **Assembly Factbook™** is a Registered Trade Mark owned by Datanet.
2. All the maps are sketched and graphical representation only and have not been drawn to the scale and also not to represent the actual geographical area or boundary of the unit.
3. The data for the aforesaid analysis is based on authentic sources and has been culled from the various publications of Census, CSO and NSSO for district and block level data, various central and state government departments, Central & State Elections Commissions and the concerned Returning Officers' releases, Electoral Rolls, Election results and allied publications, internal assessment, surveys, estimates and analysis. Therefore, certain adjustment of data at micro level may have been done to arrive closer to the macro data.
4. Data have been provided on an "As Is" and "As AVAILABLE" basis
5. The colours shown in the maps or diagram and charts of a particular party, alliance or AC are indicative and do not represent them.
6. This publication which includes maps, sheets, graphs and data would be the property under copyright of Datanet only. The user may use these for its internal study, analysis and research purposes. It's public display, re-selling or any commercial uses by the user are not allowed.
7. Datanet has taken due care and caution in compilation and processing of data and allied information, but does not guarantee the accuracy, adequacy or completeness of any information/analysis and will be not responsible for any errors or omissions or for the results obtained from the use of such information/analysis.
8. All the contents for the publication have been culled from various authentic sources and Datanet reasonably believes such sources to be reliable, but does not make any representations, express or implied as to the accuracy or fitness of use of such information. The information or contents of the information/analysis do not constitute advice and should not be relied upon in making (or refraining from making) any decision. Any reliance placed upon the information provided by Datanet is the sole responsibility and strictly at the user's risk.
9. In no event will Datanet be liable for any damages (including, without limitation, damages for loss of business projects, or loss of profits) arising in contract, tort or otherwise from the use of or inability to use any of its contents, or from any action taken (or refrained from being taken) as a result of using the analysis or any of its contents. Datanet its directors, owners, editors, officials, employees, distributor and agents or any associate will not be liable for any errors in the information contained or any consequences arising from the use of the contents of the provided information/analysis.
10. If any provision of these terms and conditions is held invalid or illegal or unenforceable for any reason by any court of competent jurisdiction, such provision shall be severed and the remainder of provisions of the terms and conditions shall continue in full force and effect as if the Term of Use had been executed with the invalid, illegal or unenforceable provision eliminated.
11. If there are any discrepancies in the information provided, please bring it to attention of Datanet for suitable rectification measures.

Buy Online This Complete Book At
Datanet India eBooks Store

www.indiastatpublications.com

or go directly at

[http://www.indiastatpublications.com/
Assembly_factbook/Karnataka/Mysore/ Krishnaraja](http://www.indiastatpublications.com/Assembly_factbook/Karnataka/Mysore/Krishnaraja)

 **indiastat**elections

ISBN : 978-93-5802-242-1



9 789358 022421