



Kerala

# Assembly Factbook™

Eravipuram Assembly Constituency



Key Electoral Data of Eravipuram  
Assembly Constituency (Vidhan Sabha)

Kerala

# Assembly Factbook™

Eravipuram Assembly Constituency



Eravipuram Vidhan Sabha

## **Editor & Director**

Dr. R.K. Thukral

## **Research Editor**

Dr. Shafeeq Rahman

## **Compiled, Researched and Published by Datanet India Pvt. Ltd.**

D-100, 1st Floor,

Okhla Industrial Area, Phase-I,  
New Delhi- 110020.

Ph.: 91-11- 43580781-84

Email : support@indiastatpublications.com

Website : www.indiastatelections.com

## **Online Book Store :**

www.indiastatpublications.com

**Report No. :** AFB/KR-125-0125

**ISBN :** 978-93-5313-539-3

**First Edition :** January, 2018

**Eighth Updated Edition :** January, 2025

**Price :** Rs.11500/-

US\$ 310

© **Datanet India Pvt. Ltd.**

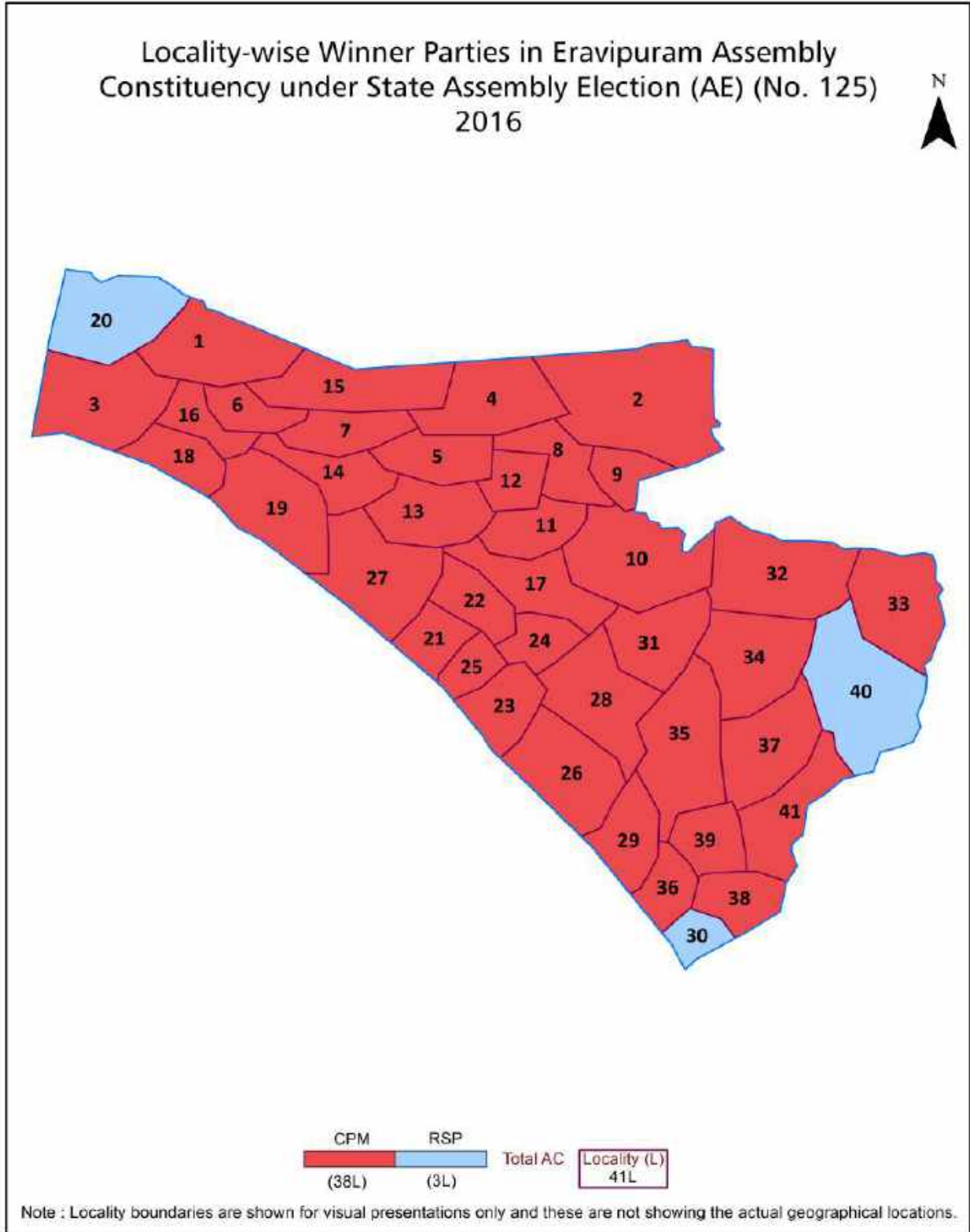
All rights reserved. No part of this book may be reproduced, stored in a retrieval system or transmitted in any form or by any means, mechanical photocopying, photographing, scanning, recording or otherwise without the prior written permission of the publisher. Please refer to Disclaimer at page no. 191 for the use of this publication.

Printed in India

# Contents

No.	Particulars	Page No.
	<b>Introduction</b>	
1	Assembly Constituency - (Vidhan Sabha) at a Glance   Features of Assembly as per Delimitation Commission of India (2008)	1-2
	<b>Location and Political Maps</b>	
2	Location Map   Boundaries of Assembly Constituency - (Vidhan Sabha in District   Boundaries of Assembly Constituency under Parliamentary Constituency - (Lok Sabha)   Town & Locality-wise Winner Parties- 2024, 2021, 2019, 2016, 2014 and 2011	3-10
	<b>Administrative Setup (2011)</b>	
3	District   Sub-district   Towns   Villages   Inhabited Villages   Uninhabited Villages   Village Panchayat   Intermediate Panchayat	11
	<b>Demographics (2011)</b>	
4	Population   Households   Rural/Urban Population   Towns by Population Size   Sex Ratio (Total & 0-6 Years)   Religious Population   Social Population   Literacy Rate	12-13
	<b>Electoral Features</b>	
5	Important Dates of Last Elections Held   Electors by Gender   Service Electors   Voters   Voters Turnout   Polling Stations & Average Number of Electors per Polling Station   Electors by Age Group   Present Elected Representatives	14-25
	<b>Historical Summary Election Results</b>	
6	Vote Share of Major Parties   Winning Margin (Number & Percentage   Polarity of Parties   Summary Result of Assembly Segment of Parliamentary Elections 2024, 2019, 2014, 2009, 2004 and 1999   Summary Result of Assembly Elections 2021, 2016, 2011, 2006, 2001, 1996, 1991, 1987, 1982, 1980, 1977, 1970, 1967, 1965, 1960 and 1957	26-50
	<b>Polling Station Level Election Results</b>	
7	Name and Number of Polling Station 2024, 2021, 2019, 2016, 2014 and 2011   Polling Station-wise Electors, Voters & Voters Turnout 2024, 2021, 2019, 2016, 2014 and 2011   Polling Station wise Elections Results 2024, 2021, 2019, 2016, 2014 and 2011	51-185
	<b>Share of Assembly Constituency</b>	
8	Share of Assembly Constituency - (Vidhan Sabha) in State, District and Parliamentary Constituency - (Lok Sabha)	186
9	<b>Abbreviation &amp; Sources</b>	189
10	<b>Disclaimer</b>	191

Location & Political Map

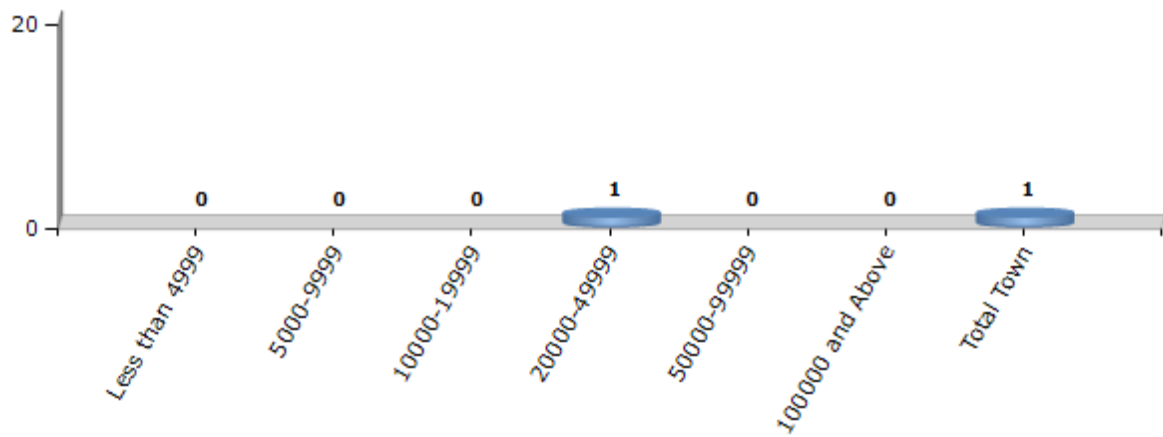


Demographics

Number of Towns by Population Size - 2011

Less than 4999	5000-9999	10000-19999	20000-49999	50000-99999	100000 and Above	Total Town
0	0	0	1	0	0	1

Number of Towns by Population Size - 2011

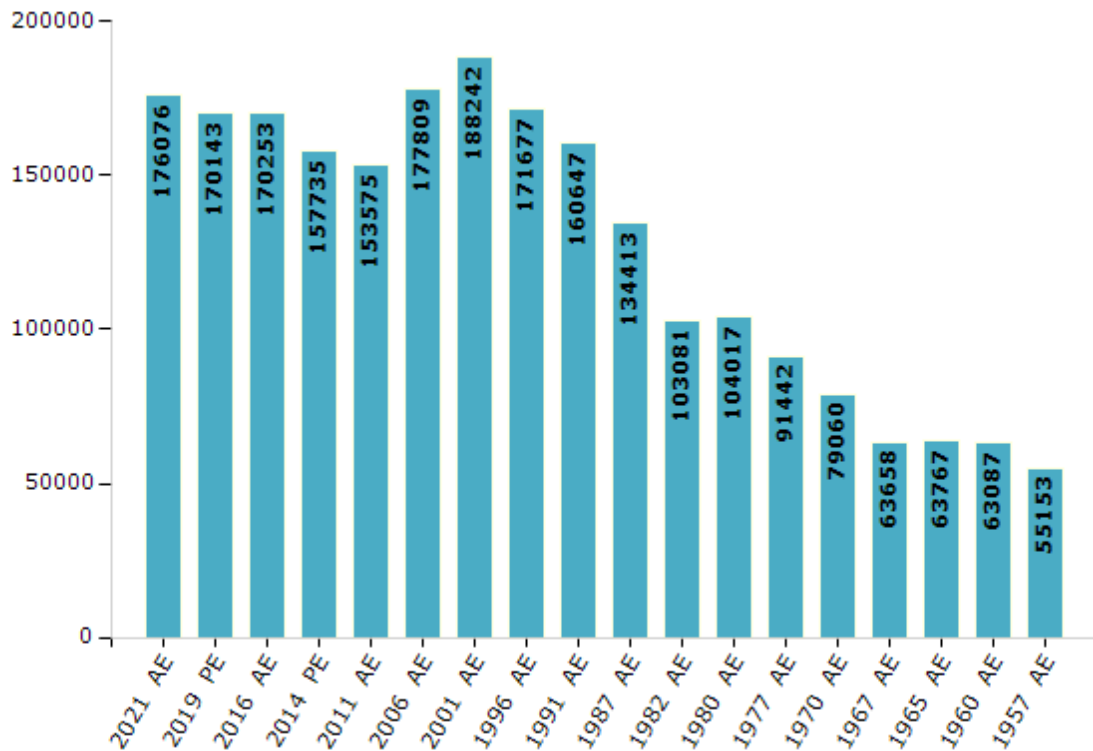


## Electoral Features

### Electors by Male & Female

Year	Male	Female	Others	Total	Year	Male	Female	Others	Total
2021 AE	84732	91340	4	176076	1991 AE	79443	81204	-	160647
2019 PE	81931	88211	1	170143	1987 AE	63498	70915	-	134413
2016 AE	81384	88869	0	170253	1982 AE	49764	53317	-	103081
2014 PE	75002	82733	0	157735	1980 AE	51198	52819	-	104017
2011 AE	73145	80430	0	153575	1977 AE	46324	45118	-	91442
2009 PE	-	-	-	-	1970 AE	39478	39582	-	79060
2006 AE	84534	93275	-	177809	1967 AE	-	-	-	63658
2004 PE	-	-	-	-	1965 AE	-	-	-	63767
2001 AE	91023	97219	-	188242	1960 AE	-	-	-	63087
1999 PE	-	-	-	-	1957 AE	-	-	-	55153
1996 AE	83510	88167	-	171677					

Number of Electors



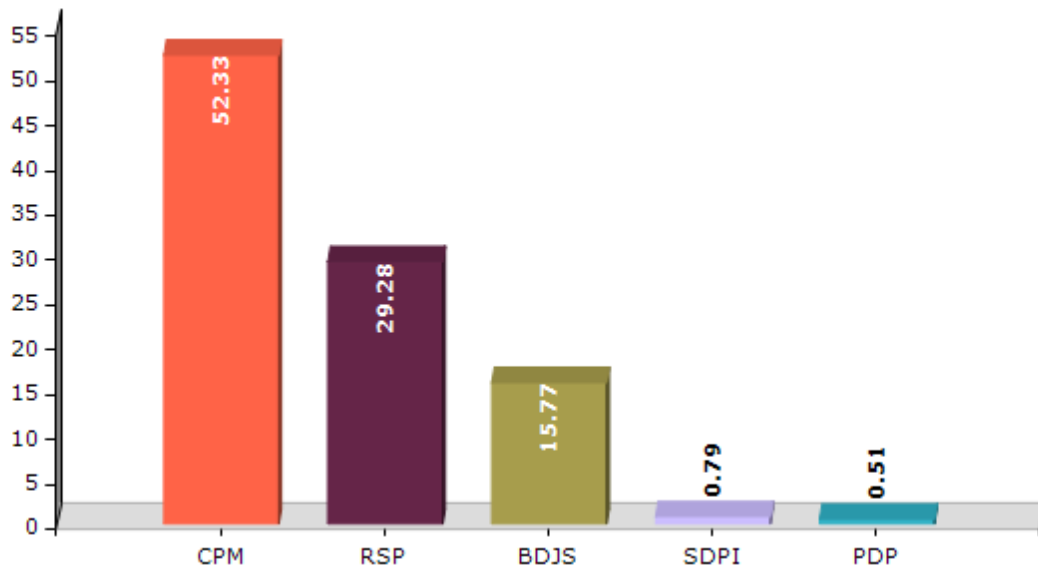
Note : AE : Assembly Election, PE : Assembly Segment of Parliamentary Election

## Historical Summary Election Results

### Summary Result of Assembly Election - 2016

Candidate Name	Party	Votes	Votes %
M. Noushad	CPM	65392	52.33
A.A.Azeez	RSP	36589	29.28
Akkavila Satheek	BDJS	19714	15.77
Ayathil Razak	SDPI	988	0.79
Muhammed Ismail	PDP	643	0.51
Manoj	IND	463	0.37
Vinod B.	SUCI	232	0.19
	NOTA	950	0.76

Votes Percentage of Top Parties - 2016





## Polling Station Level Election Results

### Number and Name of Polling Stations (PS) (2021)

Number of Polling Stations	Name of Polling Stations	Number of Polling Stations	Name of Polling Stations
1	Craven L. M. S. H. S. (Eastern Portion of Main Building)	16	Govt. HS, Koikkal (South Building West Portion)
2	Craven L. M. S. H. S. (Eastern Portion of Main Building)	16A	Govt. HS, Koikkal (South Building West Portion)
3	Prasanthy Cashew Campany, (Grading Shed) Kilkolloor	17	Koikkal Govt. L. P. S. ( Main old Building Eastern portion )
3A	Prasanthy Cashew Campany, (Grading Shed) Kilkolloor	17A	Koikkal Govt. L. P. S. ( Main old Building Eastern portion )
4	C.D.C.F, No.31(Office Building)	18	Koikkal Govt. L. P. S. (Main old Building western portion)
5	LMS LPS, Kilkolloor, West Portion Main Building	18A	Koikkal Govt. L. P. S. (Main old Building western portion)
6	T. K. M. Engg. College (Main block north building Middle portion)	19	K.S.D.C. Factory No 21, Palkulangara
6A	T. K. M. Engg. College (Main block north building Middle portion)	20	Sea Land Cashew Company, (Main building Middle Portion)
7	T. K. M. Engg. College(Main building east portion)	21	Harijan LPS, Kilkolloor (Middle portion of south building)
8	T. K. M. Engg. College (South portion of main block and north portion of garden)	22	Harijan LPS, Kilkolloor (Western portion of south building)
8A	T. K. M. Engg. College (South portion of main block and north portion of garden)	23	Shamsudeen Cashew Company, Ayathil(West Building South portion)
9	T.K.M. Engineer College (West southern part of the garden)	23A	Shamsudeen Cashew Company, Ayathil(West Building South portion)
9A	T.K.M. Engineer College (West southern part of the garden)	24	Shamsudeen Cashew Co. Ayathil (North Portion West Bldg.)
10	Ramanuja vilasam Library (Main Bldg.)	24A	Shamsudeen Cashew Co. Ayathil (North Portion West Bldg.)
10A	Ramanuja vilasam Library (Main Bldg.)	25	Shamsudeen Cashew Co. Ayathil (East Bldg.)
11	Capax Campany No.Q.347 Kallumthazham,( Office Building)	25A	Shamsudeen Cashew Co. Ayathil (East Bldg.)
12	Lekshaman Campany (Office building)	26	Shamsudeen Cashew Co. Ayathil (North Building Middle Portion)
13	Ambadi Cashew (Pooja Cashews) Northside Building	26A	Shamsudeen Cashew Co. Ayathil (North Building Middle Portion)
14	Anganawvadi Building, Cheri mukku	27	Bhanu Cashew Company (Central Building)
15	Govt. HS, Koikkal (West Building North portion)	27A	Bhanu Cashew Company (Central Building)
15A	Govt. HS, Koikkal (West Building North portion)	28	Y.M.V.A Library, Punthalathazham (Main buiding)

Contd....

**Polling Station Level Election Results**

**Polling Station-wise Votes Secured by Overall Top Five Parties in Eravipuram Assembly in Assembly Election (AE) under Kollam Parliamentary Constituency in Kerala (2021)**

Number of Polling Station	Winner - M. Noushad (CPI(M))	Runner-up - Babudivakaran (RSP)	3rd - Renjith Ravindran (BDJS)	4th - Ayathil Riyas (SDPI)	5th - Mohanan Mayyanad (BSP)	NOTA	Other	Total Votes Secured
25	248	123	12	17	1	2	1	404
25A	296	93	3	47	0	3	0	442
26	238	124	15	43	1	1	4	426
26A	272	117	22	36	2	6	3	458
27	220	126	82	0	5	6	4	443
27A	259	172	54	1	2	5	4	497
28	202	201	61	0	4	3	2	473
28A	298	142	55	0	2	5	9	511
29	308	118	52	0	1	8	8	495
29A	227	167	63	0	3	10	9	479
30	211	131	63	1	2	5	4	417
30A	235	164	49	2	2	4	5	461
31	227	175	46	1	0	5	1	455
31A	263	122	41	19	1	2	3	451
32	242	105	32	1	2	4	1	387
32A	288	105	33	2	0	4	2	434
33	197	120	30	36	4	2	7	396
33A	216	113	41	10	4	1	2	387
34	228	134	37	1	3	6	4	413
34A	314	99	53	1	6	9	3	485
35	379	202	77	1	3	3	5	670
36	226	152	47	1	4	4	4	438
36A	180	104	38	1	1	1	2	327
37	291	125	35	2	2	5	1	461
37A	338	108	54	2	3	7	3	515
38	224	134	58	0	6	2	3	427
38A	315	136	28	1	2	3	2	487
39	128	179	49	0	3	4	0	363
39A	223	176	32	1	1	3	4	440
40	127	110	60	1	0	2	3	303
41	117	261	48	0	2	5	3	436
42	354	191	22	1	1	7	4	580
43	193	151	24	8	1	3	3	383
44	385	184	9	24	3	5	3	613
45	335	222	29	5	3	5	4	603

Contd....

## Polling Station Level Election Results

### Winner, Runner-up and 3rd Party Position & Winning Margin According to Polling Stations in Eravipuram Assembly in Assembly Election (AE) under Kollam Parliamentary Constituency in Kerala (2021)

Polling Station Number	Winner Party	Winner Votes (%)	Runner-up Party	Runner-up Votes (%)	Winning Margin Votes (%)	Third Party	Third Party Votes (%)	Other Votes (%)
46	RSP	256 (60.95)	CPI(M)	123 (29.29)	133 (31.66)	BDJS	34 (8.1)	7 (1.67)
47	CPI(M)	308 (61.23)	RSP	183 (36.38)	125 (24.85)	SDPI	10 (1.99)	2 (0.4)
48	CPI(M)	207 (58.97)	RSP	127 (36.18)	80 (22.79)	BDJS	9 (2.56)	8 (2.28)
48A	CPI(M)	234 (59.09)	RSP	120 (30.3)	114 (28.79)	BDJS	24 (6.06)	18 (4.55)
49	CPI(M)	169 (45.8)	RSP	155 (42.01)	14 (3.79)	BDJS	39 (10.57)	6 (1.63)
49A	CPI(M)	233 (47.75)	RSP	175 (35.86)	58 (11.89)	BDJS	70 (14.34)	10 (2.05)
50	RSP	211 (47.31)	CPI(M)	169 (37.89)	42 (9.42)	BDJS	55 (12.33)	11 (2.47)
50A	RSP	229 (45.08)	CPI(M)	213 (41.93)	16 (3.15)	BDJS	54 (10.63)	12 (2.36)
51	CPI(M)	214 (50.71)	RSP	167 (39.57)	47 (11.14)	BDJS	37 (8.77)	4 (0.95)
51A	CPI(M)	301 (57.33)	RSP	167 (31.81)	134 (25.52)	BDJS	45 (8.57)	12 (2.29)
52	CPI(M)	220 (55.14)	RSP	152 (38.1)	68 (17.04)	BDJS	23 (5.76)	4 (1)
52A	CPI(M)	203 (55.16)	RSP	145 (39.4)	58 (15.76)	SDPI	9 (2.45)	11 (2.99)
53	CPI(M)	242 (55.38)	RSP	171 (39.13)	71 (16.25)	BDJS	11 (2.52)	13 (2.97)
53A	CPI(M)	362 (63.73)	RSP	182 (32.04)	180 (31.69)	SDPI	15 (2.64)	9 (1.58)
54	CPI(M)	229 (53.76)	RSP	150 (35.21)	79 (18.55)	BDJS	34 (7.98)	13 (3.05)
54A	CPI(M)	235 (55.16)	RSP	153 (35.92)	82 (19.24)	BDJS	33 (7.75)	5 (1.17)
55	CPI(M)	179 (47.73)	RSP	150 (40)	29 (7.73)	BDJS	36 (9.6)	10 (2.67)
55A	CPI(M)	254 (59.07)	RSP	161 (37.44)	93 (21.63)	SDPI	5 (1.16)	10 (2.33)
56	CPI(M)	190 (50.26)	RSP	159 (42.06)	31 (8.2)	BDJS	19 (5.03)	10 (2.65)
56A	CPI(M)	333 (66.47)	RSP	152 (30.34)	181 (36.13)	SDPI	6 (1.2)	10 (2)
57	CPI(M)	190 (50.8)	RSP	140 (37.43)	50 (13.37)	BDJS	33 (8.82)	11 (2.94)
57A	CPI(M)	238 (56.53)	RSP	124 (29.45)	114 (27.08)	BDJS	38 (9.03)	21 (4.99)
58	RSP	191 (45.15)	CPI(M)	183 (43.26)	8 (1.89)	BDJS	32 (7.57)	17 (4.02)
58A	CPI(M)	298 (64.92)	RSP	112 (24.4)	186 (40.52)	SDPI	29 (6.32)	20 (4.36)
59	RSP	200 (47.96)	CPI(M)	170 (40.77)	30 (7.19)	BDJS	38 (9.11)	9 (2.16)
59A	CPI(M)	211 (48.84)	RSP	193 (44.68)	18 (4.16)	BDJS	21 (4.86)	7 (1.62)
60	CPI(M)	262 (62.83)	RSP	95 (22.78)	167 (40.05)	BDJS	44 (10.55)	16 (3.84)
60A	CPI(M)	219 (52.9)	RSP	133 (32.13)	86 (20.77)	BDJS	37 (8.94)	25 (6.04)
61	CPI(M)	324 (67.22)	RSP	139 (28.84)	185 (38.38)	SDPI	8 (1.66)	11 (2.28)
61A	CPI(M)	407 (69.81)	RSP	154 (26.42)	253 (43.39)	SDPI	11 (1.89)	11 (1.89)
62	CPI(M)	292 (61.09)	RSP	158 (33.05)	134 (28.04)	SDPI	14 (2.93)	14 (2.93)
62A	CPI(M)	306 (55.33)	RSP	209 (37.79)	97 (17.54)	BDJS	24 (4.34)	14 (2.53)
63	CPI(M)	309 (65.47)	RSP	146 (30.93)	163 (34.54)	BDJS	8 (1.69)	9 (1.91)
63A	CPI(M)	330 (60.77)	RSP	195 (35.91)	135 (24.86)	SDPI	11 (2.03)	7 (1.29)
64	CPI(M)	294 (55.79)	RSP	204 (38.71)	90 (17.08)	BDJS	18 (3.42)	11 (2.09)

Contd....

## DISCLAIMER

The Terms of Use and Disclaimer of Datanet India Private Limited (hereinafter referred to as "Datanet") for use of this analysis report of **Eravipuram Assembly Constituency (Eravipuram Vidhan Sabha)** :-

1. **Assembly Factbook™** is a Registered Trade Mark owned by Datanet.
2. All the maps are sketched and graphical representation only and have not been drawn to the scale and also not to represent the actual geographical area or boundary of the unit.
3. The data for the aforesaid analysis is based on authentic sources and has been culled from the various publications of Census, CSO and NSSO for district and block level data, various central and state government departments, Central & State Elections Commissions and the concerned Returning Officers' releases, Electoral Rolls, Election results and allied publications, internal assessment, surveys, estimates and analysis. Therefore, certain adjustment of data at micro level may have been done to arrive closer to the macro data.
4. Data have been provided on an "As Is" and "As AVAILABLE" basis
5. The colours shown in the maps or diagram and charts of a particular party, alliance or AC are indicative and do not represent them.
6. This publication which includes maps, sheets, graphs and data would be the property under copyright of Datanet only. The user may use these for its internal study, analysis and research purposes. It's public display, re-selling or any commercial uses by the user are not allowed.
7. Datanet has taken due care and caution in compilation and processing of data and allied information, but does not guarantee the accuracy, adequacy or completeness of any information/analysis and will be not responsible for any errors or omissions or for the results obtained from the use of such information/analysis.
8. All the contents for the publication have been culled from various authentic sources and Datanet reasonably believes such sources to be reliable, but does not make any representations, express or implied as to the accuracy or fitness of use of such information. The information or contents of the information/analysis do not constitute advice and should not be relied upon in making (or refraining from making) any decision. Any reliance placed upon the information provided by Datanet is the sole responsibility and strictly at the user's risk.
9. In no event will Datanet be liable for any damages (including, without limitation, damages for loss of business projects, or loss of profits) arising in contract, tort or otherwise from the use of or inability to use any of its contents, or from any action taken (or refrained from being taken) as a result of using the analysis or any of its contents. Datanet its directors, owners, editors, officials, employees, distributor and agents or any associate will not be liable for any errors in the information contained or any consequences arising from the use of the contents of the provided information/analysis.
10. If any provision of these terms and conditions is held invalid or illegal or unenforceable for any reason by any court of competent jurisdiction, such provision shall be severed and the remainder of provisions of the terms and conditions shall continue in full force and effect as if the Term of Use had been executed with the invalid, illegal or unenforceable provision eliminated.
11. If there are any discrepancies in the information provided, please bring it to attention of Datanet for suitable rectification measures.

**Buy Online This Complete Book At**  
**Datanet India eBooks Store**

[www.indiastatpublications.com](http://www.indiastatpublications.com)

or go directly at

[http://www.indiastatpublications.com/  
Assembly\\_factbook/Kerala/Kollam/ Eravipuram](http://www.indiastatpublications.com/Assembly_factbook/Kerala/Kollam/Eravipuram)

  
**i** **india**stat**elections**

ISBN : 978-93-5313-539-3

