



Kerala

Assembly Factbook™

Kollam Assembly Constituency



Key Electoral Data of Kollam
Assembly Constituency (Vidhan Sabha)

Kerala

Assembly Factbook™

Kollam Assembly Constituency



Kollam Vidhan Sabha

Editor & Director

Dr. R.K. Thukral

Research Editor

Dr. Shafeeq Rahman

Compiled, Researched and Published by Datanet India Pvt. Ltd.

D-100, 1st Floor,

Okhla Industrial Area, Phase-I,
New Delhi- 110020.

Ph.: 91-11- 43580781-84

Email : support@indiastatpublications.com

Website : www.indiastatelections.com

Online Book Store :

www.indiastatpublications.com

Report No. : AFB/KR-124-0125

ISBN : 978-93-5313-557-7

First Edition : January, 2018

Eighth Updated Edition : January, 2025

Price : Rs.11500/-

US\$ 310

© **Datanet India Pvt. Ltd.**

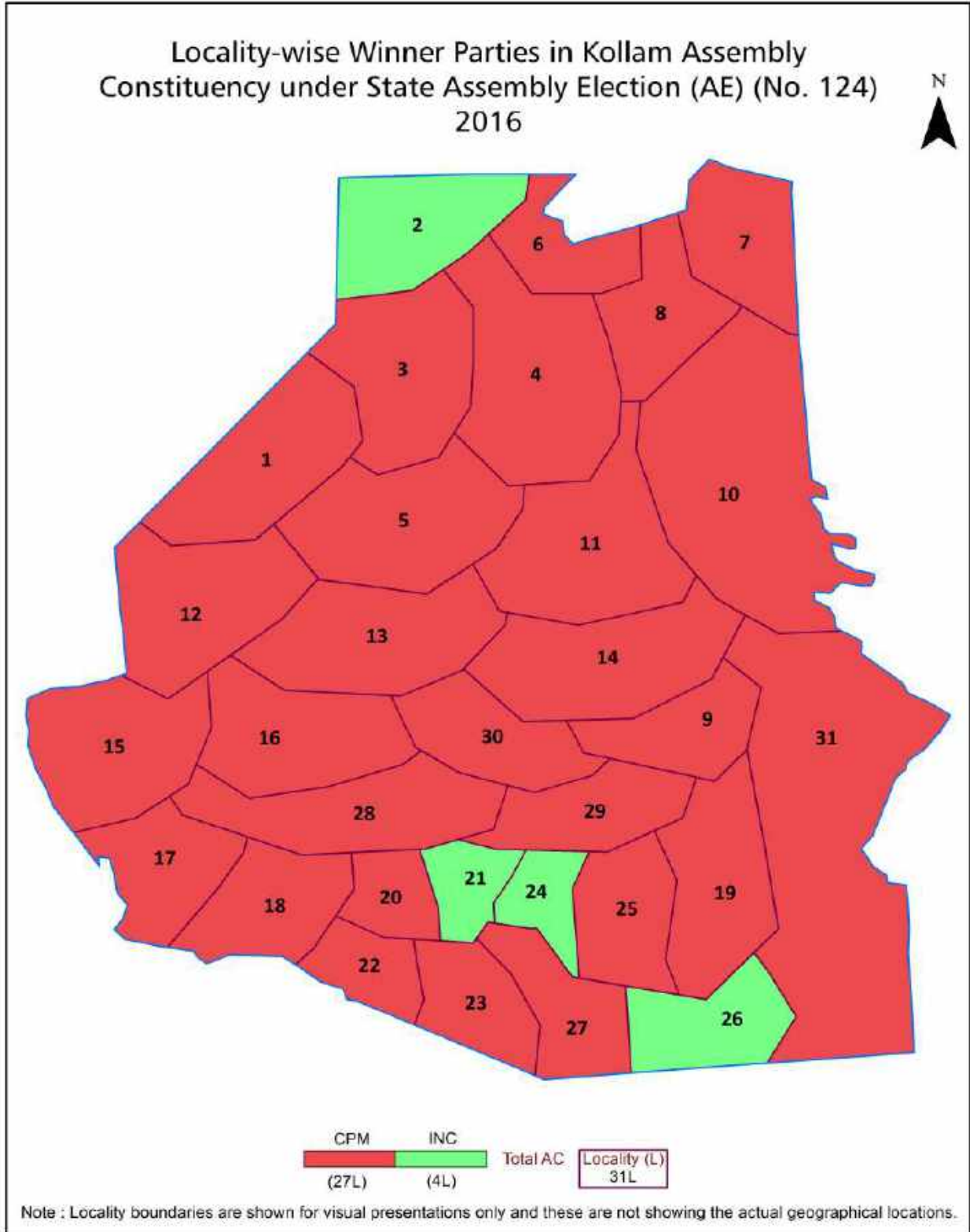
All rights reserved. No part of this book may be reproduced, stored in a retrieval system or transmitted in any form or by any means, mechanical photocopying, photographing, scanning, recording or otherwise without the prior written permission of the publisher. Please refer to Disclaimer at page no. 189 for the use of this publication.

Printed in India

Contents

No.	Particulars	Page No.
	Introduction	
1	Assembly Constituency - (Vidhan Sabha) at a Glance Features of Assembly as per Delimitation Commission of India (2008)	1-2
	Location and Political Maps	
2	Location Map Boundaries of Assembly Constituency - (Vidhan Sabha in District Boundaries of Assembly Constituency under Parliamentary Constituency - (Lok Sabha) Town & Locality-wise Winner Parties- 2024, 2021, 2019, 2016, 2014, 2011 and 2009	3-10
	Administrative Setup (2011)	
3	District Sub-district Towns Villages Inhabited Villages Uninhabited Villages Village Panchayat Intermediate Panchayat	11
	Demographics (2011)	
4	Population Households Rural/Urban Population Towns by Population Size Sex Ratio (Total & 0-6 Years) Religious Population Social Population Literacy Rate	12-13
	Electoral Features	
5	Important Dates of Last Elections Held Electors by Gender Service Electors Voters Voters Turnout Polling Stations & Average Number of Electors per Polling Station Electors by Age Group Present Elected Representatives	14-25
	Historical Summary Election Results	
6	Vote Share of Major Parties Winning Margin (Number & Percentage Polarity of Parties Summary Result of Assembly Segment of Parliamentary Elections 2024, 2019, 2014 and 2009 Summary Result of Assembly Elections 2021, 2016 and 2011	26-35
	Polling Station Level Election Results	
7	Name and Number of Polling Station 2024, 2021, 2019, 2016, 2014, 2011 and 2009 Polling Station-wise Electors, Voters & Voters Turnout 2024, 2021, 2019, 2016, 2014, 2011 and 2009 Polling Station wise Elections Results 2024, 2021, 2019, 2016, 2014, 2011 and 2009	36-183
	Share of Assembly Constituency	
8	Share of Assembly Constituency - (Vidhan Sabha) in State, District and Parliamentary Constituency - (Lok Sabha)	184
9	Abbreviation & Sources	187
10	Disclaimer	189

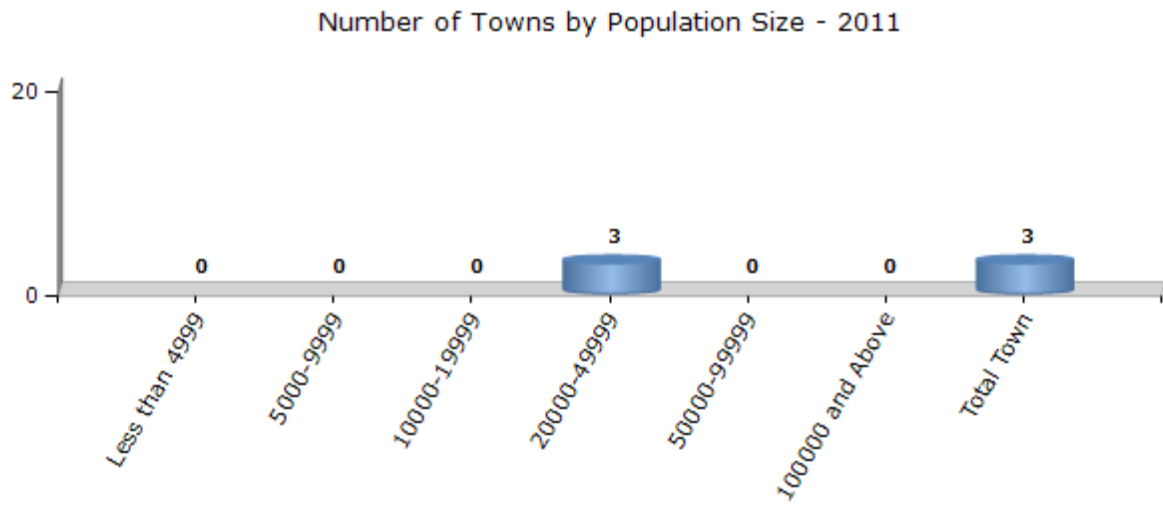
Location & Political Map



Demographics

Number of Towns by Population Size - 2011

Less than 4999	5000-9999	10000-19999	20000-49999	50000-99999	100000 and Above	Total Town
0	0	0	3	0	0	3



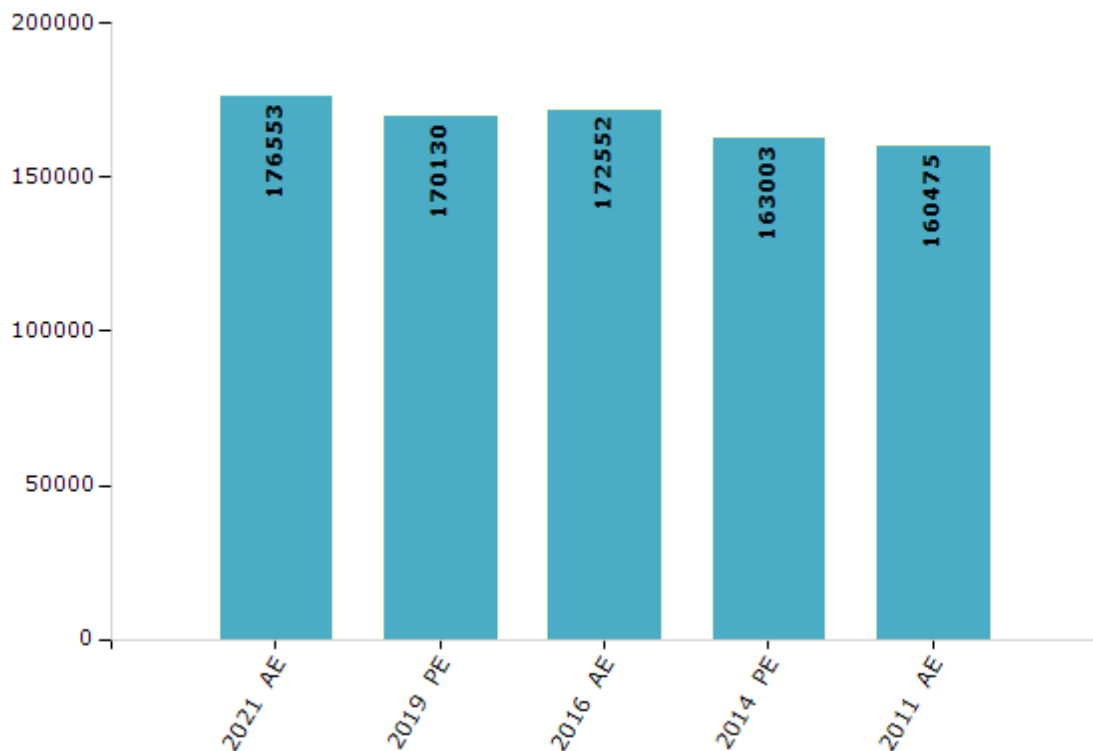
Electoral Features

Electors by Male & Female

Year	Male	Female	Others	Total
2021 AE	85159	91393	1	176553
2019 PE	82240	87889	1	170130
2016 AE	82571	89981	0	172552
2014 PE	77931	85072	0	163003
2011 AE	76665	83810	0	160475
2009 PE	-	-	-	-
2006 AE	-	-	-	-
2004 PE	-	-	-	-
2001 AE	-	-	-	-
1999 PE	-	-	-	-
1996 AE	-	-	-	-

Year	Male	Female	Others	Total
1991 AE	-	-	-	-
1987 AE	-	-	-	-
1982 AE	-	-	-	-
1980 AE	-	-	-	-
1977 AE	-	-	-	-
1970 AE	-	-	-	-
1967 AE	-	-	-	-
1965 AE	-	-	-	-
1960 AE	-	-	-	-
1957 AE	-	-	-	-

Number of Electors



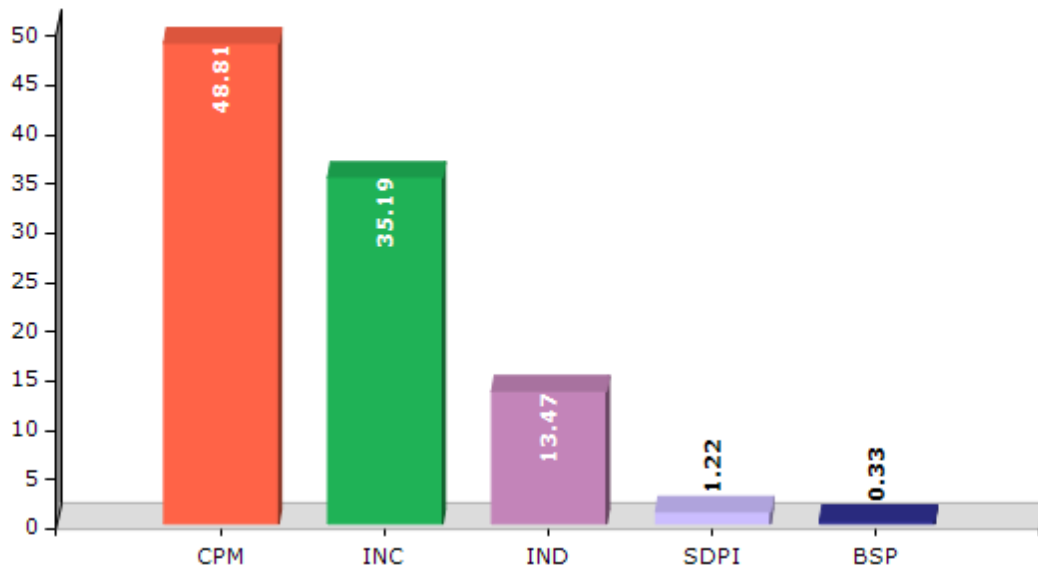
Note : AE : Assembly Election, PE : Assembly Segment of Parliamentary Election

Historical Summary Election Results

Summary Result of Assembly Election - 2016

Candidate Name	Party	Votes	Votes %
M Mukesh	CPM	63103	48.81
Sooraj Ravi	INC	45492	35.19
Prof. K. Sasikumar	IND	17409	13.47
Johnson Kandachira	SDPI	1576	1.22
K. Balakrishnan	BSP	431	0.33
Narayanan Nair	IND	209	0.16
S. Chandran	IND	174	0.13
	NOTA	889	0.69

Votes Percentage of Top Parties - 2016



Polling Station Level Election Results

Number and Name of Polling Stations (PS) (2021)

Number of Polling Stations	Name of Polling Stations	Number of Polling Stations	Name of Polling Stations
1	Panchayath Govt. L. P. School, Prakulam (Main Building-North Portion)	13A	Villaga Office, Thrikkaruva
1A	Panchayath Govt. L. P. School, Prakulam (Main Building-North Portion)	14	Inchavila U. P. S., (Eastern Portion of Main Building)
2	Panchayath L. P. School, Prakulam (Western Building))	14A	Inchavila U. P. S., (Eastern Portion of Main Building)
2A	Panchayath L. P. School, Prakulam (Western Building))	15	Inchavila U. P. S., (Western Portion of Main Building)
3	N. S. S. Karayoga mandiram, Ashtamudi	15A	Inchavila U. P. S., (Western Portion of Main Building)
4	Aradhana Mathrubhoomi Study Circle Vayanasala hall, Ashtamudi	16	S. N. V. S. High School, Njarackal (Southern Portion of Main Building)
4A	Aradhana Mathrubhoomi Study Circle Vayanasala hall, Ashtamudi	16A	S. N. V. S. High School, Njarackal (Southern Portion of Main Building)
5	Govt. H. S., Ashtamudi	17	S. N. V. S. High School, Njarackal (Eastern Building)
6	Govt. H. S., Ashtamudi (Western Portion of Main Building)	17A	S. N. V. S. High School, Njarackal (Eastern Building)
6A	Govt. H. S., Ashtamudi (Western Portion of Main Building)	18	S. N. V. S. High School, Njarackal (Main Building North Portion)
7	Govt. L. P. School, Prakulam (Western Building)	19	Govt. L. P. School, Permon (Western Building)
7A	Govt. L. P. School, Prakulam (Western Building)	19A	Govt. L. P. School, Permon (Western Building)
8	N. S. S. H. S., Prakulam (Western Portion of main Building)	20	Govt. L. P. School, Permon (Eastern Building)
9	N. S. S. H. S., Prakulam (Eastern Portion of North side of the Main Building)	20A	Govt. L. P. School, Permon (Eastern Building)
10	N. S. S. H. S., Prakulam (Eastern Portion of Main Building)	21	U. P. School, Permon (Eastern Building South Part)
10A	N. S. S. H. S., Prakulam (Eastern Portion of Main Building)	21A	U. P. School, Permon (Eastern Building South Part)
11	N. S. S. H. S., Prakulam (Northern Building-Eastern Portion)	22	U. P. School, Permon (Northern Portion of East Building)
11A	N. S. S. H. S., Prakulam (Northern Building-Eastern Portion)	22A	U. P. School, Permon (Northern Portion of East Building)
12	Panchayath Office, Thrikkaruva	23	S. K. V. U. P. S., Chemmakkad (Middle Portion of Southern Building)
12A	Panchayath Office, Thrikkaruva	23A	S. K. V. U. P. S., Chemmakkad (Middle Portion of Southern Building)
13	Villaga Office, Thrikkaruva	24	S. K. V. U. P. S., Chemmakkad (Middle Portion of Eastern Building)

Contd....

Polling Station Level Election Results

Polling Station-wise Votes Secured by Overall Top Five Parties in Kollam Assembly in Assembly Election (AE) under Kollam Parliamentary Constituency in Kerala (2021)

Number of Polling Station	Winner - M Mukesh (CPI(M))	Runner-up - Adv. Bindhu Krishna (INC)	3rd - Sunil M (BJP)	4th - Remanan (BSP)	5th - Baby S (ADHRMPI)	NOTA	Other	Total Votes Secured
21	218	254	19	1	1	4	0	497
21A	193	239	77	2	3	4	0	518
22	213	212	71	1	2	3	0	502
22A	361	132	70	2	0	1	0	566
23	227	191	55	1	0	3	0	477
23A	174	233	92	1	0	1	0	501
24	241	196	35	0	2	1	0	475
24A	271	207	22	0	0	4	0	504
25	202	118	31	2	0	4	0	357
25A	193	164	57	0	1	3	0	418
26	335	362	91	2	1	6	0	797
27	169	215	76	0	0	3	0	463
27A	291	199	43	1	2	2	0	538
28	298	179	45	1	0	2	0	525
28A	290	213	38	0	0	3	0	544
29	194	195	43	0	0	2	0	434
29A	205	183	80	3	0	2	0	473
30	219	187	58	0	0	3	0	467
30A	254	258	69	1	0	3	0	585
31	153	168	92	1	0	0	0	414
31A	226	135	74	1	1	2	0	439
32	295	322	43	1	0	6	0	667
33	200	143	31	0	1	0	0	375
33A	228	157	49	0	0	0	0	434
34	209	167	27	1	1	1	0	406
34A	248	172	45	1	2	1	0	469
35	312	271	148	5	0	2	0	738
36	256	183	67	0	0	0	0	506
37	186	213	17	0	0	1	0	417
37A	221	283	10	0	1	1	0	516
38	239	196	31	2	2	1	0	471
38A	286	209	27	0	0	4	0	526
39	381	199	49	0	2	0	0	631
40	246	163	27	1	0	0	0	437
40A	275	170	29	2	0	2	0	478

Contd....

Polling Station Level Election Results

Winner, Runner-up and 3rd Party Position & Winning Margin According to Polling Stations in Kollam Assembly in Assembly Election (AE) under Kollam Parliamentary Constituency in Kerala (2021)

Polling Station Number	Winner Party	Winner Votes (%)	Runner-up Party	Runner-up Votes (%)	Winning Margin Votes (%)	Third Party	Third Party Votes (%)	Other Votes (%)
41	CPI(M)	217 (50.7)	INC	174 (40.65)	43 (10.05)	BJP	34 (7.94)	3 (0.7)
41A	CPI(M)	240 (48.48)	INC	200 (40.4)	40 (8.08)	BJP	53 (10.71)	2 (0.4)
42	INC	172 (46.87)	CPI(M)	133 (36.24)	39 (10.63)	BJP	59 (16.08)	3 (0.82)
42A	CPI(M)	212 (48.85)	INC	168 (38.71)	44 (10.14)	BJP	49 (11.29)	5 (1.15)
43	INC	233 (49.68)	CPI(M)	188 (40.09)	45 (9.59)	BJP	45 (9.59)	3 (0.64)
43A	INC	288 (54.14)	CPI(M)	197 (37.03)	91 (17.11)	BJP	42 (7.89)	5 (0.94)
44	INC	370 (54.9)	CPI(M)	235 (34.87)	135 (20.03)	BJP	66 (9.79)	3 (0.45)
45	INC	226 (44.58)	CPI(M)	221 (43.59)	5 (0.99)	BJP	54 (10.65)	6 (1.18)
46	INC	241 (48.98)	CPI(M)	169 (34.35)	72 (14.63)	BJP	71 (14.43)	11 (2.24)
46A	INC	210 (44.68)	CPI(M)	201 (42.77)	9 (1.91)	BJP	56 (11.91)	3 (0.64)
47	CPI(M)	306 (57.52)	INC	196 (36.84)	110 (20.68)	BJP	24 (4.51)	6 (1.13)
47A	CPI(M)	283 (52.12)	INC	207 (38.12)	76 (14)	BJP	47 (8.66)	6 (1.1)
48	INC	199 (46.71)	CPI(M)	191 (44.84)	8 (1.87)	BJP	33 (7.75)	3 (0.7)
48A	CPI(M)	259 (53.18)	INC	187 (38.4)	72 (14.78)	BJP	37 (7.6)	4 (0.82)
49	INC	223 (45.6)	CPI(M)	188 (38.45)	35 (7.15)	BJP	73 (14.93)	5 (1.02)
49A	CPI(M)	288 (51.99)	INC	187 (33.75)	101 (18.24)	BJP	78 (14.08)	1 (0.18)
50	INC	228 (44.71)	CPI(M)	157 (30.78)	71 (13.93)	BJP	120 (23.53)	5 (0.98)
50A	INC	227 (42.04)	CPI(M)	198 (36.67)	29 (5.37)	BJP	104 (19.26)	11 (2.04)
51	INC	178 (50)	CPI(M)	155 (43.54)	23 (6.46)	BJP	23 (6.46)	0 (0)
52	INC	194 (45.12)	CPI(M)	193 (44.88)	1 (0.24)	BJP	41 (9.53)	2 (0.47)
52A	CPI(M)	210 (44.78)	INC	166 (35.39)	44 (9.39)	BJP	89 (18.98)	4 (0.85)
53	INC	272 (47.72)	CPI(M)	229 (40.18)	43 (7.54)	BJP	65 (11.4)	4 (0.7)
54	INC	246 (61.04)	CPI(M)	139 (34.49)	107 (26.55)	BJP	16 (3.97)	2 (0.5)
54A	CPI(M)	219 (48.99)	INC	194 (43.4)	25 (5.59)	BJP	34 (7.61)	0 (0)
55	CPI(M)	236 (48.66)	INC	206 (42.47)	30 (6.19)	BJP	41 (8.45)	2 (0.41)
55A	INC	250 (48.54)	CPI(M)	233 (45.24)	17 (3.3)	BJP	29 (5.63)	3 (0.58)
56	INC	264 (52.91)	CPI(M)	176 (35.27)	88 (17.64)	BJP	56 (11.22)	3 (0.6)
56A	CPI(M)	239 (45.01)	INC	219 (41.24)	20 (3.77)	BJP	71 (13.37)	2 (0.38)
57	INC	212 (47.01)	CPI(M)	184 (40.8)	28 (6.21)	BJP	51 (11.31)	4 (0.89)
57A	CPI(M)	203 (45.52)	INC	185 (41.48)	18 (4.04)	BJP	53 (11.88)	5 (1.12)
58	INC	406 (53.56)	CPI(M)	303 (39.97)	103 (13.59)	BJP	37 (4.88)	12 (1.58)
59	INC	181 (48.01)	CPI(M)	168 (44.56)	13 (3.45)	BJP	25 (6.63)	3 (0.8)
59A	CPI(M)	210 (50.85)	INC	171 (41.4)	39 (9.45)	BJP	29 (7.02)	3 (0.73)
60	INC	239 (48.78)	CPI(M)	179 (36.53)	60 (12.25)	BJP	68 (13.88)	4 (0.82)
60A	INC	240 (46.42)	CPI(M)	216 (41.78)	24 (4.64)	BJP	57 (11.03)	4 (0.77)

Contd....

DISCLAIMER

The Terms of Use and Disclaimer of Datanet India Private Limited (hereinafter referred to as "Datanet") for use of this analysis report of **Kollam Assembly Constituency (Kollam Vidhan Sabha)** :-

1. **Assembly Factbook™** is a Registered Trade Mark owned by Datanet.
2. All the maps are sketched and graphical representation only and have not been drawn to the scale and also not to represent the actual geographical area or boundary of the unit.
3. The data for the aforesaid analysis is based on authentic sources and has been culled from the various publications of Census, CSO and NSSO for district and block level data, various central and state government departments, Central & State Elections Commissions and the concerned Returning Officers' releases, Electoral Rolls, Election results and allied publications, internal assessment, surveys, estimates and analysis. Therefore, certain adjustment of data at micro level may have been done to arrive closer to the macro data.
4. Data have been provided on an "As Is" and "As AVAILABLE" basis
5. The colours shown in the maps or diagram and charts of a particular party, alliance or AC are indicative and do not represent them.
6. This publication which includes maps, sheets, graphs and data would be the property under copyright of Datanet only. The user may use these for its internal study, analysis and research purposes. It's public display, re-selling or any commercial uses by the user are not allowed.
7. Datanet has taken due care and caution in compilation and processing of data and allied information, but does not guarantee the accuracy, adequacy or completeness of any information/analysis and will be not responsible for any errors or omissions or for the results obtained from the use of such information/analysis.
8. All the contents for the publication have been culled from various authentic sources and Datanet reasonably believes such sources to be reliable, but does not make any representations, express or implied as to the accuracy or fitness of use of such information. The information or contents of the information/analysis do not constitute advice and should not be relied upon in making (or refraining from making) any decision. Any reliance placed upon the information provided by Datanet is the sole responsibility and strictly at the user's risk.
9. In no event will Datanet be liable for any damages (including, without limitation, damages for loss of business projects, or loss of profits) arising in contract, tort or otherwise from the use of or inability to use any of its contents, or from any action taken (or refrained from being taken) as a result of using the analysis or any of its contents. Datanet its directors, owners, editors, officials, employees, distributor and agents or any associate will not be liable for any errors in the information contained or any consequences arising from the use of the contents of the provided information/analysis.
10. If any provision of these terms and conditions is held invalid or illegal or unenforceable for any reason by any court of competent jurisdiction, such provision shall be severed and the remainder of provisions of the terms and conditions shall continue in full force and effect as if the Term of Use had been executed with the invalid, illegal or unenforceable provision eliminated.
11. If there are any discrepancies in the information provided, please bring it to attention of Datanet for suitable rectification measures.

**Buy Online This Complete Book At
Datanet India eBooks Store**

www.indiastatpublications.com

or go directly at

[http://www.indiastatpublications.com/
Assembly_factbook/Kerala/Kollam/](http://www.indiastatpublications.com/Assembly_factbook/Kerala/Kollam/) Kollam

  **india**stat**elections**

