



Kerala

Assembly Factbook™

Beypore Assembly Constituency

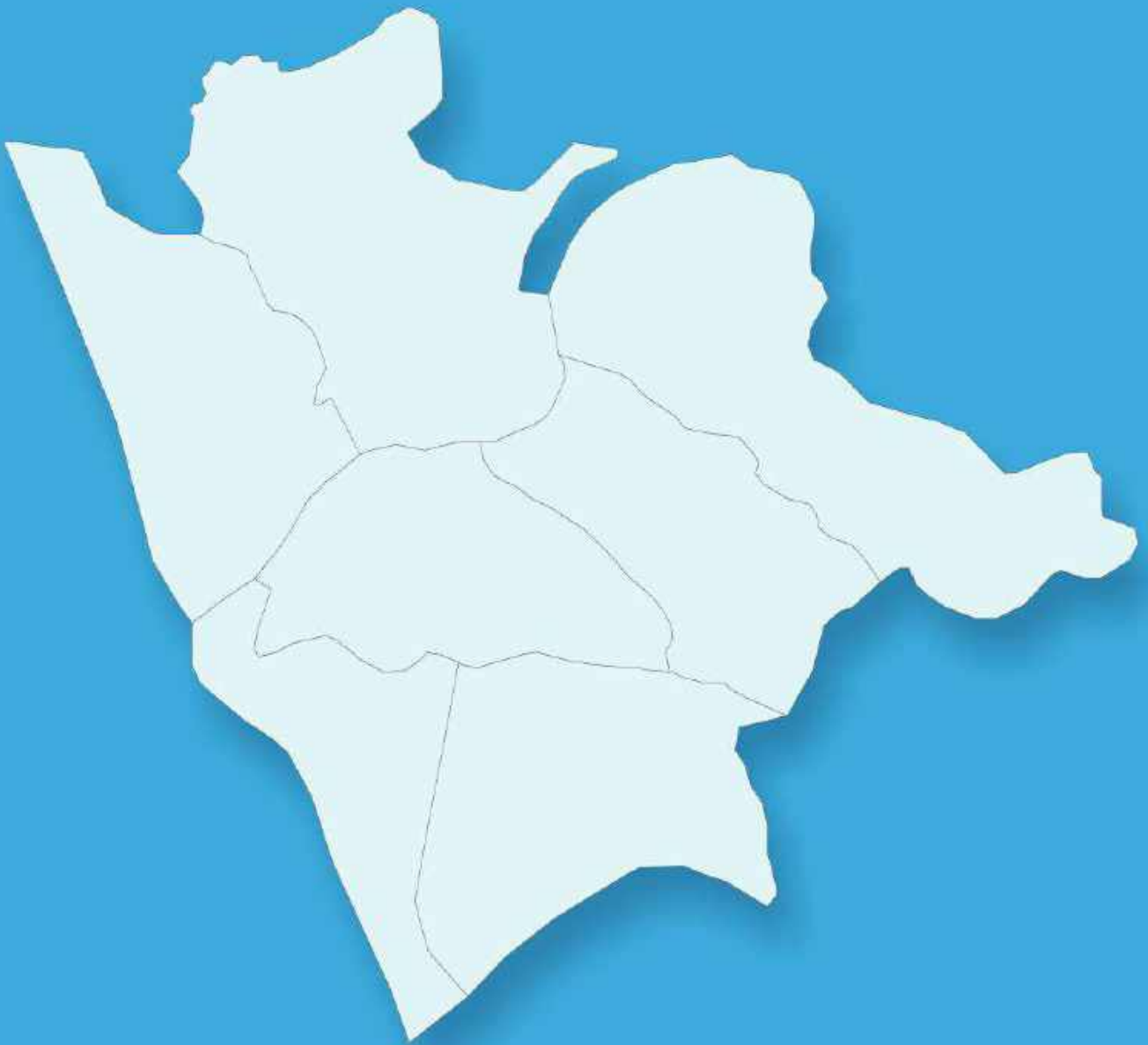


Key Electoral Data of Beypore
Assembly Constituency (Vidhan Sabha)

Kerala

Assembly Factbook™

Beypore Assembly Constituency



Beypore Vidhan Sabha

Editor & Director

Dr. R.K. Thukral

Research Editor

Dr. Shafeeq Rahman

Compiled, Researched and Published by Datanet India Pvt. Ltd.

D-100, 1st Floor,

Okhla Industrial Area, Phase-I,
New Delhi- 110020.

Ph.: 91-11- 43580781-84

Email : support@indiastatpublications.com

Website : www.indiastatelections.com

Online Book Store :

www.indiastatpublications.com

Report No. : AFB/KR-029-0125

ISBN : 978-93-5313-524-9

First Edition : January, 2018

Eighth Updated Edition : January, 2025

Price : Rs.11500/-

US\$ 310

© Datanet India Pvt. Ltd.

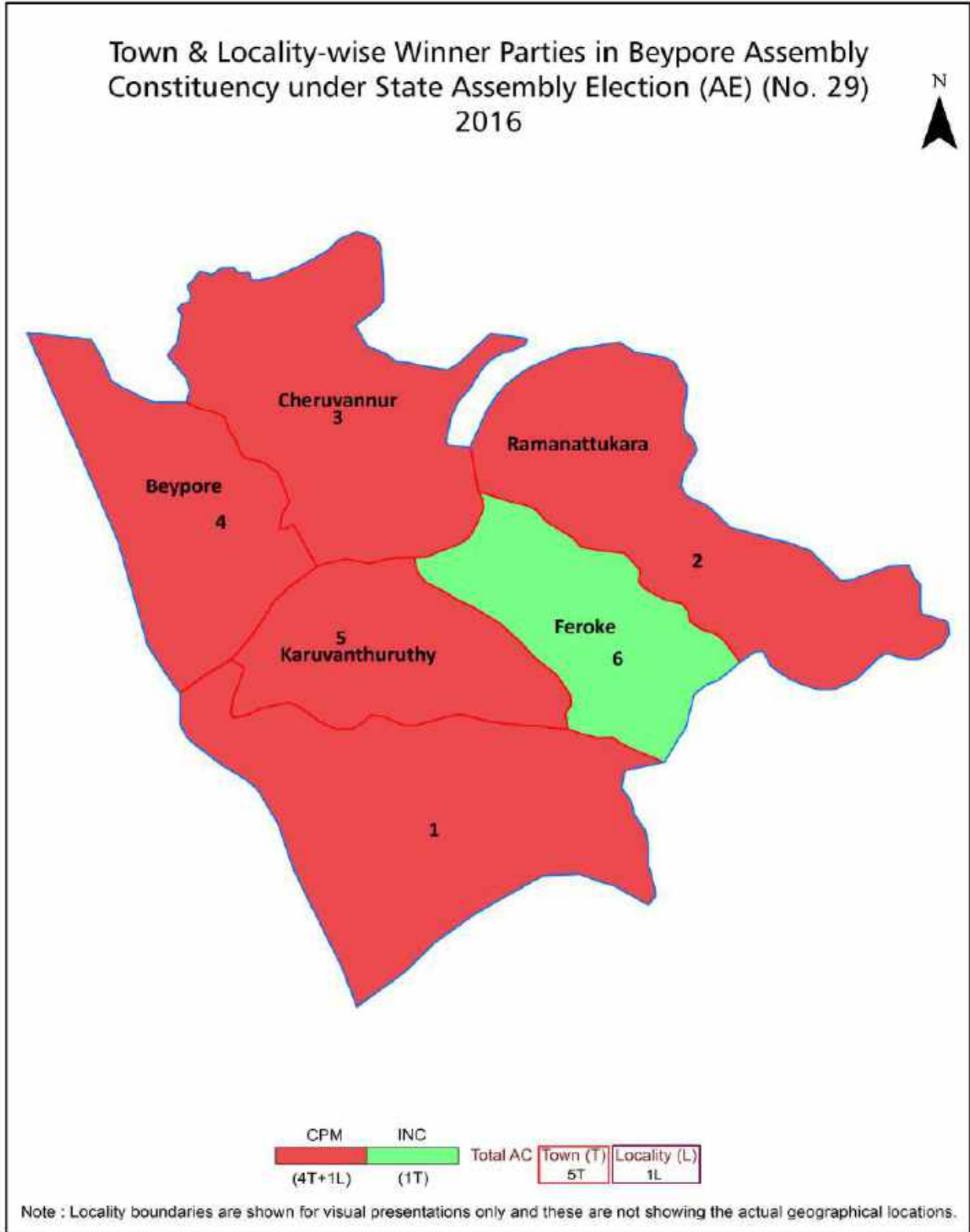
All rights reserved. No part of this book may be reproduced, stored in a retrieval system or transmitted in any form or by any means, mechanical photocopying, photographing, scanning, recording or otherwise without the prior written permission of the publisher. Please refer to Disclaimer at page no. 192 for the use of this publication.

Printed in India

Contents

No.	Particulars	Page No.
	Introduction	
1	Assembly Constituency - (Vidhan Sabha) at a Glance Features of Assembly as per Delimitation Commission of India (2008)	1-2
	Location and Political Maps	
2	Location Map Boundaries of Assembly Constituency - (Vidhan Sabha in District Boundaries of Assembly Constituency under Parliamentary Constituency - (Lok Sabha) Town & Locality-wise Winner Parties- 2024, 2021, 2019, 2016, 2014, 2011 and 2009	3-10
	Administrative Setup (2011)	
3	District Sub-district Towns Villages Inhabited Villages Uninhabited Villages Village Panchayat Intermediate Panchayat	11
	Demographics (2011)	
4	Population Households Rural/Urban Population Towns by Population Size Sex Ratio (Total & 0-6 Years) Religious Population Social Population Literacy Rate	12-13
	Electoral Features	
5	Important Dates of Last Elections Held Electors by Gender Service Electors Voters Voters Turnout Polling Stations & Average Number of Electors per Polling Station Electors by Age Group Present Elected Representatives	14-25
	Historical Summary Election Results	
6	Vote Share of Major Parties Winning Margin (Number & Percentage Polarity of Parties Summary Result of Assembly Segment of Parliamentary Elections 2024, 2019, 2014, 2009, 2004 and 1999 Summary Result of Assembly Elections 2021, 2016, 2011, 2006, 2001, 1996, 1991, 1987, 1982, 1980, 1977, 1970, 1967 and 1965	26-48
	Polling Station Level Election Results	
7	Name and Number of Polling Station 2024, 2021, 2019, 2016, 2014, 2011 and 2009 Polling Station-wise Electors, Voters & Voters Turnout 2024, 2021, 2019, 2016, 2014, 2011 and 2009 Polling Station wise Elections Results 2024, 2021, 2019, 2016, 2014, 2011 and 2009	49-186
	Share of Assembly Constituency	
8	Share of Assembly Constituency - (Vidhan Sabha) in State, District and Parliamentary Constituency - (Lok Sabha)	187
9	Abbreviation & Sources	190
10	Disclaimer	192

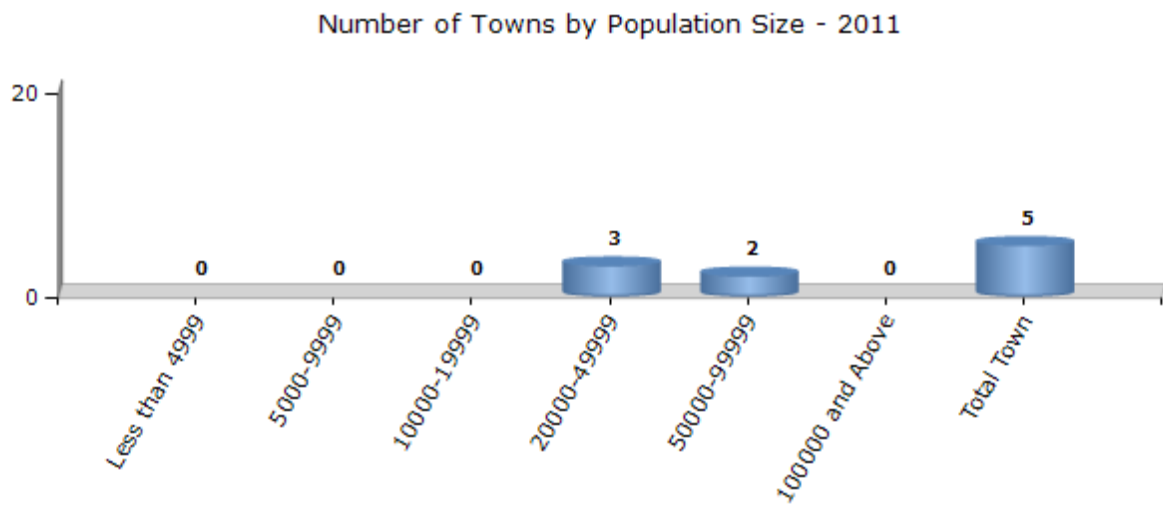
Location & Political Map



Demographics

Number of Towns by Population Size - 2011

Less than 4999	5000-9999	10000-19999	20000-49999	50000-99999	100000 and Above	Total Town
0	0	0	3	2	0	5



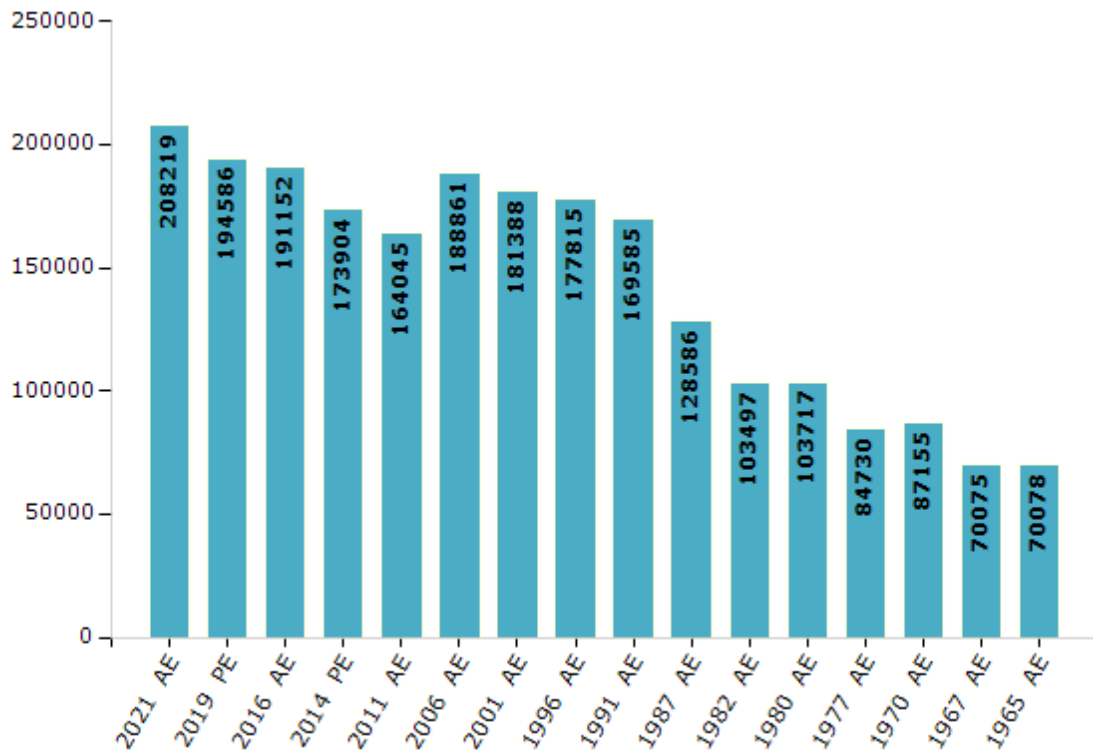
Electoral Features

Electors by Male & Female

Year	Male	Female	Others	Total
2021 AE	101821	106390	8	208219
2019 PE	95320	99263	3	194586
2016 AE	92590	98562	0	191152
2014 PE	84334	89570	0	173904
2011 AE	79330	84715	0	164045
2009 PE	-	-	-	-
2006 AE	91994	96867	-	188861
2004 PE	-	-	-	-
2001 AE	88639	92749	-	181388
1999 PE	-	-	-	-
1996 AE	86378	91437	-	177815

Year	Male	Female	Others	Total
1991 AE	83116	86469	-	169585
1987 AE	63136	65450	-	128586
1982 AE	52719	50778	-	103497
1980 AE	51704	52013	-	103717
1977 AE	42452	42278	-	84730
1970 AE	44263	42892	-	87155
1967 AE	-	-	-	70075
1965 AE	-	-	-	70078
1960 AE	-	-	-	-
1957 AE	-	-	-	-

Number of Electors



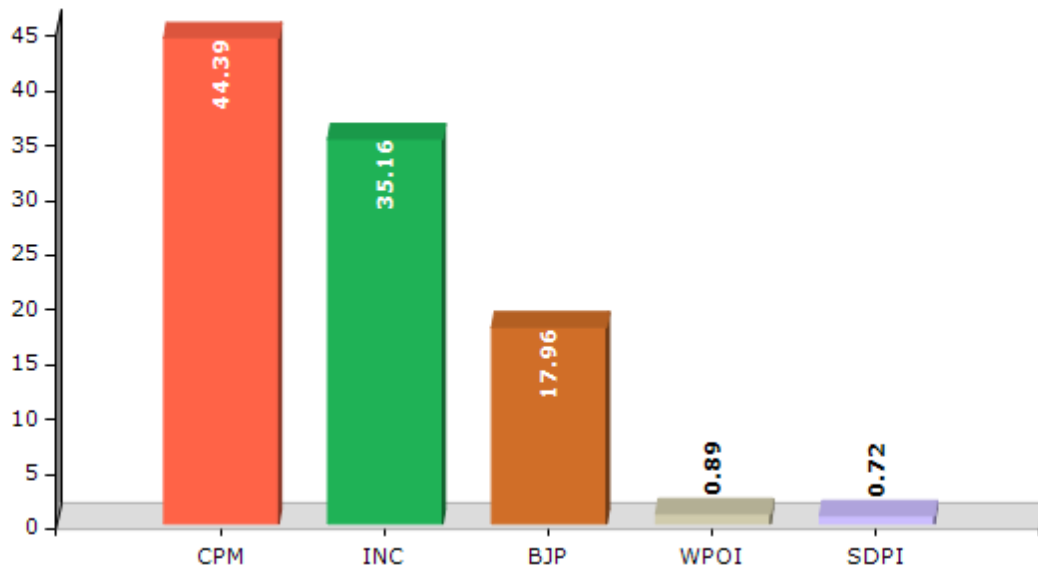
Note : AE : Assembly Election, PE : Assembly Segment of Parliamentary Election

Historical Summary Election Results

Summary Result of Assembly Election - 2016

Candidate Name	Party	Votes	Votes %
Mammed Koya V K C	CPM	69114	44.39
Adam Mulsi M P	INC	54751	35.16
Prakasan	BJP	27958	17.96
P.C Muhammedkutty	WPOI	1387	0.89
Muhammed Musthafa P.P	SDPI	1126	0.72
V K Muhammed Koya	IND	355	0.23
Adam Malique E	IND	199	0.13
Adam	IND	109	0.07
Ajeesh Kumar Erakkathil	IND	105	0.07
	NOTA	605	0.39

Votes Percentage of Top Parties - 2016



Polling Station Level Election Results

Number and Name of Polling Stations (PS) (2021)

Number of Polling Stations	Name of Polling Stations	Number of Polling Stations	Name of Polling Stations
1	Jinarajdas Aided LPS Naduvattam (South Side of Main Building)	11A	Al Madrasathul Salafiya Samsam Nursury and U.P.S. Arakkinar (Right Wing)
1A	Jinarajdas Aided LPS Naduvattam (South Side of Main Building)	12	Wisdom Public School, Mathottam
2	Jinarajdas Aided LPS Naduvattam (Main Building of Center Side)	12A	Wisdom Public School, Mathottam
2A	Jinarajdas Aided LPS Naduvattam (Main Building of Center Side)	13	Salafi English Medium Public School, Mathottam (Middle Side of the Building)
3	Jinarajdas Aided LPS Naduvattam (North Side of Main Building)	13A	Salafi English Medium Public School, Mathottam (Middle Side of the Building)
3A	Jinarajdas Aided LPS Naduvattam (North Side of Main Building)	14	Naduvattam ALPS, Arakkinar (Mathottam) (Back Side of the Main Building)
4	Naduvattam Aided L.P.S Arakkinar (Main Building)	14A	Naduvattam ALPS, Arakkinar (Mathottam) (Back Side of the Main Building)
4A	Naduvattam Aided L.P.S Arakkinar (Main Building)	15	Salafi English Medium Public School, Mathottam (North Side)
5	Naduvattom Aided L .P .S Arakkinar (North Side of Main Building)	15A	Salafi English Medium Public School, Mathottam (North Side)
5A	Naduvattom Aided L .P .S Arakkinar (North Side of Main Building)	16	Govindavilasam Aided L.P.S Arakkinar (South West Side Main Building)
6	Salafi English Medium Public School, Mathottam (South Side)	16A	Govindavilasam Aided L.P.S Arakkinar (South West Side Main Building)
6A	Salafi English Medium Public School, Mathottam (South Side)	17	Kerala State Dairy Development Department Training Center (East Side of Main Building)
7	Govt. Fisheries LPS Naduvattam (Right Side)	17A	Kerala State Dairy Development Department Training Center (East Side of Main Building)
7A	Govt. Fisheries LPS Naduvattam (Right Side)	18	Kerala State Dairy Development Department Training Center (West Side Building)
8	Govt. Fisheries LPS Naduvattam (Left Side)	18A	Kerala State Dairy Development Department Training Center (West Side Building)
8A	Govt. Fisheries LPS Naduvattam (Left Side)	19	Thattadathkavu AMLPS Naduvattom (Left Side of Southern Side of Main Building)
9	Nasarathul Islam Secondary Madrassa Arakinar	19A	Thattadathkavu AMLPS Naduvattom (Left Side of Southern Side of Main Building)
9A	Nasarathul Islam Secondary Madrassa Arakinar	20	Parappuram Sree Krishna Vidhyalayam, Parappuram (Eastern Side)
10	Al Madrasathul Salafiya Samsam Nursury and U.P.S. Arakkinar (Right Wing)	20A	Parappuram Sree Krishna Vidhyalayam, Parappuram (Eastern Side)
10A	Al Madrasathul Salafiya Samsam Nursury and U.P.S. Arakkinar (Right Wing)	21	Parappuram Sree Krishna Vidhyalayam, Parappuram
11	Al Madrasathul Salafiya Samsam Nursury and U.P.S. Arakkinar (Right Wing)	21A	Parappuram Sree Krishna Vidhyalayam, Parappuram

Contd....

Polling Station Level Election Results

Polling Station-wise Votes Secured by Overall Top Five Parties in Beypore Assembly in Assembly Election (AE) under Kozhikode Parliamentary Constituency in Kerala (2021)

Number of Polling Station	Winner - Adv. P. A Mohamed Riyas (CPI(M))	Runner-up - Adv. P. M Niyas (INC)	3rd - Adv. Prakashbabu (BJP)	4th - Jamal Chaliyam (SDPI)	5th - Abdul Gafoor K. K (BSP)	NOTA	Other	Total Votes Secured
18A	371	141	80	3	0	1	0	596
19	336	116	45	6	0	2	1	506
19A	366	142	48	1	0	0	3	560
20	218	82	103	0	2	0	1	406
20A	264	93	155	0	1	3	1	517
21	264	124	156	2	0	2	1	549
21A	327	150	128	0	1	3	2	611
22	266	100	72	2	0	2	2	444
22A	272	107	95	0	3	3	1	481
23	379	110	136	0	2	4	0	631
24	258	146	114	4	0	1	0	523
24A	291	132	79	1	0	2	1	506
25	191	52	175	1	0	0	1	420
25A	250	46	130	1	0	1	5	433
26	330	60	146	3	1	1	0	541
26A	359	62	155	4	3	1	2	586
27	312	70	208	1	1	1	2	595
27A	427	74	138	1	1	3	0	644
28	259	123	178	6	1	1	2	570
28A	319	115	188	4	0	4	0	630
29	265	78	112	2	1	1	1	460
29A	252	76	120	1	4	1	0	454
30	193	62	241	1	0	2	1	500
30A	235	47	256	0	1	7	1	547
31	278	68	200	1	2	0	1	550
31A	266	69	245	1	0	0	3	584
32	267	78	146	2	0	1	1	495
32A	344	89	124	2	1	3	0	563
33	242	120	116	3	0	1	1	483
33A	412	138	92	3	0	5	3	653
34	188	96	166	0	0	3	2	455
34A	210	92	193	2	0	3	4	504
35	269	70	189	1	0	0	2	531
35A	310	91	180	0	0	1	1	583
36	359	111	311	2	1	3	0	787

Contd....

Polling Station Level Election Results

Winner, Runner-up and 3rd Party Position & Winning Margin According to Polling Stations in Beypore Assembly in Assembly Election (AE) under Kozhikode Parliamentary Constituency in Kerala (2021)

Polling Station Number	Winner Party	Winner Votes (%)	Runner-up Party	Runner-up Votes (%)	Winning Margin Votes (%)	Third Party	Third Party Votes (%)	Other Votes (%)
37	CPI(M)	195 (39.47)	INC	154 (31.17)	41 (8.3)	BJP	134 (27.13)	11 (2.23)
37A	INC	216 (45.38)	CPI(M)	160 (33.61)	56 (11.77)	BJP	93 (19.54)	7 (1.47)
38	BJP	359 (63.77)	CPI(M)	171 (30.37)	188 (33.4)	INC	22 (3.91)	11 (1.95)
38A	BJP	249 (43.92)	CPI(M)	217 (38.27)	32 (5.65)	INC	83 (14.64)	18 (3.17)
39	INC	212 (41.73)	CPI(M)	144 (28.35)	68 (13.38)	BJP	139 (27.36)	13 (2.56)
39A	INC	247 (49.5)	CPI(M)	211 (42.28)	36 (7.22)	BJP	34 (6.81)	7 (1.4)
40	BJP	302 (58.08)	INC	120 (23.08)	182 (35)	CPI(M)	88 (16.92)	10 (1.92)
40A	INC	287 (52.18)	CPI(M)	172 (31.27)	115 (20.91)	BJP	46 (8.36)	45 (8.18)
41	INC	227 (45.86)	CPI(M)	205 (41.41)	22 (4.45)	BJP	56 (11.31)	7 (1.41)
41A	CPI(M)	265 (51.96)	INC	157 (30.78)	108 (21.18)	BJP	77 (15.1)	11 (2.16)
42	CPI(M)	132 (37.82)	INC	106 (30.37)	26 (7.45)	BJP	101 (28.94)	10 (2.87)
42A	CPI(M)	150 (38.36)	INC	143 (36.57)	7 (1.79)	BJP	92 (23.53)	6 (1.53)
43	CPI(M)	332 (67.76)	INC	122 (24.9)	210 (42.86)	BJP	21 (4.29)	15 (3.06)
43A	CPI(M)	352 (63.54)	INC	162 (29.24)	190 (34.3)	BJP	33 (5.96)	7 (1.26)
44	CPI(M)	210 (57.69)	INC	137 (37.64)	73 (20.05)	BJP	13 (3.57)	4 (1.1)
44A	CPI(M)	241 (58.35)	INC	132 (31.96)	109 (26.39)	BJP	37 (8.96)	3 (0.73)
45	CPI(M)	273 (50.28)	INC	210 (38.67)	63 (11.61)	BJP	52 (9.58)	8 (1.47)
45A	CPI(M)	314 (53.31)	INC	202 (34.3)	112 (19.01)	BJP	64 (10.87)	9 (1.53)
46	CPI(M)	368 (48.87)	INC	284 (37.72)	84 (11.15)	BJP	91 (12.08)	10 (1.33)
47	CPI(M)	288 (47.6)	INC	257 (42.48)	31 (5.12)	BJP	49 (8.1)	11 (1.82)
48	CPI(M)	318 (61.15)	INC	176 (33.85)	142 (27.3)	BJP	23 (4.42)	3 (0.58)
48A	CPI(M)	252 (44.37)	INC	176 (30.99)	76 (13.38)	BJP	134 (23.59)	6 (1.06)
49	CPI(M)	264 (53.66)	INC	159 (32.32)	105 (21.34)	BJP	65 (13.21)	4 (0.81)
49A	CPI(M)	304 (53.62)	INC	157 (27.69)	147 (25.93)	BJP	100 (17.64)	6 (1.06)
50	CPI(M)	267 (52.05)	INC	183 (35.67)	84 (16.38)	BJP	57 (11.11)	6 (1.17)
50A	CPI(M)	290 (55.13)	INC	188 (35.74)	102 (19.39)	BJP	38 (7.22)	10 (1.9)
51	CPI(M)	214 (47.45)	INC	198 (43.9)	16 (3.55)	BJP	32 (7.1)	7 (1.55)
51A	CPI(M)	343 (67.12)	INC	140 (27.4)	203 (39.72)	BJP	24 (4.7)	4 (0.78)
52	CPI(M)	257 (50.1)	INC	241 (46.98)	16 (3.12)	BJP	9 (1.75)	6 (1.17)
52A	CPI(M)	252 (49.12)	INC	212 (41.33)	40 (7.79)	BJP	35 (6.82)	14 (2.73)
53	INC	229 (51.81)	CPI(M)	200 (45.25)	29 (6.56)	BJP	6 (1.36)	7 (1.58)
53A	CPI(M)	238 (51.52)	INC	201 (43.51)	37 (8.01)	BJP	13 (2.81)	10 (2.16)
54	CPI(M)	299 (50.94)	INC	278 (47.36)	21 (3.58)	BJP	4 (0.68)	6 (1.02)
54A	CPI(M)	309 (51.33)	INC	272 (45.18)	37 (6.15)	BJP	16 (2.66)	5 (0.83)
55	CPI(M)	250 (60.83)	INC	141 (34.31)	109 (26.52)	BJP	13 (3.16)	7 (1.7)

Contd....

DISCLAIMER

The Terms of Use and Disclaimer of Datanet India Private Limited (hereinafter referred to as "Datanet") for use of this analysis report of **Beypore Assembly Constituency (Beypore Vidhan Sabha)** :-

1. **Assembly Factbook™** is a Registered Trade Mark owned by Datanet.
2. All the maps are sketched and graphical representation only and have not been drawn to the scale and also not to represent the actual geographical area or boundary of the unit.
3. The data for the aforesaid analysis is based on authentic sources and has been culled from the various publications of Census, CSO and NSSO for district and block level data, various central and state government departments, Central & State Elections Commissions and the concerned Returning Officers' releases, Electoral Rolls, Election results and allied publications, internal assessment, surveys, estimates and analysis. Therefore, certain adjustment of data at micro level may have been done to arrive closer to the macro data.
4. Data have been provided on an "As Is" and "As AVAILABLE" basis
5. The colours shown in the maps or diagram and charts of a particular party, alliance or AC are indicative and do not represent them.
6. This publication which includes maps, sheets, graphs and data would be the property under copyright of Datanet only. The user may use these for its internal study, analysis and research purposes. It's public display, re-selling or any commercial uses by the user are not allowed.
7. Datanet has taken due care and caution in compilation and processing of data and allied information, but does not guarantee the accuracy, adequacy or completeness of any information/analysis and will be not responsible for any errors or omissions or for the results obtained from the use of such information/analysis.
8. All the contents for the publication have been culled from various authentic sources and Datanet reasonably believes such sources to be reliable, but does not make any representations, express or implied as to the accuracy or fitness of use of such information. The information or contents of the information/analysis do not constitute advice and should not be relied upon in making (or refraining from making) any decision. Any reliance placed upon the information provided by Datanet is the sole responsibility and strictly at the user's risk.
9. In no event will Datanet be liable for any damages (including, without limitation, damages for loss of business projects, or loss of profits) arising in contract, tort or otherwise from the use of or inability to use any of its contents, or from any action taken (or refrained from being taken) as a result of using the analysis or any of its contents. Datanet its directors, owners, editors, officials, employees, distributor and agents or any associate will not be liable for any errors in the information contained or any consequences arising from the use of the contents of the provided information/analysis.
10. If any provision of these terms and conditions is held invalid or illegal or unenforceable for any reason by any court of competent jurisdiction, such provision shall be severed and the remainder of provisions of the terms and conditions shall continue in full force and effect as if the Term of Use had been executed with the invalid, illegal or unenforceable provision eliminated.
11. If there are any discrepancies in the information provided, please bring it to attention of Datanet for suitable rectification measures.

**Buy Online This Complete Book At
Datanet India eBooks Store**

www.indiastatpublications.com

or go directly at

[http://www.indiastatpublications.com/
Assembly_factbook/Kerala/Kozhikode/Beypore](http://www.indiastatpublications.com/Assembly_factbook/Kerala/Kozhikode/Beypore)

 **indiastat**elections

ISBN : 978-93-5313-524-9



9 789353 135249