



Kerala

Assembly Factbook™

Kozhikode North Assembly Constituency



Key Electoral Data of Kozhikode North
Assembly Constituency (Vidhan Sabha)

Kerala

Assembly Factbook™

Kozhikode North Assembly Constituency



Kozhikode North Vidhan Sabha

Editor & Director

Dr. R.K. Thukral

Research Editor

Dr. Shafeeq Rahman

Compiled, Researched and Published by Datanet India Pvt. Ltd.

D-100, 1st Floor,

Okhla Industrial Area, Phase-I,
New Delhi- 110020.

Ph.: 91-11- 43580781-84

Email : support@indiastatpublications.com

Website : www.indiastatelections.com

Online Book Store :

www.indiastatpublications.com

Report No. : AFB/KR-027-0125

ISBN : 978-93-5313-565-2

First Edition : January, 2018

Eighth Updated Edition : January, 2025

Price : Rs.11500/-

US\$ 310

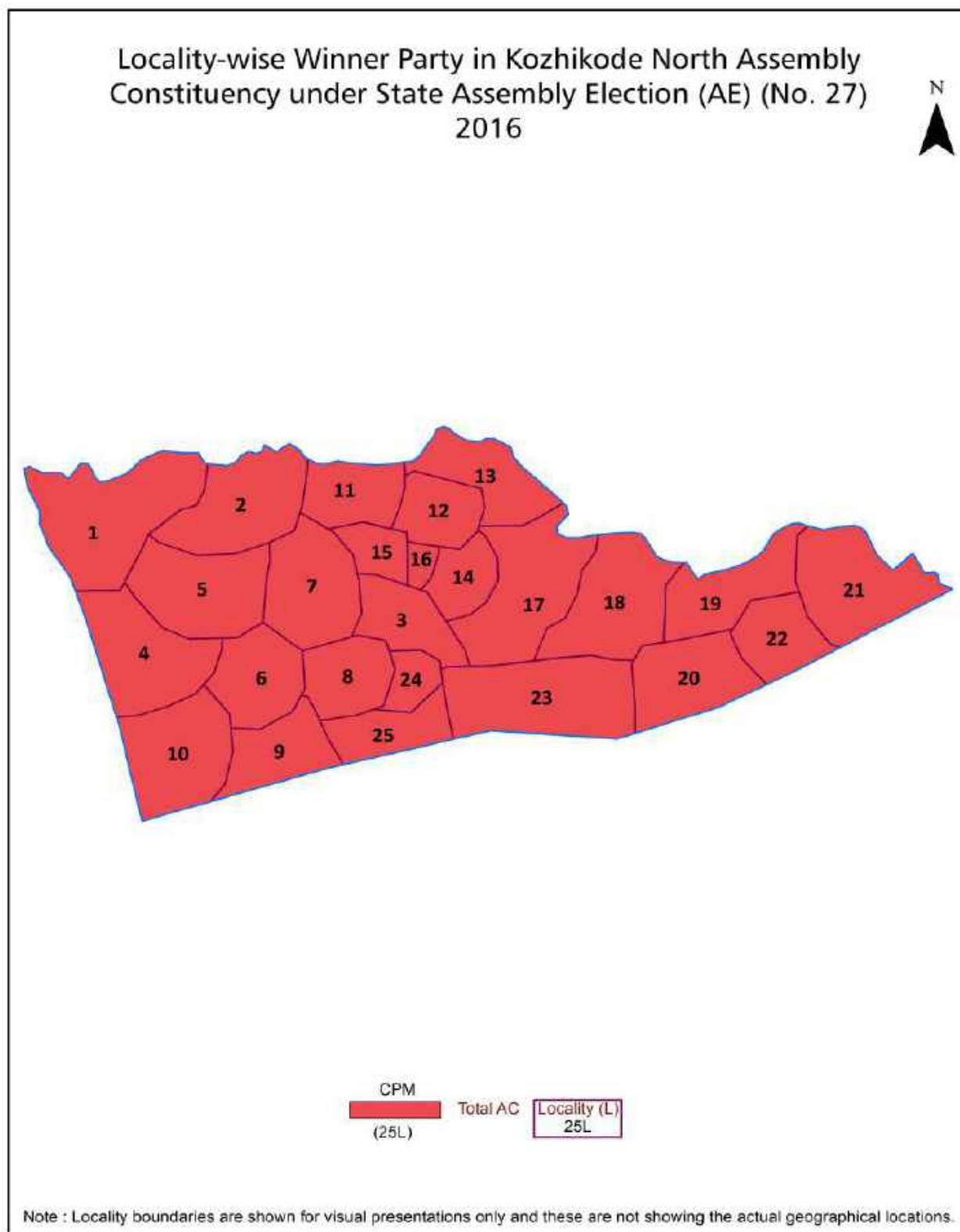
© Datanet India Pvt. Ltd.

All rights reserved. No part of this book may be reproduced, stored in a retrieval system or transmitted in any form or by any means, mechanical photocopying, photographing, scanning, recording or otherwise without the prior written permission of the publisher. Please refer to Disclaimer at page no. 175 for the use of this publication.

Printed in India

No.	Particulars	Page No.
	Introduction	
1	Assembly Constituency - (Vidhan Sabha) at a Glance Features of Assembly as per Delimitation Commission of India (2008)	1-2
	Location and Political Maps	
2	Location Map Boundaries of Assembly Constituency - (Vidhan Sabha in District Boundaries of Assembly Constituency under Parliamentary Constituency - (Lok Sabha) Locality-wise Winner Parties- 2024, 2021, 2019, 2016, 2014, 2011 and 2009	3-10
	Administrative Setup (2011)	
3	District Sub-district Towns Villages Inhabited Villages Uninhabited Villages Village Panchayat Intermediate Panchayat	11
	Demographics (2011)	
4	Population Households Rural/Urban Population Sex Ratio (Total & 0-6 Years) Religious Population Social Population Literacy Rate	12
	Electoral Features	
5	Important Dates of Last Elections Held Electors by Gender Service Electors Voters Voters Turnout Polling Stations & Average Number of Electors per Polling Station Electors by Age Group Present Elected Representatives	13-24
	Historical Summary Election Results	
6	Vote Share of Major Parties Winning Margin (Number & Percentage Polarity of Parties Summary Result of Assembly Segment of Parliamentary Elections 2024, 2019, 2014 and 2009 Summary Result of Assembly Elections 2021, 2016 and 2011	25-34
	Polling Station Level Election Results	
7	Name and Number of Polling Station 2024, 2021, 2019, 2016, 2014, 2011 and 2009 Polling Station-wise Electors, Voters & Voters Turnout 2024, 2021, 2019, 2016, 2014, 2011 and 2009 Polling Station wise Elections Results 2024, 2021, 2019, 2016, 2014, 2011 and 2009	35-169
	Share of Assembly Constituency	
8	Share of Assembly Constituency - (Vidhan Sabha) in State, District and Parliamentary Constituency - (Lok Sabha)	170
9	Abbreviation & Sources	173
10	Disclaimer	175

Location & Political Map



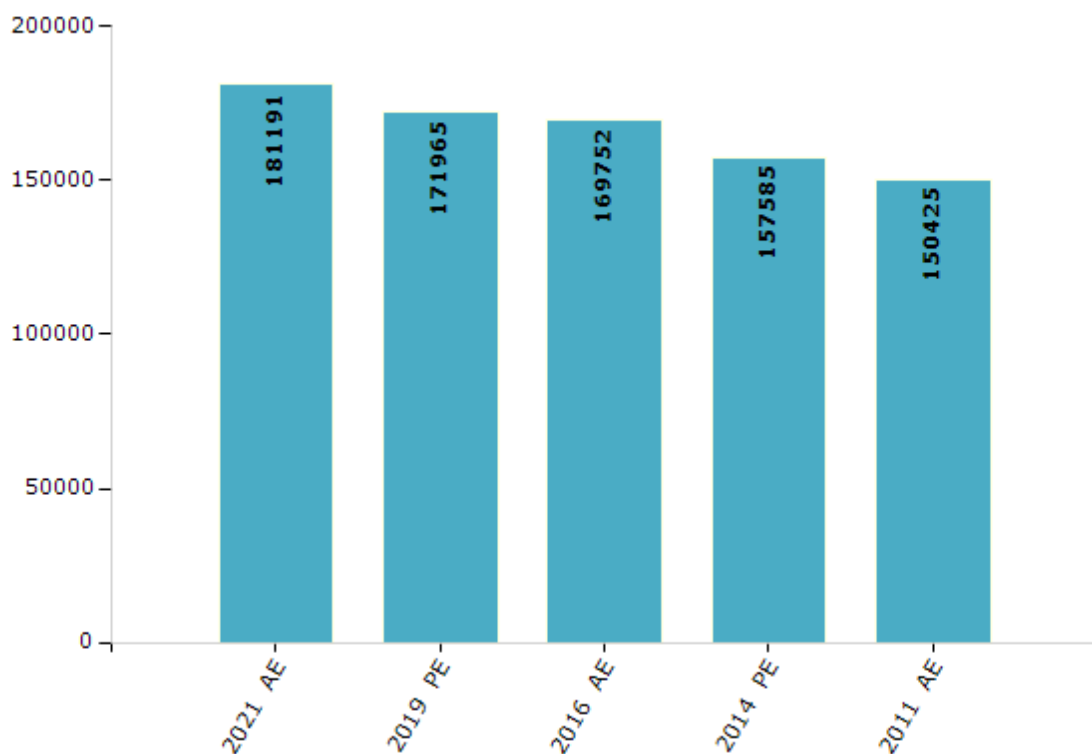
Electoral Features

Electors by Male & Female

Year	Male	Female	Others	Total
2021 AE	85539	95646	6	181191
2019 PE	81546	90414	5	171965
2016 AE	80363	89389	0	169752
2014 PE	74966	82619	0	157585
2011 AE	71473	78952	0	150425
2009 PE	-	-	-	-
2006 AE	-	-	-	-
2004 PE	-	-	-	-
2001 AE	-	-	-	-
1999 PE	-	-	-	-
1996 AE	-	-	-	-

Year	Male	Female	Others	Total
1991 AE	-	-	-	-
1987 AE	-	-	-	-
1982 AE	-	-	-	-
1980 AE	-	-	-	-
1977 AE	-	-	-	-
1970 AE	-	-	-	-
1967 AE	-	-	-	-
1965 AE	-	-	-	-
1960 AE	-	-	-	-
1957 AE	-	-	-	-

Number of Electors



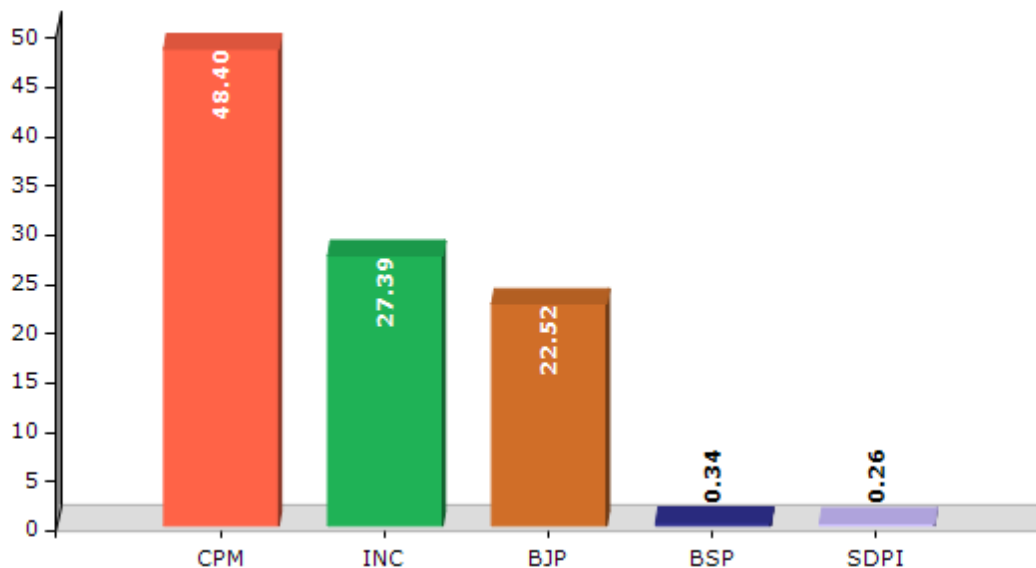
Note : AE : Assembly Election, PE : Assembly Segment of Parliamentary Election

Historical Summary Election Results

Summary Result of Assembly Election - 2016

Candidate Name	Party	Votes	Votes %
A Pradeep Kumar	CPM	64192	48.4
Adv. P M Suresh Babu	INC	36319	27.39
K P Sreesan	BJP	29860	22.52
Velayudhan.K.P	BSP	457	0.34
Abdul Wahid	SDPI	351	0.26
S Jennifer	SUCI	208	0.16
E Pradeep Kumar Peedikathodi	IND	187	0.14
T Suresh Babu Kamaladhalam	IND	151	0.11
Abdu Samad	KLJP	122	0.09
	NOTA	770	0.58

Votes Percentage of Top Parties - 2016



Polling Station Level Election Results

Number and Name of Polling Stations (PS) (2021)

Number of Polling Stations	Name of Polling Stations	Number of Polling Stations	Name of Polling Stations
1	B.E.M U.P School Puthiyangadi (West Wing)	11A	Govt. L.P.S, Puthiyangadi (West Side of New Building)
1A	B.E.M U.P School Puthiyangadi (West Wing)	12	Govt. Mappila U.P School, Koya Road, Puthiyangadi (Middle Wing)
2	B.E.M U.P School Puthiyangadi (Middle Wing)	12A	Govt. Mappila U.P School, Koya Road, Puthiyangadi (Middle Wing)
2A	B.E.M U.P School Puthiyangadi (Middle Wing)	13	Govt. Mappila U.P School, Koya Road, Puthiyangadi (North Part of Western Building)
3	B.E.M U.P School Puthiyangadi (Right Side of Middle Block)	13A	Govt. Mappila U.P School, Koya Road, Puthiyangadi (North Part of Western Building)
3A	B.E.M U.P School Puthiyangadi (Right Side of Middle Block)	14	Govt. Mappila U.P School, Koya Road, Puthiyangadi (East Side)
4	B.E.M U.P School Puthiyangadi (Right Side of North Block)	14A	Govt. Mappila U.P School, Koya Road, Puthiyangadi (East Side)
4A	B.E.M U.P School Puthiyangadi (Right Side of North Block)	15	Govt. Mappila U.P School, Koya Road, Puthiyangadi (Southern Part of West Building)
5	Govt. H.S S Kunduparamba (West Side of HS Building)	15A	Govt. Mappila U.P School, Koya Road, Puthiyangadi (Southern Part of West Building)
5A	Govt. H.S S Kunduparamba (West Side of HS Building)	16	Edakkadu Union A.L.P.S Pammal (Northern Side of Main Building)
6	Govt. L P School Puthiyangadi (New Building South Wing Pre Primary)	16A	Edakkadu Union A.L.P.S Pammal (Northern Side of Main Building)
6A	Govt. L P School Puthiyangadi (New Building South Wing Pre Primary)	17	Edakkadu Union A.L.P.S Pammal (Main Building North Side)
7	Govt. H.S S Kunduparamba (South Building)	17A	Edakkadu Union A.L.P.S Pammal (Main Building North Side)
7A	Govt. H.S S Kunduparamba (South Building)	18	Edakkadu Union A.L.P.S Pammal (Middle)
8	Govt. H. S S, Kunduparamba (Middle Wing HS Building)	18A	Edakkadu Union A.L.P.S Pammal (Middle)
8A	Govt. H. S S, Kunduparamba (Middle Wing HS Building)	19	Guardian U.P.S Athanikkal
9	Govt. H. S S Kunduparamba (North Side of HS Building)	19A	Guardian U.P.S Athanikkal
9A	Govt. H. S S Kunduparamba (North Side of HS Building)	20	Edakkadu Union A.L.P.S Pammal (Eastern Building)
10	Govt. L.P School Puthiyangadi (New Building)	20A	Edakkadu Union A.L.P.S Pammal (Eastern Building)
10A	Govt. L.P School Puthiyangadi (New Building)	21	Govt. U.P School, Westhill (Middle Wing of Western Building)
11	Govt. L.P.S, Puthiyangadi (West Side of New Building)	21A	Govt. U.P School, Westhill (Middle Wing of Western Building)

Contd....

Polling Station Level Election Results

Polling Station-wise Votes Secured by Overall Top Five Parties in Kozhikode North Assembly in Assembly Election (AE) under Kozhikode Parliamentary Constituency in Kerala (2021)

Number of Polling Station	Winner - Thottathil Ravindran (CPI(M))	Runner-up - K M Abhijith (INC)	3rd - M T Ramesh (BJP)	4th - N Abhijith (IND)	5th - K Rahim (SUCI)	NOTA	Other	Total Votes Secured
18A	219	199	124	2	0	3	1	548
19	218	150	118	3	0	0	1	490
19A	235	161	144	3	0	3	2	548
20	183	147	107	3	0	1	2	443
20A	149	142	125	1	1	2	0	420
21	204	168	80	1	1	4	2	460
21A	174	147	214	0	0	3	2	540
22	349	260	137	1	0	1	1	749
23	166	180	152	1	0	4	4	507
23A	241	186	123	0	0	4	0	554
24	203	188	136	2	0	4	1	534
25	191	149	110	1	0	0	0	451
25A	205	153	133	3	0	3	1	498
26	208	148	233	2	1	4	2	598
27	163	147	123	0	1	1	1	436
27A	255	127	141	2	3	4	0	532
28	176	180	154	1	0	6	1	518
28A	209	197	134	1	0	3	2	546
29	181	175	232	1	0	1	0	590
30	275	146	134	3	0	2	1	561
30A	247	130	162	0	1	1	3	544
31	318	308	87	1	6	3	3	726
32	102	133	111	0	2	0	1	349
32A	126	165	74	1	3	3	0	372
33	96	131	105	1	1	2	1	337
33A	151	132	158	3	1	1	0	446
34	244	175	213	1	0	1	1	635
35	123	111	125	1	1	2	1	364
35A	125	137	116	0	0	1	2	381
36	124	109	104	0	0	1	1	339
36A	134	104	117	0	0	0	0	355
37	223	211	215	1	0	3	0	653
38	134	92	168	0	2	2	0	398
38A	186	134	82	1	1	4	1	409
39	167	149	100	2	1	0	0	419

Contd....

Polling Station Level Election Results

Winner, Runner-up and 3rd Party Position & Winning Margin According to Polling Stations in Kozhikode North Assembly in Assembly Election (AE) under Kozhikode Parliamentary Constituency in Kerala (2021)

Polling Station Number	Winner Party	Winner Votes (%)	Runner-up Party	Runner-up Votes (%)	Winning Margin Votes (%)	Third Party	Third Party Votes (%)	Other Votes (%)
39A	CPI(M)	174 (41.53)	INC	152 (36.28)	22 (5.25)	BJP	89 (21.24)	4 (0.95)
40	BJP	154 (37.84)	CPI(M)	148 (36.36)	6 (1.48)	INC	102 (25.06)	3 (0.74)
40A	CPI(M)	179 (37.61)	INC	148 (31.09)	31 (6.52)	BJP	144 (30.25)	5 (1.05)
41	CPI(M)	322 (58.65)	INC	138 (25.14)	184 (33.51)	BJP	83 (15.12)	6 (1.09)
41A	CPI(M)	310 (52.9)	INC	195 (33.28)	115 (19.62)	BJP	77 (13.14)	4 (0.68)
42	CPI(M)	245 (57.38)	INC	120 (28.1)	125 (29.28)	BJP	58 (13.58)	4 (0.94)
42A	CPI(M)	221 (49.11)	INC	132 (29.33)	89 (19.78)	BJP	86 (19.11)	11 (2.44)
43	CPI(M)	229 (45.62)	INC	142 (28.29)	87 (17.33)	BJP	126 (25.1)	5 (1)
43A	CPI(M)	270 (46.47)	INC	191 (32.87)	79 (13.6)	BJP	117 (20.14)	3 (0.52)
44	CPI(M)	185 (46.37)	INC	122 (30.58)	63 (15.79)	BJP	90 (22.56)	2 (0.5)
44A	INC	197 (45.29)	CPI(M)	163 (37.47)	34 (7.82)	BJP	70 (16.09)	5 (1.15)
45	CPI(M)	314 (48.01)	BJP	166 (25.38)	148 (22.63)	INC	163 (24.92)	11 (1.68)
46	INC	159 (46.09)	CPI(M)	118 (34.2)	41 (11.89)	BJP	65 (18.84)	3 (0.87)
46A	CPI(M)	186 (48.44)	INC	129 (33.59)	57 (14.85)	BJP	65 (16.93)	4 (1.04)
47	INC	153 (45.95)	CPI(M)	92 (27.63)	61 (18.32)	BJP	87 (26.13)	1 (0.3)
47A	CPI(M)	174 (40.94)	INC	168 (39.53)	6 (1.41)	BJP	78 (18.35)	5 (1.18)
48	CPI(M)	202 (43.91)	INC	157 (34.13)	45 (9.78)	BJP	98 (21.3)	3 (0.65)
48A	CPI(M)	218 (43)	INC	149 (29.39)	69 (13.61)	BJP	136 (26.82)	4 (0.79)
49	INC	185 (46.37)	CPI(M)	141 (35.34)	44 (11.03)	BJP	70 (17.54)	3 (0.75)
50	INC	154 (43.87)	CPI(M)	104 (29.63)	50 (14.24)	BJP	90 (25.64)	3 (0.85)
50A	INC	190 (52.63)	CPI(M)	83 (22.99)	107 (29.64)	BJP	83 (22.99)	5 (1.39)
51	INC	161 (40.66)	BJP	124 (31.31)	37 (9.35)	CPI(M)	109 (27.53)	2 (0.51)
51A	CPI(M)	192 (39.67)	INC	155 (32.02)	37 (7.65)	BJP	135 (27.89)	2 (0.41)
52	CPI(M)	206 (40.16)	BJP	161 (31.38)	45 (8.78)	INC	139 (27.1)	7 (1.36)
53	CPI(M)	242 (45.49)	INC	184 (34.59)	58 (10.9)	BJP	101 (18.98)	5 (0.94)
54	CPI(M)	237 (38.79)	INC	196 (32.08)	41 (6.71)	BJP	173 (28.31)	5 (0.82)
55	INC	350 (46.3)	CPI(M)	320 (42.33)	30 (3.97)	BJP	82 (10.85)	4 (0.53)
56	INC	252 (41.58)	BJP	204 (33.66)	48 (7.92)	CPI(M)	147 (24.26)	3 (0.5)
57	CPI(M)	248 (47.6)	INC	204 (39.16)	44 (8.44)	BJP	68 (13.05)	1 (0.19)
58	INC	205 (36.87)	CPI(M)	183 (32.91)	22 (3.96)	BJP	162 (29.14)	6 (1.08)
59	INC	229 (42.57)	BJP	157 (29.18)	72 (13.39)	CPI(M)	145 (26.95)	7 (1.3)
60	CPI(M)	224 (44.27)	INC	185 (36.56)	39 (7.71)	BJP	92 (18.18)	5 (0.99)
60A	CPI(M)	341 (57.89)	INC	149 (25.3)	192 (32.59)	BJP	96 (16.3)	3 (0.51)
61	CPI(M)	280 (56)	INC	119 (23.8)	161 (32.2)	BJP	97 (19.4)	4 (0.8)
61A	CPI(M)	294 (55.16)	INC	134 (25.14)	160 (30.02)	BJP	101 (18.95)	4 (0.75)

Contd....

DISCLAIMER

The Terms of Use and Disclaimer of Datanet India Private Limited (hereinafter referred to as "Datanet") for use of this analysis report of **Kozhikode North Assembly Constituency (Kozhikode North Vidhan Sabha)** :-

1. **Assembly Factbook™** is a Registered Trade Mark owned by Datanet.
2. All the maps are sketched and graphical representation only and have not been drawn to the scale and also not to represent the actual geographical area or boundary of the unit.
3. The data for the aforesaid analysis is based on authentic sources and has been culled from the various publications of Census, CSO and NSSO for district and block level data, various central and state government departments, Central & State Elections Commissions and the concerned Returning Officers' releases, Electoral Rolls, Election results and allied publications, internal assessment, surveys, estimates and analysis. Therefore, certain adjustment of data at micro level may have been done to arrive closer to the macro data.
4. Data have been provided on an "As Is" and "As AVAILABLE" basis
5. The colours shown in the maps or diagram and charts of a particular party, alliance or AC are indicative and do not represent them.
6. This publication which includes maps, sheets, graphs and data would be the property under copyright of Datanet only. The user may use these for its internal study, analysis and research purposes. It's public display, re-selling or any commercial uses by the user are not allowed.
7. Datanet has taken due care and caution in compilation and processing of data and allied information, but does not guarantee the accuracy, adequacy or completeness of any information/analysis and will be not responsible for any errors or omissions or for the results obtained from the use of such information/analysis.
8. All the contents for the publication have been culled from various authentic sources and Datanet reasonably believes such sources to be reliable, but does not make any representations, express or implied as to the accuracy or fitness of use of such information. The information or contents of the information/analysis do not constitute advice and should not be relied upon in making (or refraining from making) any decision. Any reliance placed upon the information provided by Datanet is the sole responsibility and strictly at the user's risk.
9. In no event will Datanet be liable for any damages (including, without limitation, damages for loss of business projects, or loss of profits) arising in contract, tort or otherwise from the use of or inability to use any of its contents, or from any action taken (or refrained from being taken) as a result of using the analysis or any of its contents. Datanet its directors, owners, editors, officials, employees, distributor and agents or any associate will not be liable for any errors in the information contained or any consequences arising from the use of the contents of the provided information/analysis.
10. If any provision of these terms and conditions is held invalid or illegal or unenforceable for any reason by any court of competent jurisdiction, such provision shall be severed and the remainder of provisions of the terms and conditions shall continue in full force and effect as if the Term of Use had been executed with the invalid, illegal or unenforceable provision eliminated.
11. If there are any discrepancies in the information provided, please bring it to attention of Datanet for suitable rectification measures.

Buy Online This Complete Book At
Datanet India eBooks Store

www.indiastatpublications.com

or go directly at

[http://www.indiastatpublications.com/
Assembly_factbook/Kerala/Kozhikode/ Kozhikode_North](http://www.indiastatpublications.com/Assembly_factbook/Kerala/Kozhikode/Kozhikode_North)

i indiastat elections

