



Kerala

# Assembly Factbook™

Kozhikode South Assembly Constituency



Key Electoral Data of Kozhikode South  
Assembly Constituency (Vidhan Sabha)

Kerala

# **Assembly Factbook™**

Kozhikode South Assembly Constituency



Kozhikode South Vidhan Sabha

## **Editor & Director**

Dr. R.K. Thukral

## **Research Editor**

Dr. Shafeeq Rahman

## **Compiled, Researched and Published by Datanet India Pvt. Ltd.**

D-100, 1st Floor,

Okhla Industrial Area, Phase-I,  
New Delhi- 110020.

Ph.: 91-11- 43580781-84

Email : support@indiastatpublications.com

Website : www.indiastatelections.com

## **Online Book Store :**

www.indiastatpublications.com

**Report No. :** AFB/KR-028-0125

**ISBN :** 978-93-5313-566-9

**First Edition :** January, 2018

**Eighth Updated Edition :** January, 2025

**Price :** Rs.11500/-

US\$ 310

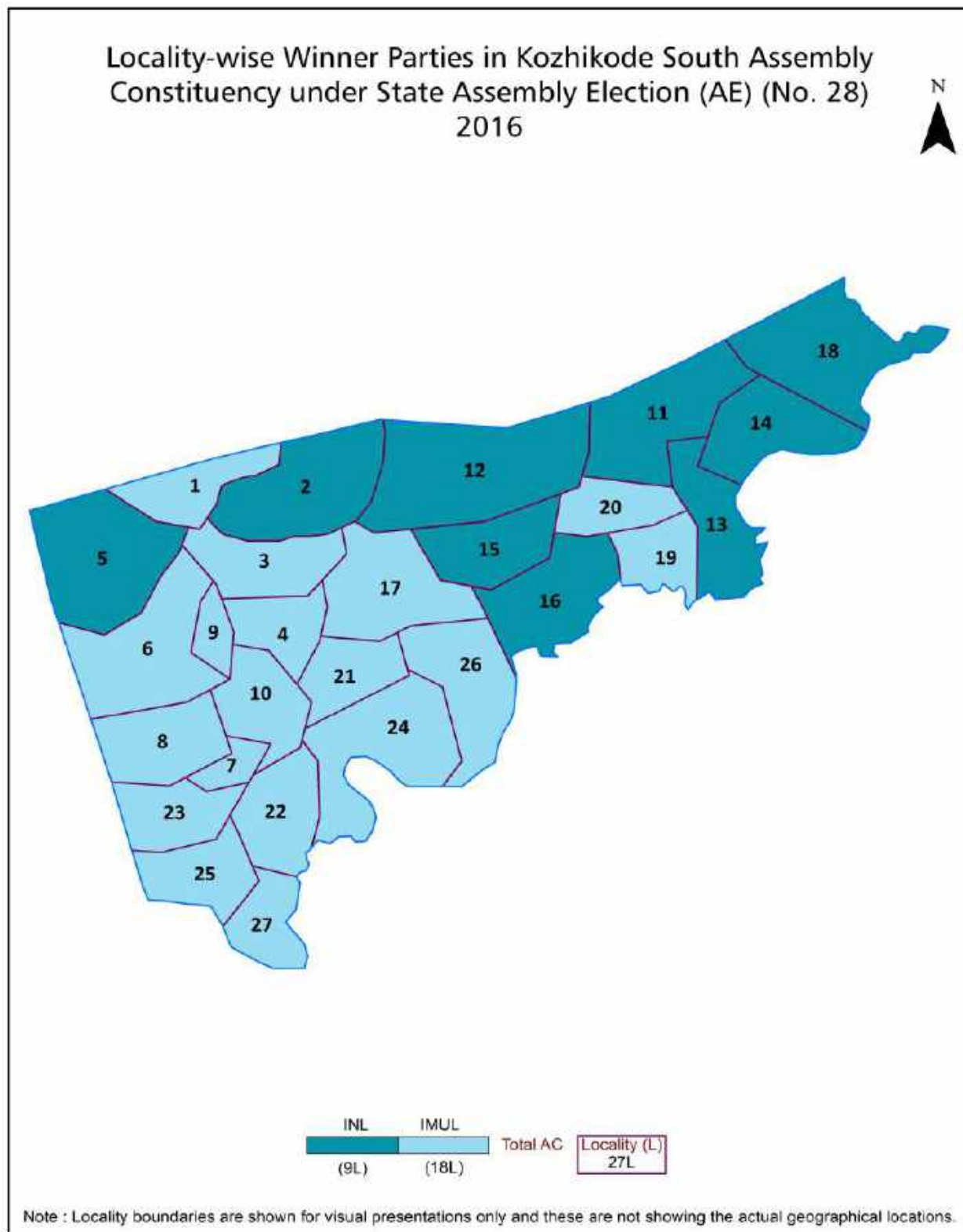
**© Datanet India Pvt. Ltd.**

All rights reserved. No part of this book may be reproduced, stored in a retrieval system or transmitted in any form or by any means, mechanical photocopying, photographing, scanning, recording or otherwise without the prior written permission of the publisher. Please refer to Disclaimer at page no. 167 for the use of this publication.

Printed in India

No.	Particulars	Page No.
	<b>Introduction</b>	
1	Assembly Constituency - (Vidhan Sabha) at a Glance   Features of Assembly as per Delimitation Commission of India (2008)	1-2
	<b>Location and Political Maps</b>	
2	Location Map   Boundaries of Assembly Constituency - (Vidhan Sabha in District   Boundaries of Assembly Constituency under Parliamentary Constituency - (Lok Sabha)   Locality-wise Winner Parties- 2024, 2021, 2019, 2016, 2014, 2011 and 2009	3-10
	<b>Administrative Setup (2011)</b>	
3	District   Sub-district   Towns   Villages   Inhabited Villages   Uninhabited Villages   Village Panchayat   Intermediate Panchayat	11
	<b>Demographics (2011)</b>	
4	Population   Households   Rural/Urban Population   Sex Ratio (Total & 0-6 Years)   Religious Population   Social Population   Literacy Rate	12
	<b>Electoral Features</b>	
5	Important Dates of Last Elections Held   Electors by Gender   Service Electors   Voters   Voters Turnout   Polling Stations & Average Number of Electors per Polling Station   Electors by Age Group   Present Elected Representatives	13-24
	<b>Historical Summary Election Results</b>	
6	Vote Share of Major Parties   Winning Margin (Number & Percentage   Polarity of Parties   Summary Result of Assembly Segment of Parliamentary Elections 2024, 2019, 2014 and 2009   Summary Result of Assembly Elections 2021, 2016 and 2011	25-34
	<b>Polling Station Level Election Results</b>	
7	Name and Number of Polling Station 2024, 2021, 2019, 2016, 2014, 2011 and 2009   Polling Station-wise Electors, Voters & Voters Turnout 2024, 2021, 2019, 2016, 2014, 2011 and 2009   Polling Station wise Elections Results 2024, 2021, 2019, 2016, 2014, 2011 and 2009	35-161
	<b>Share of Assembly Constituency</b>	
8	Share of Assembly Constituency - (Vidhan Sabha) in State, District and Parliamentary Constituency - (Lok Sabha)	162
9	<b>Abbreviation &amp; Sources</b>	165
10	<b>Disclaimer</b>	167

## Location & Political Map



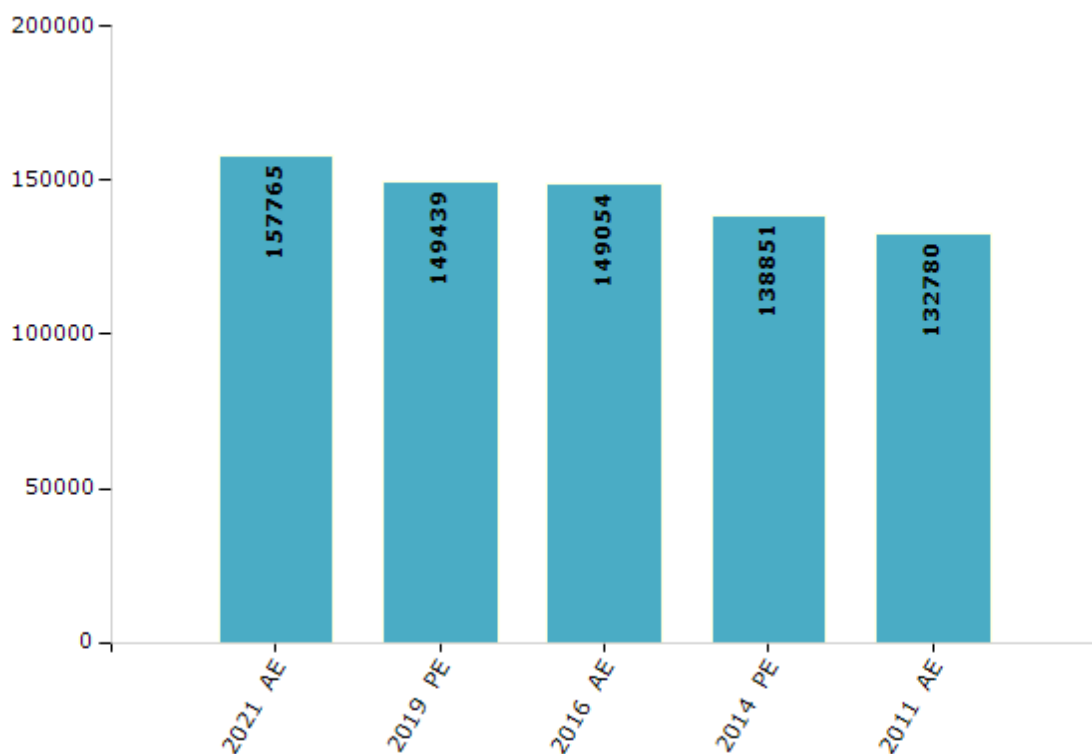
## Electoral Features

### Electors by Male & Female

Year	Male	Female	Others	Total
2021 AE	76429	81333	3	157765
2019 PE	72381	77058	0	149439
2016 AE	71761	77293	0	149054
2014 PE	67107	71744	0	138851
2011 AE	64093	68687	0	132780
2009 PE	-	-	-	-
2006 AE	-	-	-	-
2004 PE	-	-	-	-
2001 AE	-	-	-	-
1999 PE	-	-	-	-
1996 AE	-	-	-	-

Year	Male	Female	Others	Total
1991 AE	-	-	-	-
1987 AE	-	-	-	-
1982 AE	-	-	-	-
1980 AE	-	-	-	-
1977 AE	-	-	-	-
1970 AE	-	-	-	-
1967 AE	-	-	-	-
1965 AE	-	-	-	-
1960 AE	-	-	-	-
1957 AE	-	-	-	-

Number of Electors



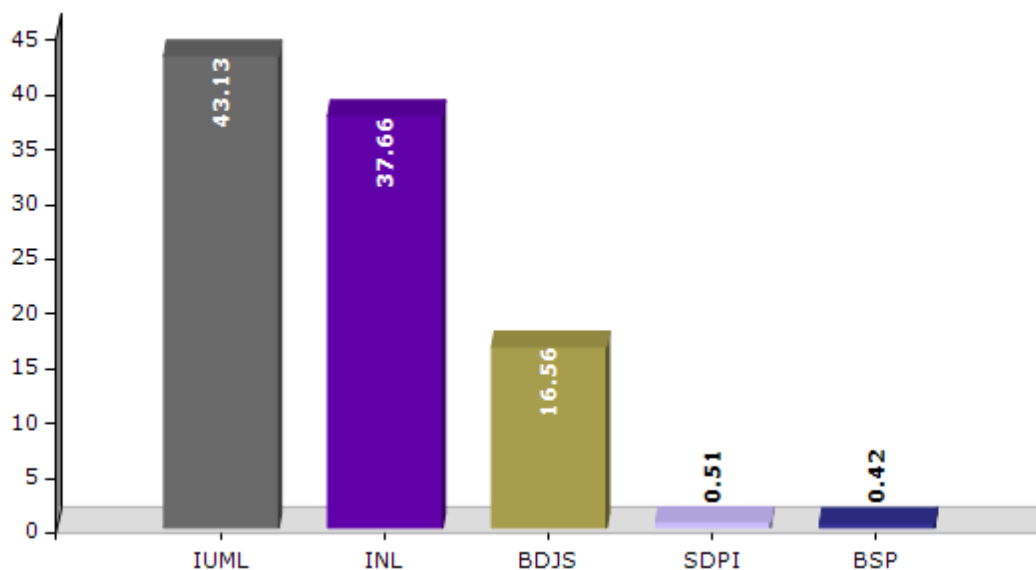
**Note :** AE : Assembly Election, PE : Assembly Segment of Parliamentary Election

## Historical Summary Election Results

### Summary Result of Assembly Election - 2016

Candidate Name	Party	Votes	Votes %
Dr. M.K.Muneer	IUML	49863	43.13
Prof.A. P. Abdul Vahab	INL	43536	37.66
Satheesh Kuttiyil	BDJS	19146	16.56
U.K.Deysi Balasubrahmanyam	SDPI	593	0.51
Kamala Pavithran	BSP	480	0.42
A.P.Abdul Vahab	IND	287	0.25
Sajan.A.K	IND	227	0.2
Abdul Sathar	IND	211	0.18
Muneer Davari	IND	190	0.16
Premanand.T	IND	166	0.14
Abdul Muneer	IND	130	0.11
	NOTA	788	0.68

Votes Percentage of Top Parties - 2016



## Polling Station Level Election Results

### Number and Name of Polling Stations (PS) (2021)

Number of Polling Stations	Name of Polling Stations	Number of Polling Stations	Name of Polling Stations
1	B.E.M Girls Higher Secondary School, Kozhikode (Left Wing)	19	Govt.Vocational Higher Secondary School, Kuttichira (Left Wing of New Building)
2	B.E.M U.P School, Puthiyara (Southern Wing)	20	Govt.Vocational Higher Secondary School, Kuttichira (Right Wing of New Building)
3	Govt. L.P. School Biragikkulam (Right Wing of Western Building)	21	Govt. U P School, Kundungal (Right Wing of Main Building)
4	Govt. L.P. School Biragikkulam (Left Wing of Western Building)	21A	Govt. U P School, Kundungal (Right Wing of Main Building)
5	Govt. U.P. School, Chinthavalappu (South Side)	22	Govt. U P School, Kundungal (Left Wing of Main Building)
6	Govt. U P School Thali	22A	Govt. U P School, Kundungal (Left Wing of Main Building)
7	Zamorins Higher Secondary School, Kozhikode (Western Building)	23	Govt. U P School, Kundungal (New Building)
8	Zamorins Higher Secondary School, Kozhikode (Eastern Building)	23A	Govt. U P School, Kundungal (New Building)
9	Zamorins Higher Secondary School, Kozhikode (Northern Building)	24	Madrasathul Muhamadeeya L P S, Kozhikode (Middle Wing)
10	Govt. Achuthan Girls HSS (LP Section East Side)	25	Madrasathul Muhamadeeya L P School, Kozhikode (Left Wing of South Building)
11	Govt. Ganapath Girls HSS, Chalappuram (PTA Block South Side)	26	Madrasathul Muhamadeeya V H S School, Kozhikode (Middle Wing)
11A	Govt. Ganapath Girls HSS, Chalappuram (PTA Block South Side)	27	Madrasathul Muhamadeeya V H S School, Kozhikode (Middle Wing East Building)
12	Govt. Ganapath Girls HSS, Chalappuram (C Block North Side)	28	Madrasathul Muhamadeeya V H S School, Kozhikode (Right Wing)
12A	Govt. Ganapath Girls HSS, Chalappuram (C Block North Side)	28A	Madrasathul Muhamadeeya V H S School, Kozhikode (Right Wing)
13	Muneerul Islam Madrassa LP School. Puthiyapalam (North Side of West Building)	29	Madrasathul Muhamadeeya V H S School, Kozhikode (Left Wing)
14	St. Josephs Boys Higher Secondary School Kozhikode (Right Wing of Main Building)	29A	Madrasathul Muhamadeeya V H S School, Kozhikode (Left Wing)
14A	St. Josephs Boys Higher Secondary School Kozhikode (Right Wing of Main Building)	30	Govt. L P School, Parappil (Left Wing)
15	St. Josephs Boys Higher Secondary School Kozhikode (Left Wing of Main Building)	30A	Govt. L P School, Parappil (Left Wing)
16	Govt. Model V.H.S School Mananchira Block-2	31	Govt. L P School, Parappil (Middle Wing)
17	Govt. Vocational Higher Secondary School, Kuttichira (Left Wing of Main Building)	32	Calicut Girls V H S School, (Right Wing of New Building)
18	Govt. Vocational Higher Secondary School, Kuttichira (Right Wing of Main Building)	32A	Calicut Girls V H S School, (Right Wing of New Building)

Contd....



## Polling Station Level Election Results

### Polling Station-wise Votes Secured by Overall Top Five Parties in Kozhikode South Assembly in Assembly Election (AE) under Kozhikode Parliamentary Constituency in Kerala (2021)

Number of Polling Station	Winner - Ahammad Devarkovil (INL)	Runner-up - Adv. Noorbeena Rasheed (IUML)	3rd - Navya Haridas (BJP)	4th - Adv. Mubeena (IND)	5th - P. Hareendranath (DSJP)	NOTA	Other	Total Votes Secured
29	210	175	4	0	2	1	0	392
29A	185	223	1	0	0	2	0	411
30	197	222	0	2	0	0	0	421
30A	214	243	2	0	1	1	0	461
31	155	338	1	3	0	3	0	500
32	258	205	1	3	4	0	0	471
32A	300	193	1	0	0	1	0	495
33	293	256	0	1	2	1	0	553
34	197	352	0	0	0	2	0	551
35	262	198	0	3	4	1	0	468
35A	248	286	0	2	1	0	0	537
36	232	238	4	1	3	2	0	480
36A	208	297	0	1	2	3	0	511
37	244	145	2	1	1	0	0	393
37A	237	192	0	0	1	1	0	431
38	151	83	175	4	4	5	0	422
38A	214	123	180	2	6	3	0	528
39	140	118	222	7	0	5	0	492
39A	276	141	165	6	2	3	0	593
40	156	114	174	3	3	2	0	452
40A	205	81	174	5	2	6	0	473
41	147	43	185	1	1	7	0	384
41A	131	129	173	2	2	4	0	441
42	254	169	276	4	3	2	0	708
43	405	178	101	3	2	2	0	691
44	414	195	104	2	1	0	0	716
45	269	143	146	4	1	5	0	568
46	193	123	139	1	0	2	0	458
47	135	120	282	6	4	0	0	547
48	133	142	134	8	4	4	0	425
48A	139	121	167	4	3	7	0	441
49	184	98	142	2	4	6	0	436
49A	246	97	163	3	4	3	0	516
50	321	155	266	4	3	4	0	753
51	255	101	161	2	5	7	0	531

Contd....

## Polling Station Level Election Results

**Winner, Runner-up and 3rd Party Position & Winning Margin According to Polling Stations in Kozhikode South Assembly in Assembly Election (AE) under Kozhikode Parliamentary Constituency in Kerala (2021)**

Polling Station Number	Winner Party	Winner Votes (%)	Runner-up Party	Runner-up Votes (%)	Winning Margin Votes (%)	Third Party	Third Party Votes (%)	Other Votes (%)
51A	INL	273 (49.55)	BJP	159 (28.86)	114 (20.69)	IUML	108 (19.6)	11 (2)
52	INL	187 (37.85)	BJP	179 (36.23)	8 (1.62)	IUML	112 (22.67)	16 (3.24)
52A	INL	201 (40.85)	IUML	157 (31.91)	44 (8.94)	BJP	126 (25.61)	8 (1.63)
53	INL	236 (50.54)	BJP	127 (27.19)	109 (23.35)	IUML	98 (20.99)	6 (1.28)
53A	INL	210 (44.59)	BJP	162 (34.39)	48 (10.2)	IUML	90 (19.11)	9 (1.91)
54	BJP	202 (37.9)	INL	171 (32.08)	31 (5.82)	IUML	144 (27.02)	16 (3)
54A	IUML	201 (36.22)	BJP	174 (31.35)	27 (4.87)	INL	168 (30.27)	12 (2.16)
55	INL	197 (37.38)	BJP	172 (32.64)	25 (4.74)	IUML	145 (27.51)	13 (2.47)
55A	INL	299 (48.7)	BJP	195 (31.76)	104 (16.94)	IUML	101 (16.45)	19 (3.09)
56	BJP	205 (39.65)	INL	168 (32.5)	37 (7.15)	IUML	138 (26.69)	6 (1.16)
56A	INL	272 (46.34)	BJP	235 (40.03)	37 (6.31)	IUML	66 (11.24)	14 (2.39)
57	INL	336 (52.09)	IUML	170 (26.36)	166 (25.73)	BJP	130 (20.16)	9 (1.4)
57A	INL	265 (40.33)	BJP	196 (29.83)	69 (10.5)	IUML	188 (28.61)	8 (1.22)
58	INL	331 (57.37)	BJP	137 (23.74)	194 (33.63)	IUML	100 (17.33)	9 (1.56)
58A	INL	301 (47.4)	IUML	174 (27.4)	127 (20)	BJP	150 (23.62)	10 (1.57)
59	INL	227 (42.83)	BJP	161 (30.38)	66 (12.45)	IUML	131 (24.72)	11 (2.08)
59A	INL	265 (49.17)	IUML	149 (27.64)	116 (21.53)	BJP	117 (21.71)	8 (1.48)
60	INL	342 (44.24)	BJP	225 (29.11)	117 (15.13)	IUML	192 (24.84)	14 (1.81)
61	INL	236 (39.86)	IUML	214 (36.15)	22 (3.71)	BJP	135 (22.8)	7 (1.18)
61A	INL	300 (47.24)	BJP	184 (28.98)	116 (18.26)	IUML	145 (22.83)	6 (0.94)
62	INL	228 (41.76)	BJP	200 (36.63)	28 (5.13)	IUML	114 (20.88)	4 (0.73)
62A	BJP	233 (40.45)	INL	210 (36.46)	23 (3.99)	IUML	126 (21.88)	7 (1.22)
63	INL	203 (44.81)	BJP	153 (33.77)	50 (11.04)	IUML	90 (19.87)	7 (1.55)
63A	INL	215 (43.61)	BJP	178 (36.11)	37 (7.5)	IUML	89 (18.05)	11 (2.23)
64	INL	207 (40.99)	BJP	150 (29.7)	57 (11.29)	IUML	144 (28.51)	4 (0.79)
64A	INL	266 (52.05)	BJP	128 (25.05)	138 (27)	IUML	107 (20.94)	10 (1.96)
65	INL	216 (36.3)	IUML	190 (31.93)	26 (4.37)	BJP	176 (29.58)	13 (2.18)
65A	INL	244 (35.78)	IUML	241 (35.34)	3 (0.44)	BJP	184 (26.98)	13 (1.91)
66	BJP	218 (51.17)	INL	141 (33.1)	77 (18.07)	IUML	60 (14.08)	7 (1.64)
66A	INL	182 (41.55)	BJP	169 (38.58)	13 (2.97)	IUML	74 (16.89)	13 (2.97)
67	INL	214 (51.07)	BJP	133 (31.74)	81 (19.33)	IUML	68 (16.23)	4 (0.95)
67A	BJP	170 (41.77)	INL	167 (41.03)	3 (0.74)	IUML	62 (15.23)	8 (1.97)
68	BJP	183 (42.66)	INL	163 (38)	20 (4.66)	IUML	79 (18.41)	4 (0.93)
68A	BJP	199 (45.54)	INL	168 (38.44)	31 (7.1)	IUML	63 (14.42)	7 (1.6)
69	INL	300 (51.99)	BJP	192 (33.28)	108 (18.71)	IUML	80 (13.86)	5 (0.87)

Contd....

## DISCLAIMER

The Terms of Use and Disclaimer of Datanet India Private Limited (hereinafter referred to as "Datanet") for use of this analysis report of **Kozhikode South Assembly Constituency (Kozhikode South Vidhan Sabha)** :-

1. **Assembly Factbook™** is a Registered Trade Mark owned by Datanet.
2. All the maps are sketched and graphical representation only and have not been drawn to the scale and also not to represent the actual geographical area or boundary of the unit.
3. The data for the aforesaid analysis is based on authentic sources and has been culled from the various publications of Census, CSO and NSSO for district and block level data, various central and state government departments, Central & State Elections Commissions and the concerned Returning Officers' releases, Electoral Rolls, Election results and allied publications, internal assessment, surveys, estimates and analysis. Therefore, certain adjustment of data at micro level may have been done to arrive closer to the macro data.
4. Data have been provided on an "As Is" and "As AVAILABLE" basis
5. The colours shown in the maps or diagram and charts of a particular party, alliance or AC are indicative and do not represent them.
6. This publication which includes maps, sheets, graphs and data would be the property under copyright of Datanet only. The user may use these for its internal study, analysis and research purposes. It's public display, re-selling or any commercial uses by the user are not allowed.
7. Datanet has taken due care and caution in compilation and processing of data and allied information, but does not guarantee the accuracy, adequacy or completeness of any information/analysis and will be not responsible for any errors or omissions or for the results obtained from the use of such information/analysis.
8. All the contents for the publication have been culled from various authentic sources and Datanet reasonably believes such sources to be reliable, but does not make any representations, express or implied as to the accuracy or fitness of use of such information. The information or contents of the information/analysis do not constitute advice and should not be relied upon in making (or refraining from making) any decision. Any reliance placed upon the information provided by Datanet is the sole responsibility and strictly at the user's risk.
9. In no event will Datanet be liable for any damages (including, without limitation, damages for loss of business projects, or loss of profits) arising in contract, tort or otherwise from the use of or inability to use any of its contents, or from any action taken (or refrained from being taken) as a result of using the analysis or any of its contents. Datanet its directors, owners, editors, officials, employees, distributor and agents or any associate will not be liable for any errors in the information contained or any consequences arising from the use of the contents of the provided information/analysis.
10. If any provision of these terms and conditions is held invalid or illegal or unenforceable for any reason by any court of competent jurisdiction, such provision shall be severed and the remainder of provisions of the terms and conditions shall continue in full force and effect as if the Term of Use had been executed with the invalid, illegal or unenforceable provision eliminated.
11. If there are any discrepancies in the information provided, please bring it to attention of Datanet for suitable rectification measures.

**Buy Online This Complete Book At**  
**Datanet India eBooks Store**

[www.indiastatpublications.com](http://www.indiastatpublications.com)

or go directly at

[http://www.indiastatpublications.com/  
Assembly\\_factbook/Kerala/Kozhikode/ Kozhikode\\_South](http://www.indiastatpublications.com/Assembly_factbook/Kerala/Kozhikode/Kozhikode_South)

i indiastat elections

