



Kerala

Assembly Factbook™

Vengara Assembly Constituency



Key Electoral Data of Vengara
Assembly Constituency (Vidhan Sabha)

Kerala

Assembly Factbook™

Vengara Assembly Constituency



Vengara Vidhan Sabha

Editor & Director

Dr. R.K. Thukral

Research Editor

Dr. Shafeeq Rahman

Compiled, Researched and Published by Datanet India Pvt. Ltd.

D-100, 1st Floor,

Okhla Industrial Area, Phase-I,
New Delhi- 110020.

Ph.: 91-11- 43580781-84

Email : support@indiastatpublications.com

Website : www.indiastatelections.com

Online Book Store :

www.indiastatpublications.com

Report No. : AFB/KR-041-0125

ISBN : 978-93-5313-620-8

First Edition : January, 2018

Eighth Updated Edition : January, 2025

Price : Rs.11500/-

US\$ 310

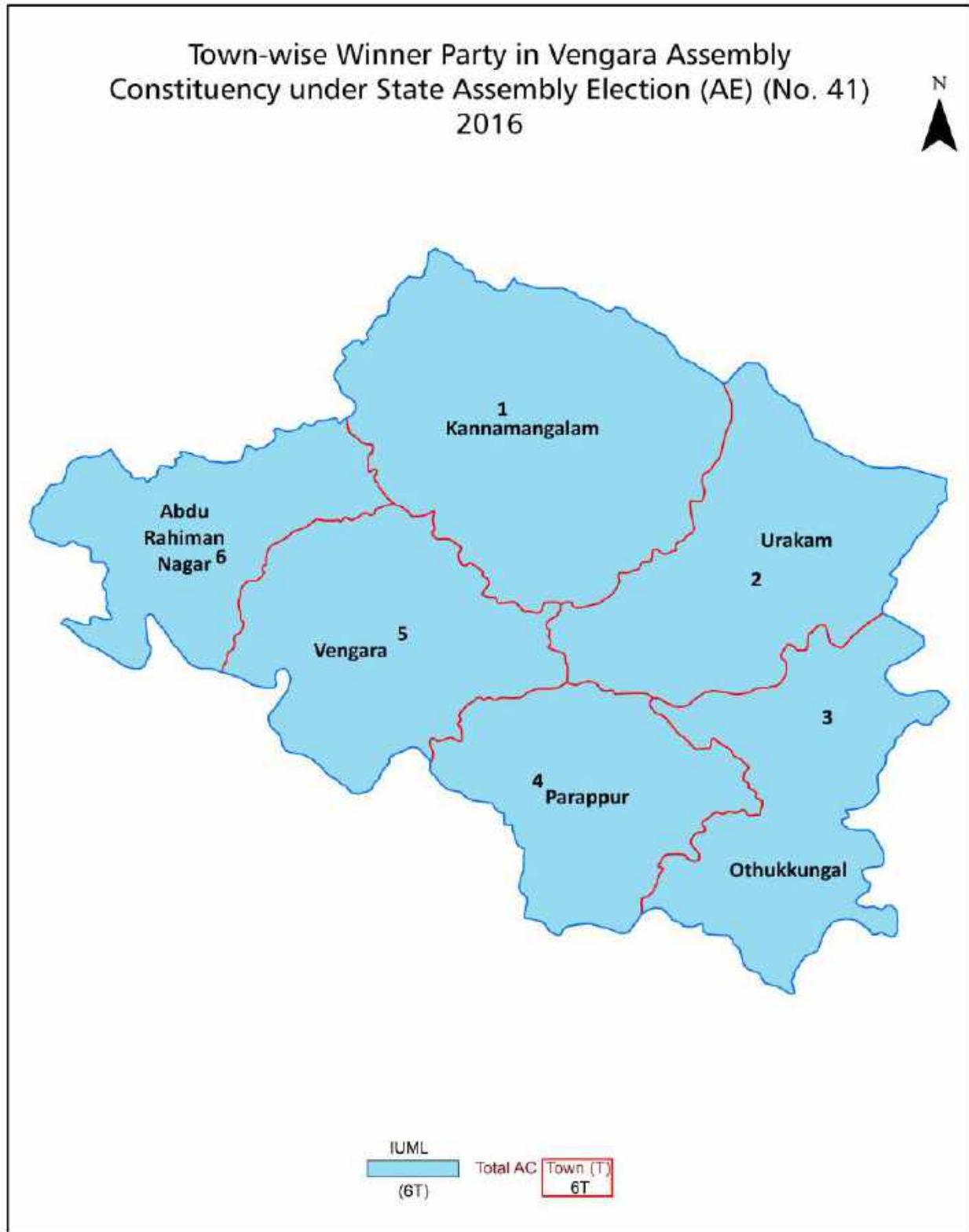
© **Datanet India Pvt. Ltd.**

All rights reserved. No part of this book may be reproduced, stored in a retrieval system or transmitted in any form or by any means, mechanical photocopying, photographing, scanning, recording or otherwise without the prior written permission of the publisher. Please refer to Disclaimer at page no. 169 for the use of this publication.

Printed in India

No.	Particulars	Page No.
	Introduction	
1	Assembly Constituency - (Vidhan Sabha) at a Glance Features of Assembly as per Delimitation Commission of India (2008)	1-2
	Location and Political Maps	
2	Location Map Boundaries of Assembly Constituency - (Vidhan Sabha in District Boundaries of Assembly Constituency under Parliamentary Constituency - (Lok Sabha) Town-wise Winner Parties- 2024, 2021, 2019, 2016, 2014 and 2011	3-10
	Administrative Setup (2011)	
3	District Sub-district Towns Villages Inhabited Villages Uninhabited Villages Village Panchayat Intermediate Panchayat	11
	Demographics (2011)	
4	Population Households Rural/Urban Population Towns by Population Size Sex Ratio (Total & 0-6 Years) Religious Population Social Population Literacy Rate	12
	Electoral Features	
5	Important Dates of Last Elections Held Electors by Gender Service Electors Voters Voters Turnout Polling Stations & Average Number of Electors per Polling Station Electors by Age Group Present Elected Representatives	13-24
	Historical Summary Election Results	
6	Vote Share of Major Parties Winning Margin (Number & Percentage Polarity of Parties Summary Result of Assembly Segment of Parliamentary Elections 2024, 2019, 2014 and 2009 Summary Result of Assembly Elections 2021, 2016 and 2011	25-34
	Polling Station Level Election Results	
7	Name and Number of Polling Station 2024, 2021, 2019, 2016, 2014 and 2011 Polling Station-wise Electors, Voters & Voters Turnout 2024, 2021, 2019, 2016, 2014 and 2011 Polling Station wise Elections Results 2024, 2021, 2019, 2016, 2014 and 2011	35-163
	Share of Assembly Constituency	
8	Share of Assembly Constituency - (Vidhan Sabha) in State, District and Parliamentary Constituency - (Lok Sabha)	164
9	Abbreviation & Sources	167
10	Disclaimer	169

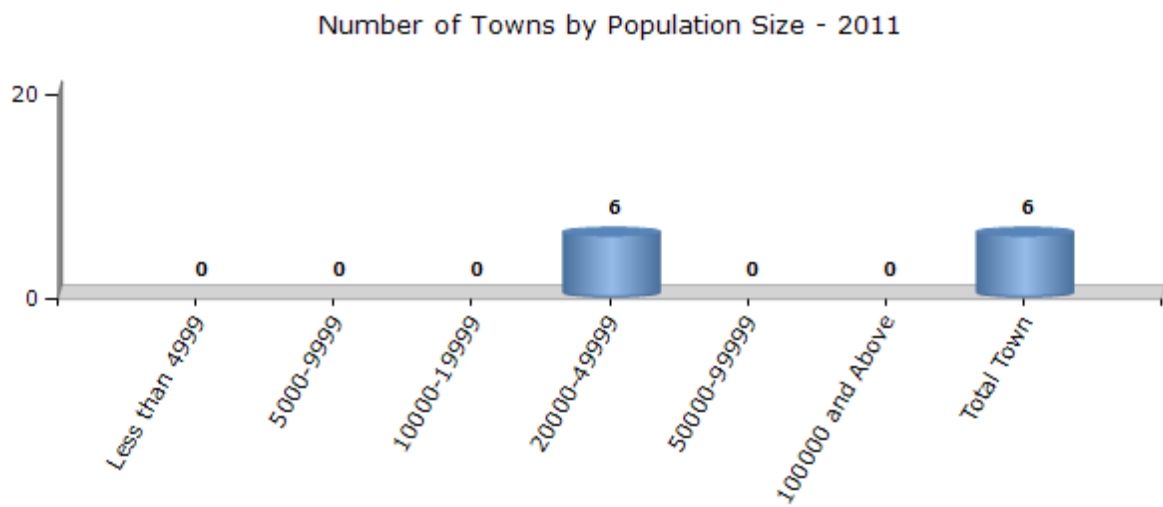
Location & Political Map



Demographics

Number of Towns by Population Size - 2011

Less than 4999	5000-9999	10000-19999	20000-49999	50000-99999	100000 and Above	Total Town
0	0	0	6	0	0	6

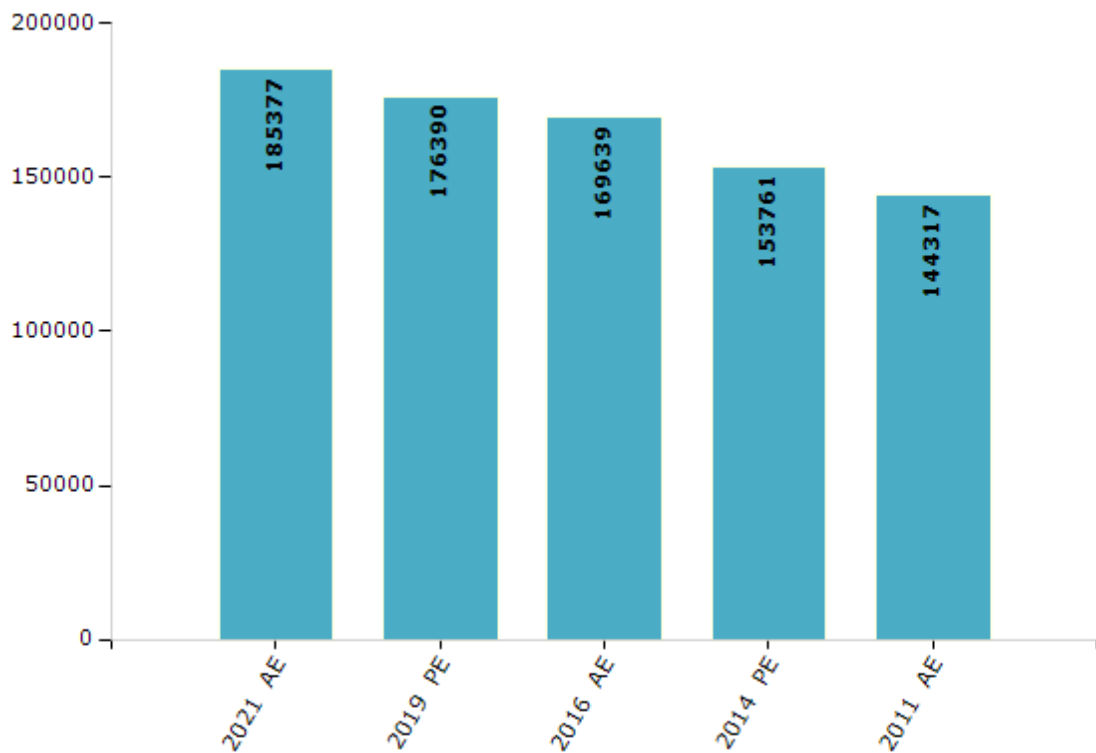


Electoral Features

Electors by Male & Female

Year	Male	Female	Others	Total	Year	Male	Female	Others	Total
2021 AE	96042	89333	2	185377	1991 AE	-	-	-	-
2019 PE	91576	84813	1	176390	1987 AE	-	-	-	-
2016 AE	86938	82701	0	169639	1982 AE	-	-	-	-
2014 PE	79696	74065	0	153761	1980 AE	-	-	-	-
2011 AE	73577	70740	0	144317	1977 AE	-	-	-	-
2009 PE	-	-	-	-	1970 AE	-	-	-	-
2006 AE	-	-	-	-	1967 AE	-	-	-	-
2004 PE	-	-	-	-	1965 AE	-	-	-	-
2001 AE	-	-	-	-	1960 AE	-	-	-	-
1999 PE	-	-	-	-	1957 AE	-	-	-	-
1996 AE	-	-	-	-					

Number of Electors



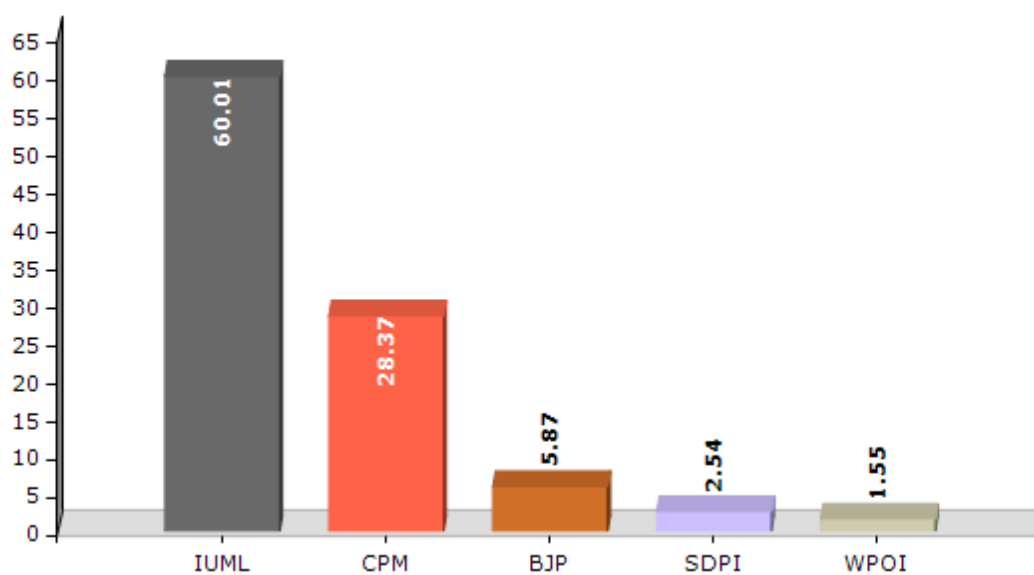
Note : AE : Assembly Election, PE : Assembly Segment of Parliamentary Election

Historical Summary Election Results

Summary Result of Assembly Election - 2016

Candidate Name	Party	Votes	Votes %
P.K. Kunhalikkutty	IUML	72181	60.01
Adv. P.P. Basheer	CPM	34124	28.37
P.T. Ali Haji	BJP	7055	5.87
Kallan Aboobacker Master	SDPI	3049	2.54
Surendran Karippuzha	WPOI	1864	1.55
Subair Swabahi	PDP	1472	1.22
	NOTA	531	0.44

Votes Percentage of Top Parties - 2016



Polling Station Level Election Results

Number and Name of Polling Stations (PS) (2021)

Number of Polling Stations	Name of Polling Stations	Number of Polling Stations	Name of Polling Stations
1	Govt. L P S, Pukayoor (South Building Eastern Side)	12A	Man Hajul Ulum Madrassa, Kunnupuram, Valiyapeedika (Right Side)
2	Govt. L P S, Pukayoor (South Building Western Side)	13	Man Hajul Ulum Madrassa, Kunnupuram, Valiyapeedika (Left Side)
3	Tha-Alimusubian Madrassa, Pukayoor	13A	Man Hajul Ulum Madrassa, Kunnupuram, Valiyapeedika (Left Side)
3A	Tha-Alimusubian Madrassa, Pukayoor	14	Abdurahiman Nagar H.S, Chendapuraya (South Building)
4	Tharbiyathul Oulad Madrassa, Pottanikkal	14A	Abdurahiman Nagar H.S, Chendapuraya (South Building)
4A	Tharbiyathul Oulad Madrassa, Pottanikkal	15	Abdurahiman Nagar H.S, Chendapuraya (Main Building Eastern Side)
5	Mueenul Islam Sangam Madrassa, Pukayoor Pottonil	15A	Abdurahiman Nagar H.S, Chendapuraya (Main Building Eastern Side)
5A	Mueenul Islam Sangam Madrassa, Pukayoor Pottonil	16	AUPS, Irumbumchola (Western Building)
6	Hayathul Islam Madrassa, Palamadathilchina (Eastern Building, Southern Side)	16A	AUPS, Irumbumchola (Western Building)
6A	Hayathul Islam Madrassa, Palamadathilchina (Eastern Building, Southern Side)	17	A U P S Irumbumchola (Western Building North Side)
7	Hayathul Islam Madrassa, Palamadathilchina (Eastern Building Western Side)	18	A U P S Irumbumchola (Eastern Building South Side)
7A	Hayathul Islam Madrassa, Palamadathilchina (Eastern Building Western Side)	18A	A U P S Irumbumchola (Eastern Building South Side)
8	A A M L P S, Puthiyathupuraya	19	Darul Islam Arabic Madrassa (West Side), V K Padi
8A	A A M L P S, Puthiyathupuraya	19A	Darul Islam Arabic Madrassa (West Side), V K Padi
9	Rushdul Widwan Madrassa, Cheppyalam	20	Govt. HS, Kolappuram (South Building Eastern Side)
9A	Rushdul Widwan Madrassa, Cheppyalam	20A	Govt. HS, Kolappuram (South Building Eastern Side)
10	Govt. U P S, A.R Nagar (Eastern Building)	21	Govt. HS, Kolappuram (South Building Western Side)
10A	Govt. U P S, A.R Nagar (Eastern Building)	21A	Govt. HS, Kolappuram (South Building Western Side)
11	Govt. U P S, A.R Nagar (Main Building)	22	Govt. HS, Kolappuram (Western Building)
11A	Govt. U P S, A.R Nagar (Main Building)	22A	Govt. HS, Kolappuram (Western Building)
12	Man Hajul Ulum Madrassa, Kunnupuram, Valiyapeedika (Right Side)	23	Govt. M.L.P.S, Mamburam (New Building)

Contd....

Polling Station Level Election Results

Polling Station-wise Votes Secured by Overall Top Five Parties in Vengara Assembly in Assembly Election (AE) under Malappuram Parliamentary Constituency in Kerala (2021)

Number of Polling Station	Winner - P.K Kunjhalikutty (IUML)	Runner-up - P. Jiji (CPI(M))	3rd - Sabah Kundu puzhakkal (IND)	4th - Preman Master (BJP)	5th - E.K. Kunhahamed kutty Master (WPOI)	NOTA	Other	Total Votes Secured
20	173	192	19	20	1	4	2	411
20A	195	236	22	14	10	2	2	481
21	244	181	19	36	0	3	5	488
21A	296	175	31	12	3	2	3	522
22	167	230	21	36	17	2	1	474
22A	253	208	20	7	9	9	3	509
23	217	85	36	0	0	4	3	345
23A	198	128	36	25	1	1	5	394
24	235	105	15	10	0	4	4	373
24A	203	108	26	38	1	6	0	382
25	312	189	80	28	3	1	7	620
26	222	146	21	25	1	4	5	424
26A	319	113	14	23	0	3	7	479
27	163	136	38	10	18	1	1	367
27A	187	150	31	13	1	0	2	384
28	221	146	52	8	1	2	4	434
28A	266	137	51	13	11	2	1	481
29	265	44	56	1	11	3	2	382
29A	219	110	49	47	12	3	3	443
30	225	208	93	114	29	4	4	677
31	286	80	39	1	1	1	6	414
31A	225	120	50	5	0	1	9	410
32	423	163	55	10	13	5	5	674
33	231	109	54	9	22	2	4	431
33A	202	124	54	7	10	4	3	404
34	409	197	64	26	3	6	6	711
35	424	156	58	17	3	4	1	663
36	314	192	77	13	7	2	4	609
37	211	145	43	12	5	0	10	426
37A	249	99	24	8	0	0	11	391
38	222	44	68	6	4	5	7	356
38A	204	56	64	19	14	3	5	365
39	163	112	64	24	9	1	4	377
39A	214	100	49	6	5	1	2	377
40	244	80	33	2	20	0	3	382

Contd....

Polling Station Level Election Results

Winner, Runner-up and 3rd Party Position & Winning Margin According to Polling Stations in Vengara Assembly in Assembly Election (AE) under Malappuram Parliamentary Constituency in Kerala (2021)

Polling Station Number	Winner Party	Winner Votes (%)	Runner-up Party	Runner-up Votes (%)	Winning Margin Votes (%)	Third Party	Third Party Votes (%)	Other Votes (%)
40A	IUML	266 (65.2)	CPI(M)	98 (24.02)	168 (41.18)	IND (SK)	27 (6.62)	17 (4.17)
41	IUML	268 (65.05)	CPI(M)	88 (21.36)	180 (43.69)	IND (SK)	41 (9.95)	15 (3.64)
41A	IUML	261 (63.2)	CPI(M)	95 (23)	166 (40.2)	IND (SK)	31 (7.51)	26 (6.3)
42	IUML	254 (60.62)	CPI(M)	94 (22.43)	160 (38.19)	IND (SK)	46 (10.98)	25 (5.97)
42A	IUML	286 (62.04)	CPI(M)	101 (21.91)	185 (40.13)	IND (SK)	58 (12.58)	16 (3.47)
43	IUML	230 (48.02)	CPI(M)	160 (33.4)	70 (14.62)	BJP	49 (10.23)	40 (8.35)
43A	IUML	310 (57.62)	CPI(M)	150 (27.88)	160 (29.74)	IND (SK)	32 (5.95)	46 (8.55)
44	IUML	193 (41.24)	CPI(M)	133 (28.42)	60 (12.82)	BJP	86 (18.38)	56 (11.97)
44A	IUML	204 (47.22)	CPI(M)	101 (23.38)	103 (23.84)	IND (SK)	59 (13.66)	68 (15.74)
45	IUML	206 (58.52)	CPI(M)	113 (32.1)	93 (26.42)	IND (SK)	21 (5.97)	12 (3.41)
45A	IUML	221 (57.55)	CPI(M)	100 (26.04)	121 (31.51)	BJP	26 (6.77)	37 (9.64)
46	IUML	206 (48.93)	CPI(M)	163 (38.72)	43 (10.21)	BJP	30 (7.13)	22 (5.23)
46A	IUML	241 (58.07)	CPI(M)	92 (22.17)	149 (35.9)	BJP	43 (10.36)	39 (9.4)
47	IUML	169 (37.72)	CPI(M)	147 (32.81)	22 (4.91)	BJP	55 (12.28)	77 (17.19)
47A	IUML	160 (33.97)	BJP	141 (29.94)	19 (4.03)	CPI(M)	115 (24.42)	55 (11.68)
48	IUML	398 (51.62)	CPI(M)	257 (33.33)	141 (18.29)	IND (SK)	71 (9.21)	45 (5.84)
49	IUML	331 (46.1)	CPI(M)	268 (37.33)	63 (8.77)	BJP	73 (10.17)	46 (6.41)
50	IUML	365 (53.91)	CPI(M)	262 (38.7)	103 (15.21)	IND (SK)	26 (3.84)	24 (3.55)
51	IUML	241 (51.28)	CPI(M)	179 (38.09)	62 (13.19)	IND (SK)	24 (5.11)	26 (5.53)
51A	IUML	228 (48.41)	CPI(M)	180 (38.22)	48 (10.19)	IND (SK)	33 (7.01)	30 (6.37)
52	IUML	281 (56.09)	CPI(M)	95 (18.96)	186 (37.13)	WPOI	60 (11.98)	65 (12.97)
52A	IUML	243 (45.68)	CPI(M)	132 (24.81)	111 (20.87)	BJP	73 (13.72)	84 (15.79)
53	IUML	288 (51.99)	CPI(M)	168 (30.32)	120 (21.67)	BJP	63 (11.37)	35 (6.32)
53A	IUML	239 (46.05)	CPI(M)	200 (38.54)	39 (7.51)	BJP	46 (8.86)	34 (6.55)
54	CPI(M)	167 (42.93)	IUML	131 (33.68)	36 (9.25)	WPOI	41 (10.54)	50 (12.85)
54A	IUML	173 (41.19)	CPI(M)	145 (34.52)	28 (6.67)	BJP	45 (10.71)	57 (13.57)
55	IUML	159 (45.69)	CPI(M)	85 (24.43)	74 (21.26)	IND (SK)	81 (23.28)	23 (6.61)
55A	IUML	177 (48.49)	IND (SK)	84 (23.01)	93 (25.48)	CPI(M)	67 (18.36)	37 (10.14)
56	IUML	539 (68.14)	CPI(M)	137 (17.32)	402 (50.82)	IND (SK)	86 (10.87)	29 (3.67)
57	IUML	249 (60.44)	CPI(M)	124 (30.1)	125 (30.34)	IND (SK)	33 (8.01)	6 (1.46)
57A	IUML	237 (54.73)	CPI(M)	140 (32.33)	97 (22.4)	IND (SK)	48 (11.09)	8 (1.85)
58	IUML	250 (63.29)	CPI(M)	108 (27.34)	142 (35.95)	IND (SK)	21 (5.32)	16 (4.05)
58A	IUML	263 (65.91)	CPI(M)	82 (20.55)	181 (45.36)	IND (SK)	42 (10.53)	12 (3.01)
59	IUML	266 (74.3)	CPI(M)	59 (16.48)	207 (57.82)	IND (SK)	15 (4.19)	18 (5.03)
59A	IUML	220 (61.11)	CPI(M)	82 (22.78)	138 (38.33)	IND (SK)	26 (7.22)	32 (8.89)

Contd....

DISCLAIMER

The Terms of Use and Disclaimer of Datanet India Private Limited (hereinafter referred to as "Datanet") for use of this analysis report of **Vengara Assembly Constituency (Vengara Vidhan Sabha)** :-

1. **Assembly Factbook™** is a Registered Trade Mark owned by Datanet.
2. All the maps are sketched and graphical representation only and have not been drawn to the scale and also not to represent the actual geographical area or boundary of the unit.
3. The data for the aforesaid analysis is based on authentic sources and has been culled from the various publications of Census, CSO and NSSO for district and block level data, various central and state government departments, Central & State Elections Commissions and the concerned Returning Officers' releases, Electoral Rolls, Election results and allied publications, internal assessment, surveys, estimates and analysis. Therefore, certain adjustment of data at micro level may have been done to arrive closer to the macro data.
4. Data have been provided on an "As Is" and "As AVAILABLE" basis
5. The colours shown in the maps or diagram and charts of a particular party, alliance or AC are indicative and do not represent them.
6. This publication which includes maps, sheets, graphs and data would be the property under copyright of Datanet only. The user may use these for its internal study, analysis and research purposes. It's public display, re-selling or any commercial uses by the user are not allowed.
7. Datanet has taken due care and caution in compilation and processing of data and allied information, but does not guarantee the accuracy, adequacy or completeness of any information/analysis and will be not responsible for any errors or omissions or for the results obtained from the use of such information/analysis.
8. All the contents for the publication have been culled from various authentic sources and Datanet reasonably believes such sources to be reliable, but does not make any representations, express or implied as to the accuracy or fitness of use of such information. The information or contents of the information/analysis do not constitute advice and should not be relied upon in making (or refraining from making) any decision. Any reliance placed upon the information provided by Datanet is the sole responsibility and strictly at the user's risk.
9. In no event will Datanet be liable for any damages (including, without limitation, damages for loss of business projects, or loss of profits) arising in contract, tort or otherwise from the use of or inability to use any of its contents, or from any action taken (or refrained from being taken) as a result of using the analysis or any of its contents. Datanet its directors, owners, editors, officials, employees, distributor and agents or any associate will not be liable for any errors in the information contained or any consequences arising from the use of the contents of the provided information/analysis.
10. If any provision of these terms and conditions is held invalid or illegal or unenforceable for any reason by any court of competent jurisdiction, such provision shall be severed and the remainder of provisions of the terms and conditions shall continue in full force and effect as if the Term of Use had been executed with the invalid, illegal or unenforceable provision eliminated.
11. If there are any discrepancies in the information provided, please bring it to attention of Datanet for suitable rectification measures.

**Buy Online This Complete Book At
Datanet India eBooks Store**

www.indiastatpublications.com

or go directly at

[http://www.indiastatpublications.com/
Assembly_factbook/Kerala/Malappuram/Vengara](http://www.indiastatpublications.com/Assembly_factbook/Kerala/Malappuram/Vengara)

 **i** **india**stat**elections**

ISBN : 978-93-5313-620-8



9 789353 136208