



Kerala

Assembly Factbook™

Thrissur Assembly Constituency



Key Electoral Data of Thrissur
Assembly Constituency (Vidhan Sabha)

Kerala

Assembly Factbook™

Thrissur Assembly Constituency



Thrissur Vidhan Sabha

Editor & Director

Dr. R.K. Thukral

Research Editor

Dr. Shafeeq Rahman

Compiled, Researched and Published by Datanet India Pvt. Ltd.

D-100, 1st Floor,

Okhla Industrial Area, Phase-I,
New Delhi- 110020.

Ph.: 91-11- 43580781-84

Email : support@indiastatpublications.com

Website : www.indiastatelections.com

Online Book Store :

www.indiastatpublications.com

Report No. : AFB/KR-067-0125

ISBN : 978-93-5313-647-5

First Edition : January, 2018

Eighth Updated Edition : January, 2025

Price : Rs.11500/-

US\$ 310

© **Datanet India Pvt. Ltd.**

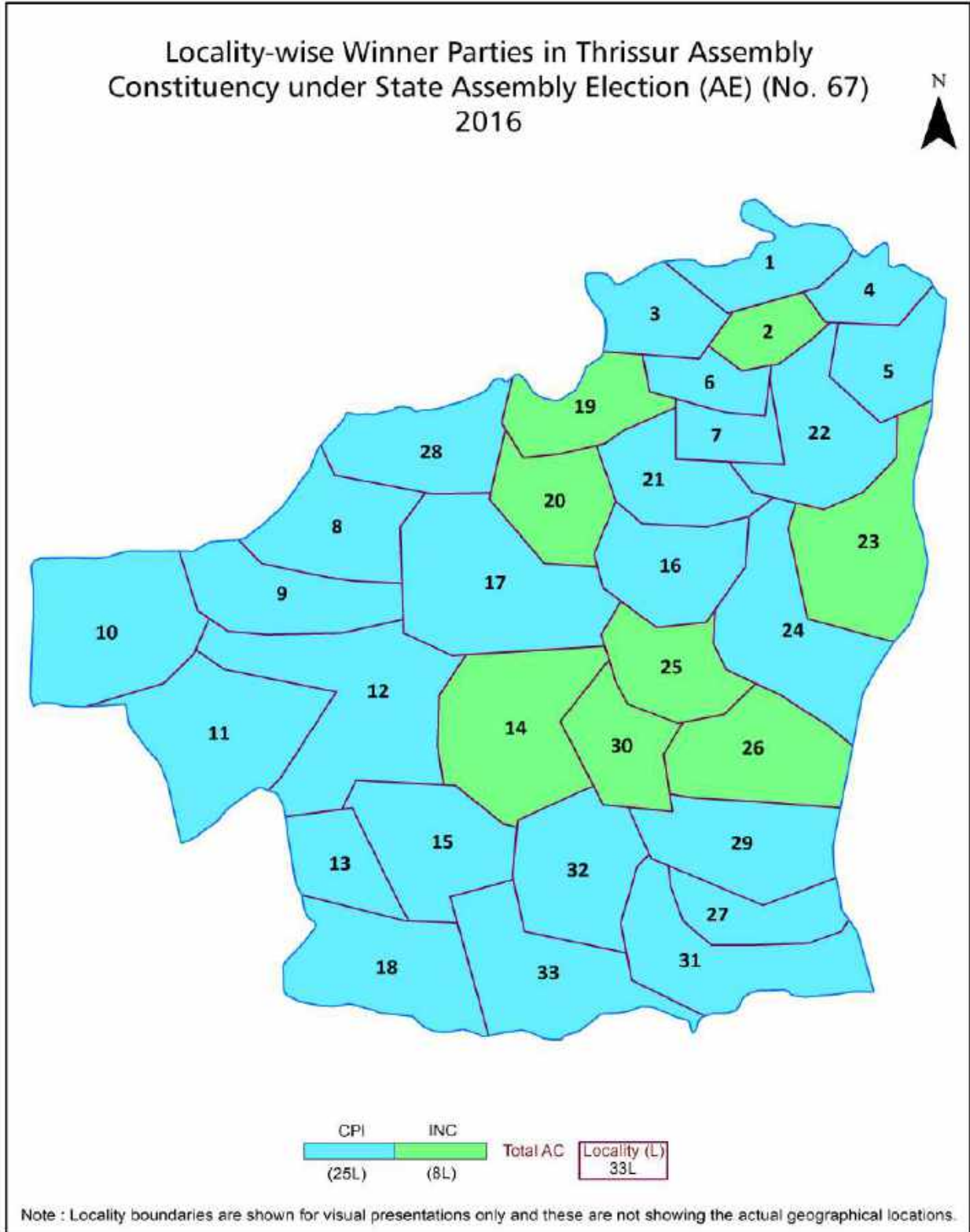
All rights reserved. No part of this book may be reproduced, stored in a retrieval system or transmitted in any form or by any means, mechanical photocopying, photographing, scanning, recording or otherwise without the prior written permission of the publisher. Please refer to Disclaimer at page no. 190 for the use of this publication.

Printed in India

Contents

No.	Particulars	Page No.
	Introduction	
1	Assembly Constituency - (Vidhan Sabha) at a Glance Features of Assembly as per Delimitation Commission of India (2008)	1-2
	Location and Political Maps	
2	Location Map Boundaries of Assembly Constituency - (Vidhan Sabha in District Boundaries of Assembly Constituency under Parliamentary Constituency - (Lok Sabha) Locality-wise Winner Parties- 2024, 2021, 2019, 2016, 2014 and 2011	3-10
	Administrative Setup (2011)	
3	District Sub-district Towns Villages Inhabited Villages Uninhabited Villages Village Panchayat Intermediate Panchayat	11
	Demographics (2011)	
4	Population Households Rural/Urban Population Sex Ratio (Total & 0-6 Years) Religious Population Social Population Literacy Rate	12
	Electoral Features	
5	Important Dates of Last Elections Held Electors by Gender Service Electors Voters Voters Turnout Polling Stations & Average Number of Electors per Polling Station Electors by Age Group Present Elected Representatives	13-24
	Historical Summary Election Results	
6	Vote Share of Major Parties Winning Margin (Number & Percentage Polarity of Parties Summary Result of Assembly Segment of Parliamentary Elections 2024, 2019, 2014, 2009, 2004 and 1999 Summary Result of Assembly Elections 2021, 2016, 2011, 2006, 2001, 1996, 1991, 1987, 1982, 1980, 1977, 1970, 1967, 1965, 1960 and 1957	25-49
	Polling Station Level Election Results	
7	Name and Number of Polling Station 2024, 2021, 2019, 2016, 2014 and 2011 Polling Station-wise Electors, Voters & Voters Turnout 2024, 2021, 2019, 2016, 2014 and 2011 Polling Station wise Elections Results 2024, 2021, 2019, 2016, 2014 and 2011	50-184
	Share of Assembly Constituency	
8	Share of Assembly Constituency - (Vidhan Sabha) in State, District and Parliamentary Constituency - (Lok Sabha)	185
9	Abbreviation & Sources	188
10	Disclaimer	190

Location & Political Map



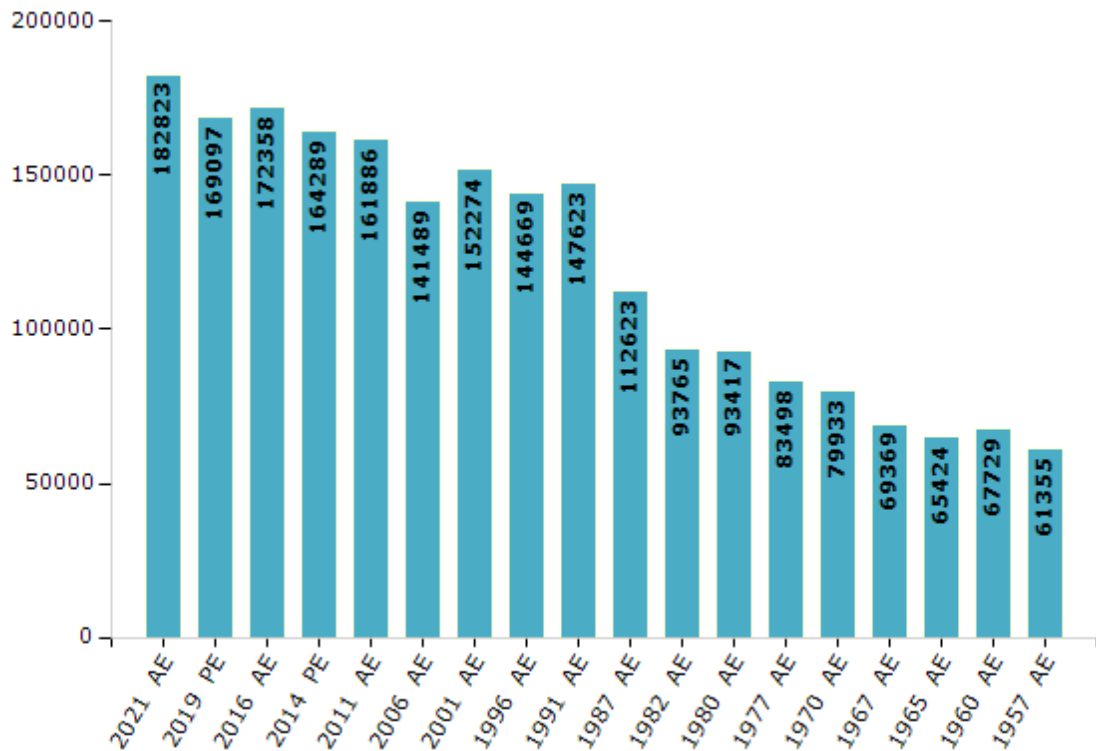
Electoral Features

Electors by Male & Female

Year	Male	Female	Others	Total
2021 AE	86746	96073	4	182823
2019 PE	80468	88627	2	169097
2016 AE	81800	90558	0	172358
2014 PE	78149	86140	0	164289
2011 AE	76453	85433	0	161886
2009 PE	-	-	-	-
2006 AE	67407	74082	-	141489
2004 PE	-	-	-	-
2001 AE	72577	79697	-	152274
1999 PE	-	-	-	-
1996 AE	67974	76695	-	144669

Year	Male	Female	Others	Total
1991 AE	72026	75597	-	147623
1987 AE	55459	57164	-	112623
1982 AE	45023	48742	-	93765
1980 AE	45256	48161	-	93417
1977 AE	40734	42764	-	83498
1970 AE	37046	42887	-	79933
1967 AE	-	-	-	69369
1965 AE	-	-	-	65424
1960 AE	-	-	-	67729
1957 AE	-	-	-	61355

Number of Electors



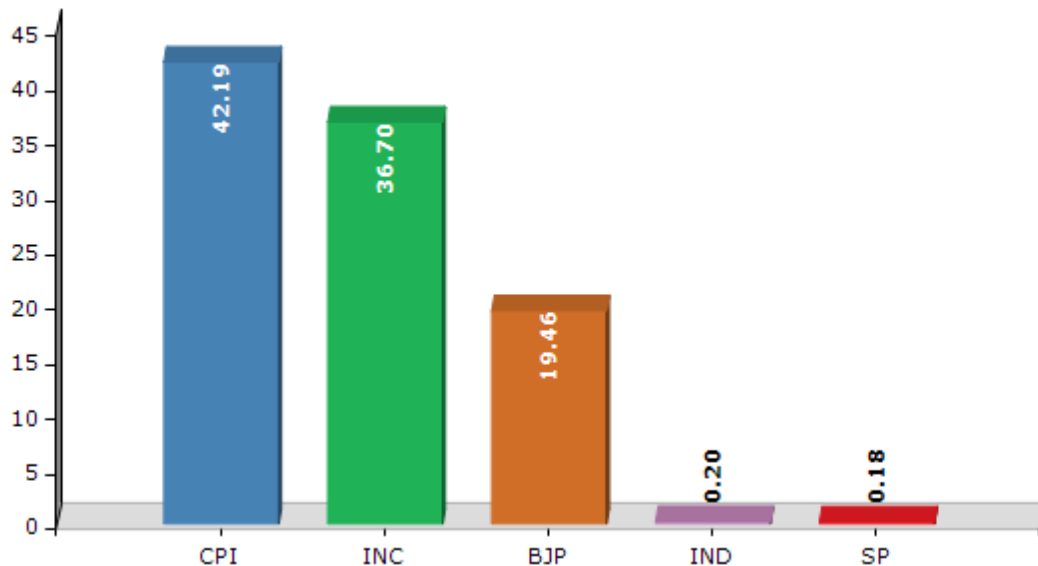
Note : AE : Assembly Election, PE : Assembly Segment of Parliamentary Election

Historical Summary Election Results

Summary Result of Assembly Election - 2016

Candidate Name	Party	Votes	Votes %
Adv.V S Sunilkumar	CPI	53664	42.19
Padmaja Venugopal	INC	46677	36.7
Adv. B Gopalakrishnan	BJP	24748	19.46
Dr. Antony J Maliakal	IND	256	0.2
P.S.Unnikrishnan	SP	226	0.18
Raji Mani	PDP	154	0.12
S T Paramasivan	IND	153	0.12
M Pradeepan	SUCI	111	0.09
Santhakumari K V	IGP	74	0.06
	NOTA	1128	0.89

Votes Percentage of Top Parties - 2016



Polling Station Level Election Results

Number and Name of Polling Stations (PS) (2021)

Number of Polling Stations	Name of Polling Stations	Number of Polling Stations	Name of Polling Stations
1	Govt. U P School Ramavarmapuram West Building North Side	13	Sandeepini Vidyanikethan Kuttumuck (A Block)
1A	Govt. U P School Ramavarmapuram West Building North Side	13A	Sandeepini Vidyanikethan Kuttumuck (A Block)
2	Govt. U P School Ramavarmapuram West Building South side	14	Sandeepini Vidyanikethan Kuttumuck (B Block)
2A	Govt. U P School Ramavarmapuram West Building South side	14A	Sandeepini Vidyanikethan Kuttumuck (B Block)
3	D I E T Thrissur	15	G H S Villadom L P Wing (A Block)
3A	D I E T Thrissur	15A	G H S Villadom L P Wing (A Block)
4	N S S Karayogamandiram Viyyur	16	G H S Villadom L P Wing (B Block)
4A	N S S Karayogamandiram Viyyur	17	N S U P School Cheroor Old Building (A Block)
5	St. Francis L P S Viyyur (A Block)	18	N S U P School Cheroor Old Building C Block
6	St. Francis L P S Viyyur B Block	19	N S U P School Cheroor Old Building B Block
7	ISTE Viyyur Thrissur	19A	N S U P School Cheroor Old Building B Block
7A	ISTE Viyyur Thrissur	20	N S U P School Cheroor New Building (A Block)
8	St. Francis L P S Viyyur C Block	20A	N S U P School Cheroor New Building (A Block)
8A	St. Francis L P S Viyyur C Block	21	Corporation Community Hall Maruthur Cheroor
9	St. Francis L P S Viyyur D Block	22	N S U P School Cheroor New Building B Block
9A	St. Francis L P S Viyyur D Block	22A	N S U P School Cheroor New Building B Block
10	Govt. V H S S Villadom (A Block)	23	N S U P School Cheroor New Building C Block
10A	Govt. V H S S Villadom (A Block)	23A	N S U P School Cheroor New Building C Block
11	Sandeepini Vidyanikethan Kuttumuck C Block	24	Devamatha Provincial School Thrissur
11A	Sandeepini Vidyanikethan Kuttumuck C Block	24A	Devamatha Provincial School Thrissur
12	G H S Villadom L P Wing (C Block)	25	Dr. Ambedkar Community Hall Pandikavu

Contd....

Polling Station Level Election Results

Polling Station-wise Votes Secured by Overall Top Five Parties in Thrissur Assembly in Assembly Election (AE) under Thrissur Parliamentary Constituency in Kerala (2021)

Number of Polling Station	Winner - P Balachandran (CPI)	Runner-up - Padmaja Venugopal (INC)	3rd - Suresh Gopi (BJP)	4th - Ajith Menon Ponnemkattil (IND)	5th - Thrissur Mukundan (IGP)	NOTA	Other	Total Votes Secured
22	159	137	105	0	0	0	0	401
22A	246	110	90	1	3	4	0	454
23	152	156	120	1	0	3	0	432
23A	179	150	155	0	2	4	0	490
24	123	111	170	1	2	1	0	408
24A	59	109	156	0	0	0	0	324
25	117	96	202	0	0	1	0	416
25A	134	132	206	1	2	4	0	479
26	154	139	172	1	1	5	0	472
26A	145	117	187	3	0	3	0	455
27	36	83	225	0	0	1	0	345
27A	44	52	150	0	0	0	0	246
28	182	133	371	1	2	2	0	691
29	80	114	241	2	0	0	0	437
29A	58	63	182	2	0	1	0	306
30	90	119	271	0	0	5	0	485
30A	152	120	170	2	1	3	0	448
31	113	116	184	0	1	4	0	418
31A	142	109	180	1	1	4	0	437
32	136	144	278	1	2	2	0	563
32A	142	117	217	0	1	2	0	479
33	134	107	197	0	1	2	0	441
33A	80	107	203	0	0	1	0	391
34	127	87	353	0	2	2	0	571
35	256	125	294	1	4	5	0	685
36	171	163	289	0	1	5	0	629
37	69	154	332	0	1	1	0	557
38	102	77	293	1	0	2	0	475
38A	66	83	230	1	2	5	0	387
39	124	89	194	0	3	1	0	411
39A	110	63	179	1	2	0	0	355
40	106	77	285	0	2	1	0	471
40A	69	75	247	1	0	4	0	396
41	185	111	177	0	1	4	0	478
41A	61	47	63	1	0	0	0	172

Contd....

Polling Station Level Election Results

Winner, Runner-up and 3rd Party Position & Winning Margin According to Polling Stations in Thrissur Assembly in Assembly Election (AE) under Thrissur Parliamentary Constituency in Kerala (2021)

Polling Station Number	Winner Party	Winner Votes (%)	Runner-up Party	Runner-up Votes (%)	Winning Margin Votes (%)	Third Party	Third Party Votes (%)	Other Votes (%)
42	CPI	191 (43.71)	BJP	163 (37.3)	28 (6.41)	INC	79 (18.08)	4 (0.92)
43	BJP	208 (40.31)	CPI	176 (34.11)	32 (6.2)	INC	130 (25.19)	2 (0.39)
43A	CPI	116 (34.73)	INC	107 (32.04)	9 (2.69)	BJP	107 (32.04)	4 (1.2)
44	INC	346 (71.78)	CPI	90 (18.67)	256 (53.11)	BJP	36 (7.47)	10 (2.07)
44A	INC	343 (75.05)	CPI	74 (16.19)	269 (58.86)	BJP	33 (7.22)	7 (1.53)
45	BJP	380 (56.21)	INC	154 (22.78)	226 (33.43)	CPI	137 (20.27)	5 (0.74)
46	BJP	276 (52.27)	CPI	135 (25.57)	141 (26.7)	INC	113 (21.4)	4 (0.76)
47	BJP	172 (39.27)	CPI	154 (35.16)	18 (4.11)	INC	107 (24.43)	5 (1.14)
47A	BJP	185 (44.47)	CPI	131 (31.49)	54 (12.98)	INC	95 (22.84)	5 (1.2)
48	CPI	195 (45.03)	BJP	147 (33.95)	48 (11.08)	INC	88 (20.32)	3 (0.69)
48A	CPI	219 (48.99)	BJP	136 (30.43)	83 (18.56)	INC	91 (20.36)	1 (0.22)
49	BJP	226 (56.5)	CPI	101 (25.25)	125 (31.25)	INC	71 (17.75)	2 (0.5)
49A	BJP	299 (66.3)	INC	75 (16.63)	224 (49.67)	CPI	71 (15.74)	6 (1.33)
50	BJP	188 (47.72)	INC	102 (25.89)	86 (21.83)	CPI	99 (25.13)	5 (1.27)
51	BJP	158 (44.51)	CPI	121 (34.08)	37 (10.43)	INC	73 (20.56)	3 (0.85)
51A	BJP	234 (59.54)	INC	79 (20.1)	155 (39.44)	CPI	77 (19.59)	3 (0.76)
52	CPI	168 (37.92)	BJP	156 (35.21)	12 (2.71)	INC	118 (26.64)	1 (0.23)
52A	BJP	220 (44.35)	CPI	147 (29.64)	73 (14.71)	INC	124 (25)	5 (1.01)
53	BJP	165 (40.34)	INC	146 (35.7)	19 (4.64)	CPI	92 (22.49)	6 (1.47)
53A	INC	174 (38.16)	BJP	143 (31.36)	31 (6.8)	CPI	135 (29.61)	4 (0.88)
54	BJP	207 (48.03)	INC	131 (30.39)	76 (17.64)	CPI	88 (20.42)	5 (1.16)
54A	BJP	184 (41.26)	INC	136 (30.49)	48 (10.77)	CPI	125 (28.03)	1 (0.22)
55	BJP	169 (39.95)	CPI	153 (36.17)	16 (3.78)	INC	95 (22.46)	6 (1.42)
55A	BJP	200 (48.9)	CPI	102 (24.94)	98 (23.96)	INC	102 (24.94)	5 (1.22)
56	BJP	174 (36.86)	CPI	170 (36.02)	4 (0.84)	INC	123 (26.06)	5 (1.06)
56A	BJP	182 (35.48)	CPI	167 (32.55)	15 (2.93)	INC	159 (30.99)	5 (0.97)
57	BJP	164 (38.5)	INC	141 (33.1)	23 (5.4)	CPI	118 (27.7)	3 (0.7)
57A	BJP	219 (49.55)	CPI	142 (32.13)	77 (17.42)	INC	76 (17.19)	5 (1.13)
58	BJP	152 (38.87)	CPI	140 (35.81)	12 (3.06)	INC	99 (25.32)	0 (0)
58A	BJP	152 (42.82)	CPI	115 (32.39)	37 (10.43)	INC	83 (23.38)	5 (1.41)
59	BJP	181 (43.3)	CPI	134 (32.06)	47 (11.24)	INC	100 (23.92)	3 (0.72)
59A	BJP	187 (42.4)	CPI	133 (30.16)	54 (12.24)	INC	120 (27.21)	1 (0.23)
60	BJP	251 (39.9)	INC	200 (31.8)	51 (8.1)	CPI	172 (27.34)	6 (0.95)
61	INC	180 (41.86)	CPI	137 (31.86)	43 (10)	BJP	110 (25.58)	3 (0.7)
61A	INC	200 (38.02)	CPI	196 (37.26)	4 (0.76)	BJP	125 (23.76)	5 (0.95)

Contd....

DISCLAIMER

The Terms of Use and Disclaimer of Datanet India Private Limited (hereinafter referred to as "Datanet") for use of this analysis report of **Thrissur Assembly Constituency (Thrissur Vidhan Sabha)** :-

1. **Assembly Factbook™** is a Registered Trade Mark owned by Datanet.
2. All the maps are sketched and graphical representation only and have not been drawn to the scale and also not to represent the actual geographical area or boundary of the unit.
3. The data for the aforesaid analysis is based on authentic sources and has been culled from the various publications of Census, CSO and NSSO for district and block level data, various central and state government departments, Central & State Elections Commissions and the concerned Returning Officers' releases, Electoral Rolls, Election results and allied publications, internal assessment, surveys, estimates and analysis. Therefore, certain adjustment of data at micro level may have been done to arrive closer to the macro data.
4. Data have been provided on an "As Is" and "As AVAILABLE" basis
5. The colours shown in the maps or diagram and charts of a particular party, alliance or AC are indicative and do not represent them.
6. This publication which includes maps, sheets, graphs and data would be the property under copyright of Datanet only. The user may use these for its internal study, analysis and research purposes. It's public display, re-selling or any commercial uses by the user are not allowed.
7. Datanet has taken due care and caution in compilation and processing of data and allied information, but does not guarantee the accuracy, adequacy or completeness of any information/analysis and will be not responsible for any errors or omissions or for the results obtained from the use of such information/analysis.
8. All the contents for the publication have been culled from various authentic sources and Datanet reasonably believes such sources to be reliable, but does not make any representations, express or implied as to the accuracy or fitness of use of such information. The information or contents of the information/analysis do not constitute advice and should not be relied upon in making (or refraining from making) any decision. Any reliance placed upon the information provided by Datanet is the sole responsibility and strictly at the user's risk.
9. In no event will Datanet be liable for any damages (including, without limitation, damages for loss of business projects, or loss of profits) arising in contract, tort or otherwise from the use of or inability to use any of its contents, or from any action taken (or refrained from being taken) as a result of using the analysis or any of its contents. Datanet its directors, owners, editors, officials, employees, distributor and agents or any associate will not be liable for any errors in the information contained or any consequences arising from the use of the contents of the provided information/analysis.
10. If any provision of these terms and conditions is held invalid or illegal or unenforceable for any reason by any court of competent jurisdiction, such provision shall be severed and the remainder of provisions of the terms and conditions shall continue in full force and effect as if the Term of Use had been executed with the invalid, illegal or unenforceable provision eliminated.
11. If there are any discrepancies in the information provided, please bring it to attention of Datanet for suitable rectification measures.

Buy Online This Complete Book At
Datanet India eBooks Store

www.indiastatpublications.com

or go directly at

[http://www.indiastatpublications.com/
Assembly_factbook/Kerala/Thrissur/Thrissur](http://www.indiastatpublications.com/Assembly_factbook/Kerala/Thrissur/Thrissur)

  **india**stat**elections**

