



Kerala

Assembly Factbook™

Thalassery Assembly Constituency

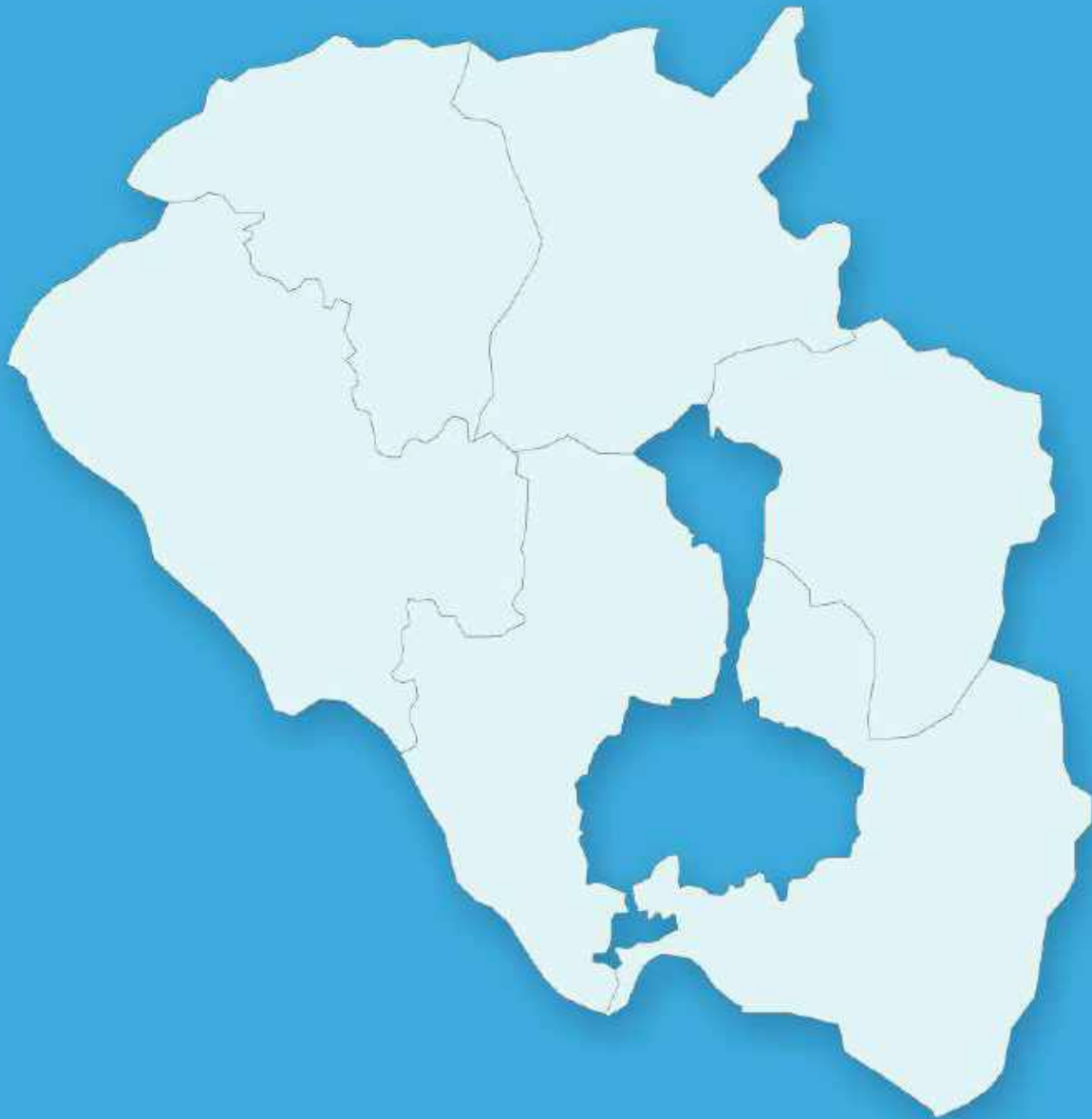


Key Electoral Data of Thalassery
Assembly Constituency (Vidhan Sabha)

Kerala

Assembly Factbook™

Thalassery Assembly Constituency



Thalassery Vidhan Sabha

Editor & Director

Dr. R.K. Thukral

Research Editor

Dr. Shafeeq Rahman

Compiled, Researched and Published by Datanet India Pvt. Ltd.

D-100, 1st Floor,

Okhla Industrial Area, Phase-I,
New Delhi- 110020.

Ph.: 91-11- 43580781-84

Email : support@indiastatpublications.com

Website : www.indiastatelections.com

Online Book Store :

www.indiastatpublications.com

Report No. : AFB/KR-013-0125

ISBN : 978-93-5313-644-4

First Edition : January, 2018

Eighth Updated Edition : January, 2025

Price : Rs.11500/-

US\$ 310

© Datanet India Pvt. Ltd.

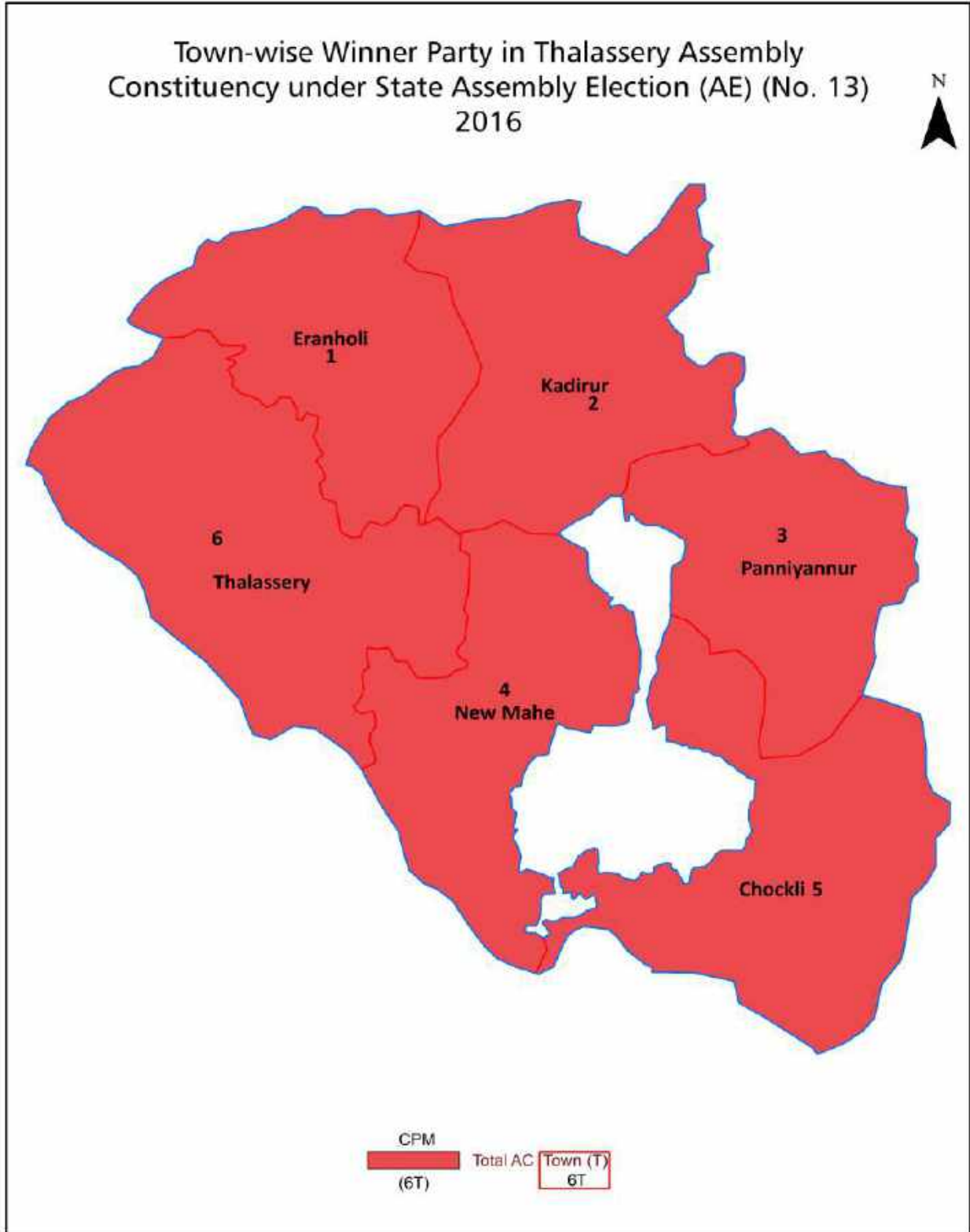
All rights reserved. No part of this book may be reproduced, stored in a retrieval system or transmitted in any form or by any means, mechanical photocopying, photographing, scanning, recording or otherwise without the prior written permission of the publisher. Please refer to Disclaimer at page no. 188 for the use of this publication.

Printed in India

Contents

No.	Particulars	Page No.
	Introduction	
1	Assembly Constituency - (Vidhan Sabha) at a Glance Features of Assembly as per Delimitation Commission of India (2008)	1-2
	Location and Political Maps	
2	Location Map Boundaries of Assembly Constituency - (Vidhan Sabha in District Boundaries of Assembly Constituency under Parliamentary Constituency - (Lok Sabha) Town-wise Winner Parties- 2024, 2021, 2019, 2016, 2014, 2011 and 2009	3-10
	Administrative Setup (2011)	
3	District Sub-district Towns Villages Inhabited Villages Uninhabited Villages Village Panchayat Intermediate Panchayat	11
	Demographics (2011)	
4	Population Households Rural/Urban Population Towns by Population Size Sex Ratio (Total & 0-6 Years) Religious Population Social Population Literacy Rate	12
	Electoral Features	
5	Important Dates of Last Elections Held Electors by Gender Service Electors Voters Voters Turnout Polling Stations & Average Number of Electors per Polling Station Electors by Age Group Present Elected Representatives	13-24
	Historical Summary Election Results	
6	Vote Share of Major Parties Winning Margin (Number & Percentage Polarity of Parties Summary Result of Assembly Segment of Parliamentary Elections 2024, 2019, 2014 and 2009 Summary Result of Assembly Elections 2021, 2016 and 2011	25-34
	Polling Station Level Election Results	
7	Name and Number of Polling Station 2024, 2021, 2019, 2016, 2014, 2011 and 2009 Polling Station-wise Electors, Voters & Voters Turnout 2024, 2021, 2019, 2016, 2014, 2011 and 2009 Polling Station wise Elections Results 2024, 2021, 2019, 2016, 2014, 2011 and 2009	35-182
	Share of Assembly Constituency	
8	Share of Assembly Constituency - (Vidhan Sabha) in State, District and Parliamentary Constituency - (Lok Sabha)	183
9	Abbreviation & Sources	186
10	Disclaimer	188

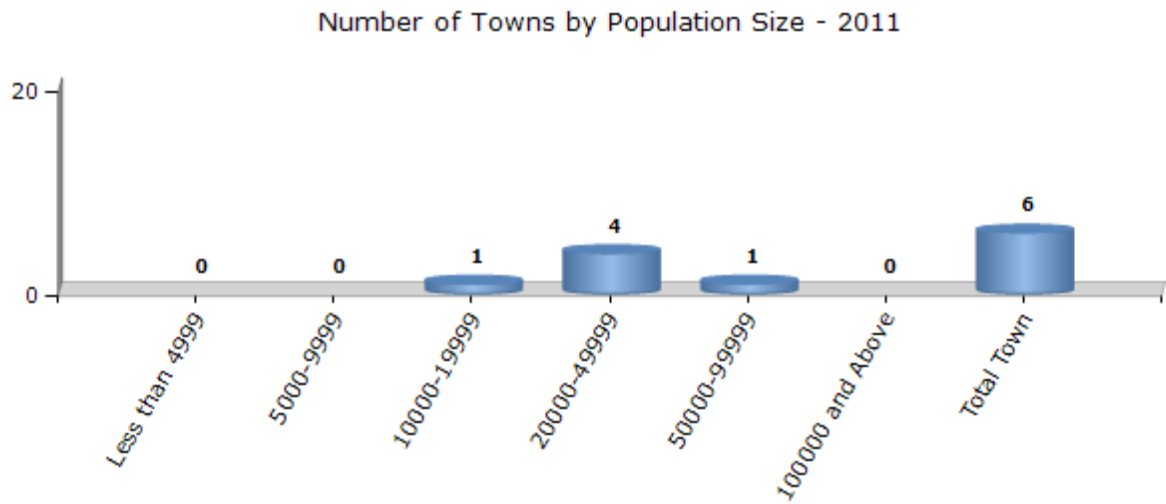
Location & Political Map



Demographics

Number of Towns by Population Size - 2011

Less than 4999	5000-9999	10000-19999	20000-49999	50000-99999	100000 and Above	Total Town
0	0	1	4	1	0	6



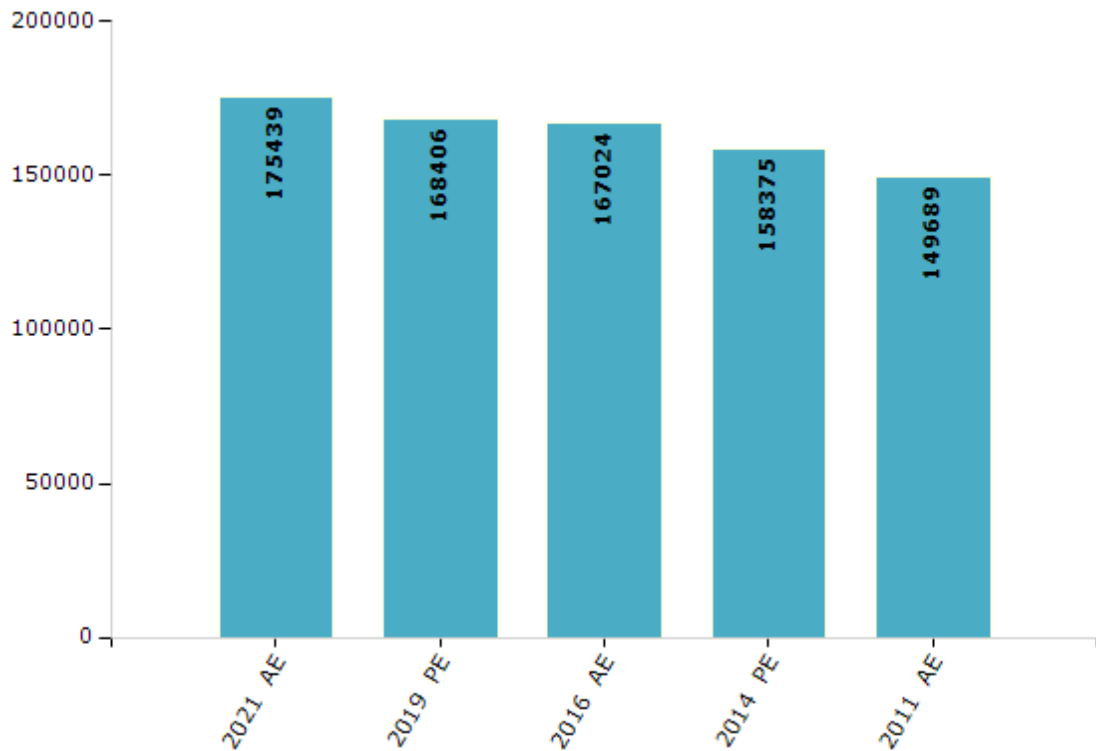
Electoral Features

Electors by Male & Female

Year	Male	Female	Others	Total
2021 AE	81473	93966	0	175439
2019 PE	77692	90714	0	168406
2016 AE	76351	90673	0	167024
2014 PE	71891	86484	0	158375
2011 AE	66900	82789	0	149689
2009 PE	-	-	-	-
2006 AE	-	-	-	-
2004 PE	-	-	-	-
2001 AE	-	-	-	-
1999 PE	-	-	-	-
1996 AE	-	-	-	-

Year	Male	Female	Others	Total
1991 AE	-	-	-	-
1987 AE	-	-	-	-
1982 AE	-	-	-	-
1980 AE	-	-	-	-
1977 AE	-	-	-	-
1970 AE	-	-	-	-
1967 AE	-	-	-	-
1965 AE	-	-	-	-
1960 AE	-	-	-	-
1957 AE	-	-	-	-

Number of Electors



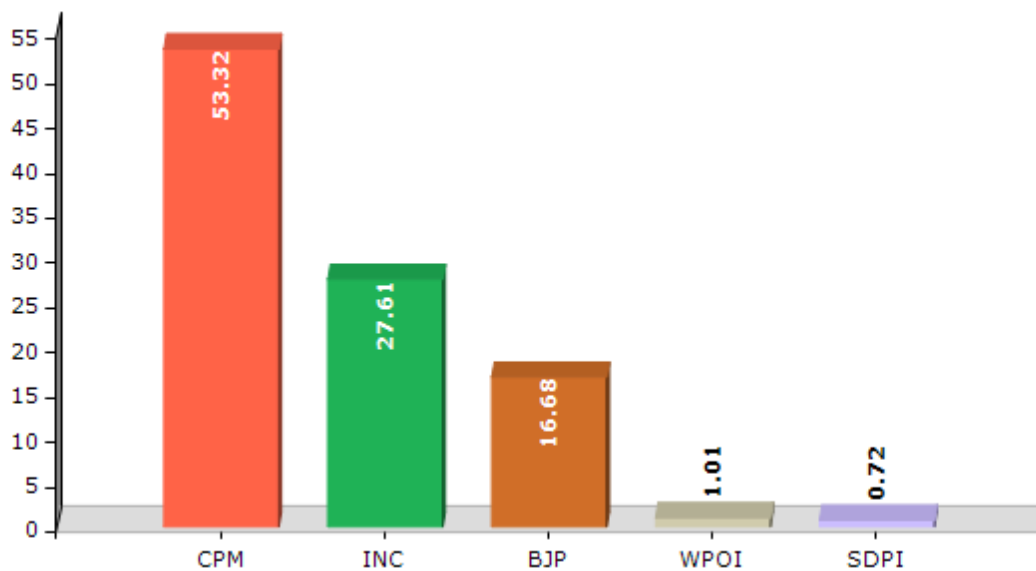
Note : AE : Assembly Election, PE : Assembly Segment of Parliamentary Election

Historical Summary Election Results

Summary Result of Assembly Election - 2016

Candidate Name	Party	Votes	Votes %
Adv. A N Shamseer	CPM	70741	53.32
A P Abdullakutty	INC	36624	27.61
V K Sajeevan	BJP	22125	16.68
Jabeena Irshad	WPOI	1337	1.01
A C Jalaludheen	SDPI	959	0.72
Balakrishnan Kodyeri	IND	129	0.1
Thayyil Vattakkandi Sajeevan V K	IND	125	0.09
Danish Mahal A P Abdullakutty	IND	112	0.08
	NOTA	514	0.39

Votes Percentage of Top Parties - 2016



Polling Station Level Election Results

Number and Name of Polling Stations (PS) (2021)

Number of Polling Stations	Name of Polling Stations	Number of Polling Stations	Name of Polling Stations
1	Sreenarayana Basic U.P.S. (North)	14	Kudakkalam U. P. S. (North)
1A	Sreenarayana Basic U.P.S. (North)	15	Chunkam Sreenarayana Madam
2	Sreenarayana Basic U.P.S. (Middle)	16	Kudakkalam U. P. S. (South)
2A	Sreenarayana Basic U.P.S. (Middle)	17	Eranholi North LPS
3	Thai Leemu Sibyan Madrasa LPS	18	Eranholi West UPS
4	Vadakkumbad North Junior Basic LPS	19	Arangettoparambu Senior Basic U. P. S (South Side)
5	Vadakkumbad West Junior Basic L.P.S (South)	19A	Arangettoparambu Senior Basic U. P. S (South Side)
6	Vadakkumbad West Junior Basic L.P.S (North)	20	Angettoparambu Senior Basic U. P. S. (North Side)
7	P.C. Guruvilasam Basic U.P.S. (North)	21	Eranholi West U. P. S. (North)
7A	P.C. Guruvilasam Basic U.P.S. (North)	22	Eranholi West U. P. S. (South)
8	P.C. Guruvilasam Basic U.P.S. (South)	23	Pulyod West L. P. S. (West)
8A	P.C. Guruvilasam Basic U.P.S. (South)	24	Kadiroor East L. P. S. (New Building)
9	Madathumbhagam Aided L.P.S. (East)	24A	Kadiroor East L. P. S. (New Building)
9A	Madathumbhagam Aided L.P.S. (East)	25	Kadiroor East L. P. S.
10	Perunthattil Valiyaparambu East A. L.P.S. (North)	25A	Kadiroor East L. P. S.
10A	Perunthattil Valiyaparambu East A. L.P.S. (North)	26	Govt. V. H. S. S., Kadiroor (East Side Building - Near Main Gate)
11	Madathumbhagam Aided L.P.S. (West)	27	Govt. V. H. S. S., Kadiroor (S S A Building)
12	Perunthattil Valiyaparambu East A. L.P.S. (South)	28	Govt. V. H. S. S., Kadiroor (H S S Building - East Side Third Room)
12A	Perunthattil Valiyaparambu East A. L.P.S. (South)	29	Govt. L. P. S., Pulyod (South)
13	Perunthattil Aided LPS	29A	Govt. L. P. S., Pulyod (South)
13A	Perunthattil Aided LPS	30	Govt. L. P. S., Pulyod (North)

Contd....

Polling Station Level Election Results

Polling Station-wise Votes Secured by Overall Top Five Parties in Thalassery Assembly in Assembly Election (AE) under Vadakara Parliamentary Constituency in Kerala (2021)

Number of Polling Station	Winner - Adv. A. N. Shamseer (CPI(M))	Runner-up - M. P. Aravindakshan (INC)	3rd - Shamseer Ibrahim (WPOI)	4th - C. O. T. Naseer (IND)	5th - Aravindhakshan S/O Kausu (IND)	NOTA	Other	Total Votes Secured
25A	405	109	3	2	2	3	0	524
26	491	165	5	2	1	4	0	668
27	400	310	6	7	6	7	1	737
28	404	265	1	6	1	8	1	686
29	452	113	1	4	1	3	1	575
29A	340	102	5	3	0	4	0	454
30	588	215	7	4	3	5	0	822
31	331	101	2	5	2	4	0	445
31A	302	99	2	1	1	6	0	411
32	304	131	5	0	3	17	1	461
32A	297	137	7	3	2	11	0	457
33	293	187	2	2	0	9	0	493
33A	322	94	4	2	1	6	1	430
34	405	232	4	3	0	51	2	697
35	352	375	2	3	6	14	2	754
36	319	152	4	0	2	6	0	483
36A	302	199	3	6	1	12	1	524
37	245	169	3	6	4	5	1	433
37A	301	177	10	4	2	7	1	502
38	235	159	33	2	0	3	0	432
38A	150	258	6	4	5	22	0	445
39	282	117	0	10	0	5	0	414
39A	431	65	0	7	0	6	1	510
40	387	224	3	2	3	8	1	628
41	175	183	1	1	5	16	0	381
41A	259	170	0	1	1	4	1	436
42	597	196	4	4	1	3	1	806
43	458	161	0	3	1	3	0	626
44	337	121	1	0	2	6	1	468
44A	413	112	5	2	1	0	1	534
45	545	179	2	3	4	4	0	737
46	494	177	5	3	2	3	0	684
47	178	172	18	1	2	12	1	384
47A	153	216	5	1	1	11	1	388
48	269	356	0	7	0	16	0	648

Contd....

Polling Station Level Election Results

Winner, Runner-up and 3rd Party Position & Winning Margin According to Polling Stations in Thalassery Assembly in Assembly Election (AE) under Vadakara Parliamentary Constituency in Kerala (2021)

Polling Station Number	Winner Party	Winner Votes (%)	Runner-up Party	Runner-up Votes (%)	Winning Margin Votes (%)	Third Party	Third Party Votes (%)	Other Votes (%)
49	INC	180 (51.58)	CPI(M)	158 (45.27)	22 (6.31)	WPOI	6 (1.72)	5 (1.43)
49A	CPI(M)	196 (49.87)	INC	179 (45.55)	17 (4.32)	WPOI	11 (2.8)	7 (1.78)
50	CPI(M)	293 (72.17)	INC	94 (23.15)	199 (49.02)	WPOI	7 (1.72)	12 (2.96)
50A	CPI(M)	244 (58.37)	INC	163 (39)	81 (19.37)	IND (COTN)	4 (0.96)	7 (1.67)
51	INC	300 (56.93)	CPI(M)	195 (37)	105 (19.93)	WPOI	6 (1.14)	26 (4.93)
52	INC	209 (54.29)	CPI(M)	155 (40.26)	54 (14.03)	WPOI	5 (1.3)	16 (4.16)
52A	INC	205 (64.06)	CPI(M)	97 (30.31)	108 (33.75)	IND (COTN)	5 (1.56)	13 (4.06)
53	INC	242 (56.15)	CPI(M)	160 (37.12)	82 (19.03)	IND (A)	7 (1.62)	22 (5.1)
53A	INC	231 (61.11)	CPI(M)	122 (32.28)	109 (28.83)	IND (A)	2 (0.53)	23 (6.08)
54	CPI(M)	257 (58.41)	INC	167 (37.95)	90 (20.46)	IND (COTN)	3 (0.68)	13 (2.95)
54A	CPI(M)	282 (57.67)	INC	186 (38.04)	96 (19.63)	IND (COTN)	7 (1.43)	14 (2.86)
55	CPI(M)	261 (60.42)	INC	149 (34.49)	112 (25.93)	IND (COTN)	4 (0.93)	18 (4.17)
55A	CPI(M)	266 (61.15)	INC	136 (31.26)	130 (29.89)	IND (COTN)	10 (2.3)	23 (5.29)
56	INC	267 (65.93)	CPI(M)	108 (26.67)	159 (39.26)	WPOI	3 (0.74)	27 (6.67)
56A	INC	252 (60.29)	CPI(M)	131 (31.34)	121 (28.95)	IND (COTN)	4 (0.96)	31 (7.42)
57	CPI(M)	343 (52.37)	INC	274 (41.83)	69 (10.54)	IND (COTN)	8 (1.22)	30 (4.58)
58	CPI(M)	416 (57.14)	INC	280 (38.46)	136 (18.68)	IND (COTN)	11 (1.51)	21 (2.88)
59	INC	207 (57.02)	CPI(M)	121 (33.33)	86 (23.69)	WPOI	15 (4.13)	20 (5.51)
59A	CPI(M)	211 (50.6)	INC	181 (43.41)	30 (7.19)	IND (COTN)	7 (1.68)	18 (4.32)
60	INC	176 (50.87)	CPI(M)	142 (41.04)	34 (9.83)	WPOI	12 (3.47)	16 (4.62)
60A	CPI(M)	148 (47.28)	INC	129 (41.21)	19 (6.07)	WPOI	25 (7.99)	11 (3.51)
61	INC	239 (49.18)	CPI(M)	179 (36.83)	60 (12.35)	WPOI	45 (9.26)	23 (4.73)
62	INC	266 (48.72)	CPI(M)	227 (41.58)	39 (7.14)	IND (COTN)	26 (4.76)	27 (4.95)
63	CPI(M)	260 (50.49)	INC	188 (36.5)	72 (13.99)	WPOI	37 (7.18)	30 (5.83)
64	CPI(M)	196 (48.88)	INC	133 (33.17)	63 (15.71)	IND (COTN)	42 (10.47)	30 (7.48)
64A	CPI(M)	240 (55.94)	INC	120 (27.97)	120 (27.97)	IND (COTN)	42 (9.79)	27 (6.29)
65	CPI(M)	290 (49.32)	INC	211 (35.88)	79 (13.44)	IND (COTN)	38 (6.46)	49 (8.33)
66	INC	221 (50.57)	CPI(M)	143 (32.72)	78 (17.85)	IND (COTN)	14 (3.2)	59 (13.5)
67	CPI(M)	296 (56.27)	INC	204 (38.78)	92 (17.49)	WPOI	10 (1.9)	16 (3.04)
68	CPI(M)	341 (58.39)	INC	207 (35.45)	134 (22.94)	WPOI	14 (2.4)	22 (3.77)
69	CPI(M)	158 (48.77)	INC	148 (45.68)	10 (3.09)	WPOI	12 (3.7)	6 (1.85)
69A	CPI(M)	155 (52.54)	INC	99 (33.56)	56 (18.98)	WPOI	33 (11.19)	8 (2.71)
70	CPI(M)	215 (58.27)	INC	118 (31.98)	97 (26.29)	WPOI	27 (7.32)	9 (2.44)
70A	CPI(M)	208 (59.26)	INC	114 (32.48)	94 (26.78)	WPOI	20 (5.7)	9 (2.56)
71	CPI(M)	275 (71.8)	INC	68 (17.75)	207 (54.05)	WPOI	24 (6.27)	16 (4.18)

Contd....

DISCLAIMER

The Terms of Use and Disclaimer of Datanet India Private Limited (hereinafter referred to as "Datanet") for use of this analysis report of **Thalassery Assembly Constituency (Thalassery Vidhan Sabha)** :-

1. **Assembly Factbook™** is a Registered Trade Mark owned by Datanet.
2. All the maps are sketched and graphical representation only and have not been drawn to the scale and also not to represent the actual geographical area or boundary of the unit.
3. The data for the aforesaid analysis is based on authentic sources and has been culled from the various publications of Census, CSO and NSSO for district and block level data, various central and state government departments, Central & State Elections Commissions and the concerned Returning Officers' releases, Electoral Rolls, Election results and allied publications, internal assessment, surveys, estimates and analysis. Therefore, certain adjustment of data at micro level may have been done to arrive closer to the macro data.
4. Data have been provided on an "As Is" and "As AVAILABLE" basis
5. The colours shown in the maps or diagram and charts of a particular party, alliance or AC are indicative and do not represent them.
6. This publication which includes maps, sheets, graphs and data would be the property under copyright of Datanet only. The user may use these for its internal study, analysis and research purposes. It's public display, re-selling or any commercial uses by the user are not allowed.
7. Datanet has taken due care and caution in compilation and processing of data and allied information, but does not guarantee the accuracy, adequacy or completeness of any information/analysis and will be not responsible for any errors or omissions or for the results obtained from the use of such information/analysis.
8. All the contents for the publication have been culled from various authentic sources and Datanet reasonably believes such sources to be reliable, but does not make any representations, express or implied as to the accuracy or fitness of use of such information. The information or contents of the information/analysis do not constitute advice and should not be relied upon in making (or refraining from making) any decision. Any reliance placed upon the information provided by Datanet is the sole responsibility and strictly at the user's risk.
9. In no event will Datanet be liable for any damages (including, without limitation, damages for loss of business projects, or loss of profits) arising in contract, tort or otherwise from the use of or inability to use any of its contents, or from any action taken (or refrained from being taken) as a result of using the analysis or any of its contents. Datanet its directors, owners, editors, officials, employees, distributor and agents or any associate will not be liable for any errors in the information contained or any consequences arising from the use of the contents of the provided information/analysis.
10. If any provision of these terms and conditions is held invalid or illegal or unenforceable for any reason by any court of competent jurisdiction, such provision shall be severed and the remainder of provisions of the terms and conditions shall continue in full force and effect as if the Term of Use had been executed with the invalid, illegal or unenforceable provision eliminated.
11. If there are any discrepancies in the information provided, please bring it to attention of Datanet for suitable rectification measures.

**Buy Online This Complete Book At
Datanet India eBooks Store**

www.indiastatpublications.com

or go directly at

[http://www.indiastatpublications.com/
Assembly_factbook/Kerala/Vadakara/Thalassery](http://www.indiastatpublications.com/Assembly_factbook/Kerala/Vadakara/Thalassery)


i **india**stat**elections**

