



Madhya Pradesh

Assembly Factbook™

Bhopal Dakshin-Paschim Assembly
Constituency



Key Electoral Data of Bhopal Dakshin-Paschim
Assembly Constituency (Vidhan Sabha)

Madhya Pradesh

Assembly Factbook™

Bhopal Dakshin-Paschim Assembly Constituency



Bhopal Dakshin-Paschim Vidhan Sabha

Editor & Director

Dr. R.K. Thukral

Research Editor

Dr. Shafeeq Rahman

**Compiled, Researched and Published by
Datanet India Pvt. Ltd.**

D-100, 1st Floor,
Okhla Industrial Area, Phase-I,
New Delhi- 110020.
Ph.: 91-11- 43580781-84
Email : support@indiastatpublications.com
Website : www.indiastatelections.com

Online Book Store :

www.indiastatpublications.com

Report No. : AFB/MP-152-0125

ISBN : 978-93-6219-592-0

First Edition : January, 2018

Eighth Updated Edition : January, 2025

Price : Rs.11500/-

US\$ 310

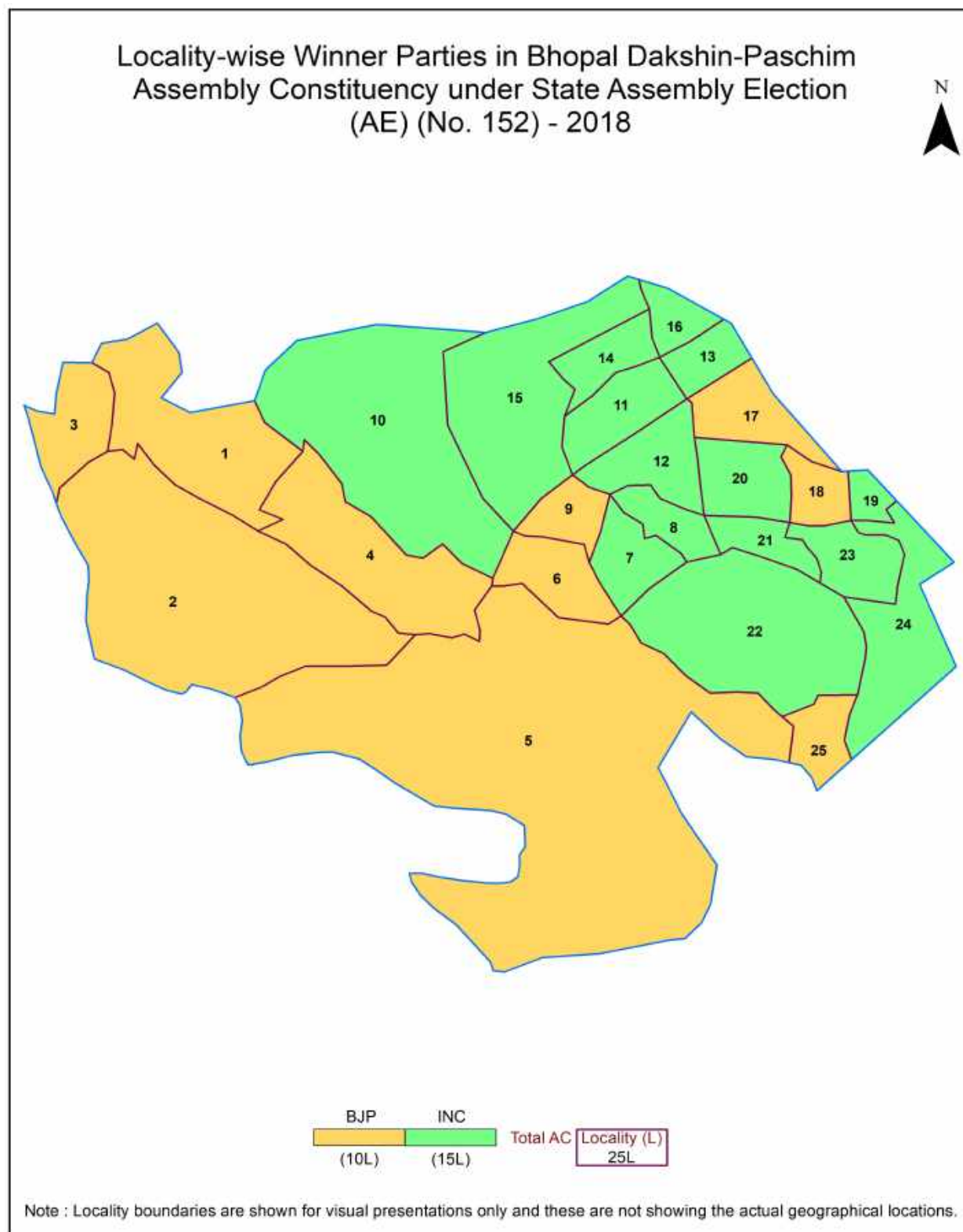
© Datanet India Pvt. Ltd.

All rights reserved. No part of this book may be reproduced, stored in a retrieval system or transmitted in any form or by any means, mechanical photocopying, photographing, scanning, recording or otherwise without the prior written permission of the publisher. Please refer to Disclaimer at page no. 190 for the use of this publication.

Printed in India

No.	Particulars	Page No.
	Introduction	
1	Assembly Constituency - (Vidhan Sabha) at a Glance Features of Assembly as per Delimitation Commission of India (2008)	1-2
	Location and Political Maps	
2	Location Map Boundaries of Assembly Constituency - (Vidhan Sabha) in District Boundaries of Assembly Constituency under Parliamentary Constituency - (Lok Sabha) Locality-wise Winner Parties- 2024, 2023, 2019, 2018, 2014, 2013, 2009 and 2008	3-11
	Administrative Setup (2011)	
3	District Sub-district Towns Villages Inhabited Villages Uninhabited Villages Village Panchayat Intermediate Panchayat	12
	Demographics (2011)	
4	Population Households Rural/Urban Population Sex Ratio (Total & 0-6 Years) Religious Population Social Population Literacy Rate	13
	Electoral Features	
5	Important Dates of Last Elections Held Electors by Gender Service Electors Voters Voters Turnout Polling Stations & Average Number of Electors per Polling Station Electors by Age Group Present Elected Representatives	14-19
	Historical Summary Election Results	
6	Vote Share of Major Parties Winning Margin (Number & Percentage) Polarity of Parties Summary Result of Assembly Segment of Parliamentary Elections 2024, 2019, 2014, 2009, 2004 and 1999 Summary Result of Assembly Elections 2023, 2018, 2013, 2008, 2003, 1998, 1993, 1990, 1985, 1980 and 1977	20-40
	Polling Station Level Election Results	
7	Name and Number of Polling Station 2024, 2023, 2019, 2018, 2014, 2013, 2009 and 2008 Polling Station-wise Electors, Voters & Voters Turnout 2024, 2023, 2019, 2018, 2014, 2013, 2009 and 2008 Polling Station wise Elections Results 2024, 2023, 2019, 2018, 2014, 2013, 2009 and 2008	41-184
	Share of Assembly Constituency	
8	Share of Assembly Constituency - (Vidhan Sabha) in State, District and Parliamentary Constituency - (Lok Sabha)	185
9	Abbreviation & Sources	187-188
10	Disclaimer	190

Location & Political Map



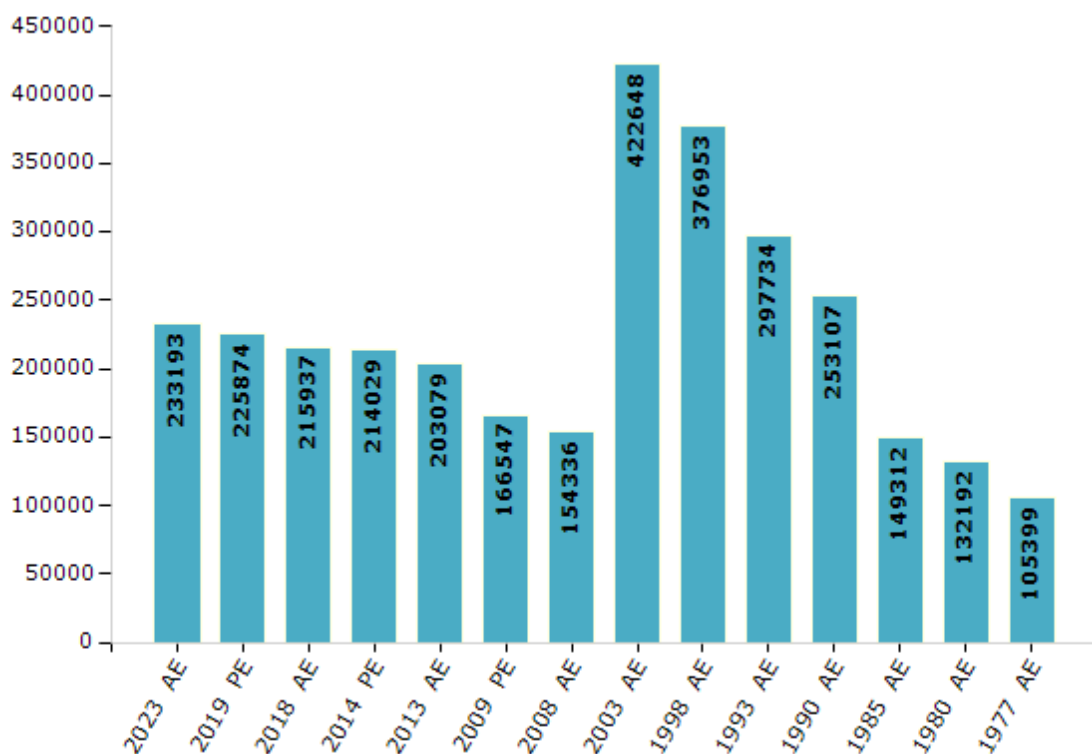
Electoral Features

Electors by Male & Female

Year	Male	Female	Others	Total
2023 AE	120607	112573	13	233193
2019 PE	119063	106797	14	225874
2018 AE	114338	101596	3	215937
2014 PE	113970	100054	5	214029
2013 AE	108312	94764	3	203079
2009 PE	89647	76900	-	166547
2008 AE	83139	71197	-	154336
2004 PE	-	-	-	-
2003 AE	222716	199932	-	422648
1999 PE	-	-	-	-
1998 AE	201177	175776	-	376953

Year	Male	Female	Others	Total
1993 AE	157054	140680	-	297734
1990 AE	135433	117674	-	253107
1985 AE	77517	71795	-	149312
1980 AE	72149	60043	-	132192
1977 AE	57146	48253	-	105399
1972 AE	-	-	-	-
1967 AE	-	-	-	-
1962 AE	-	-	-	-
1957 AE	-	-	-	-
1952 AE	-	-	-	-

Number of Electors

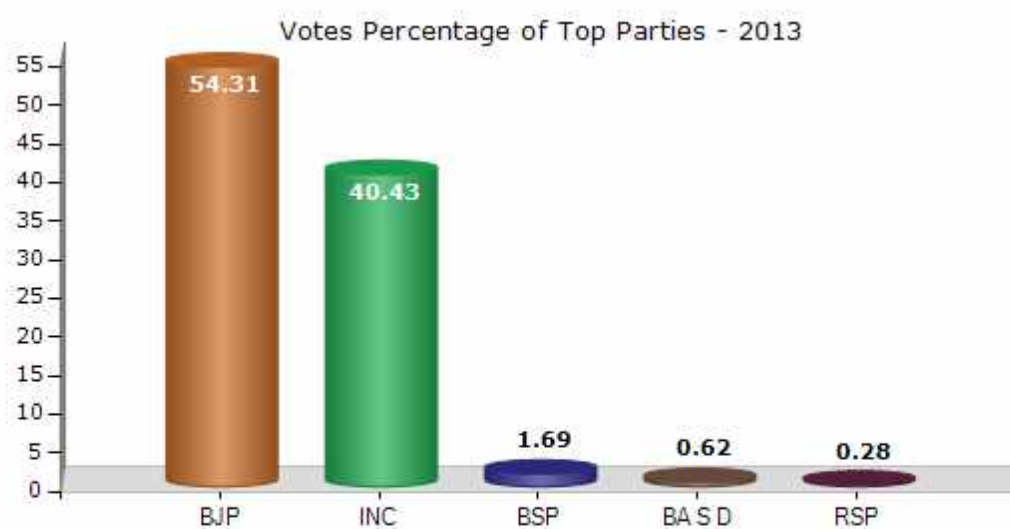


Note : AE : Assembly Election, PE : Assembly Segment of Parliamentary Election

Historical Summary Election Results

Summary Result of Assembly Election - 2013

Candidate Name	Party	Votes	Votes %
Umashankar Gupta	BJP	71167	54.31
Sanjeev Saxena	INC	52969	40.43
Rakesh Parve (Pappu Parve)	BSP	2213	1.69
Siddharth More	BA S D	817	0.62
Pt. Babulal Malviya	RSP	373	0.28
Dhananjay Singh Chouhan	IND	267	0.2
Sharad Kumar Saxena	IND	230	0.18
Ramkumar Agrawal	IND	197	0.15
Raghubeer Singh Markam	GGP	124	0.09
Shrimati Manvati Tiwari	JAMP	90	0.07
Dr. Dinesh Kumar Shukla	IND	78	0.06
	NOTA	2503	1.91



Polling Station Level Election Results

Number and Name of Polling Stations (PS) (2018)

Number of Polling Stations	Name of Polling Stations	Number of Polling Stations	Name of Polling Stations
1	Govt.Primary School Building Bisan Khedi	21	Police Public H. S. School Nehru Nagar West Part Room No-6
2	Govt.Primary School Building Gram Gaura	22	Police Public H. S. School Nehru Nagar West Part Room No-7
3	Forest Gest House Beelkheda	23	Police Public H. S. School Nehru Nagar West Part Room No-8
4	Kopal H. S. School Barkhedhi Kalan South Part Room No-11	24	Police Public H. S. School Nehru Nagar West Part Room No-9
5	Kopal H. S. School Barkhedhi Kalan East Part Room No- 12	25	Kopal H. S. School Nehru Nagar North Part Room No -3
6	Kopal H. S. School Barkhedhi Kalan North Parth Room No - 16	26	Kopal H. S. School Nehru Nagar West Part Room No -8
7	Govt. Primary School Building Barkhedhi Kalan Hallnorth Part	27	Kopal H. S. School Nehru Nagar West Part Room No -9
8	Govt. Primary School Building Sewaniyan Gond East Part Room No-2	28	Kopal H. S. School Nehru Nagar West Part Room No -10
9	Govt. Primary School Building Sewaniyan Gond East Part Room No-3	29	Kopal H. S. School Nehru Nagar West Part Room No -11
10	Govt. Primary School Building Sewaniyan Gond East Part Room No-4	30	Kopal H. S. School Nehru Nagar South Part Room No-12
11	Sardar Vallabh Bhai Patel High School Suraj Nagar East Part Room No- 1	31	Kopal H. S. School Nehru Nagar South Part Room No-13
12	Sardar Vallabh Bhai Patel High School Suraj Nagar East Part Room No- 2	32	Kopal H. S. School Barkhedhi Kalan South Part Room No-14
13	Govt. Middle School Building Near Water Tank, D Sector Nehru Nagar East Part Room No- 1	33	Community Hall,Naya Basera, East Part
14	Govt. Middle School Building Near Water Tank, D Sector Nehru Nagar East Part Room No- 2	34	Community Hall,Naya Basera, West Part
15	Kopal H.Sec. School, Nehru Nagar North Parth Room No-2	35	Maa Kalyani Mahila Uttan Samiti Sant Ravidas Nagar Aganwadi No 789 Naya Besera East Part
16	Police Public H.S.School Nehru Nagar West Part Room No -1	36	Maa Kalyani Mahila Uttan Samiti Sant Ravidas Nagar Aganwadi No 789 Naya Besera North Part
17	Pulic Public H.S.School Nehru Nagar West Part Room No-2	37	Kamla Nehru Pa High School Kamla Nagar East Part Room No-11
18	Pulic Public H.S.School Nehru Nagar West Part Room No-3	38	Kamla Nehru Pa High School Kamla Nagar East Part Room No-12
18A	Pulic Public H.S.School Nehru Nagar West Part Room No-3	39	Kamla Nehru Pa High School Kamla Nagar West Part Room No -13
19	Police Public H.S.School Nehru Nagar West Part Room No -4	40	Kamla Nehru Pa High School Kamla Nagar West Part Room No -14
20	Police Public H. S. School Nehru Nagar West Part Room No-5	41	Kamla Nehru Pa High School Kamla Nagar West Part Room No -16

Contd....

Polling Station Level Election Results

Polling Station-wise Votes Secured by Overall Top Five Parties in Bhopal Dakshin-Paschim Assembly in Assembly Election (AE) under Bhopal Parliamentary Constituency in Madhya Pradesh (2018)

Number of Polling Station	Winner - P.C. Sharma (INC)	Runner-up - Umashankar Gupta (BJP)	3rd - Randheer Bhojane (BSP)	4th - Dr.Kanti Lal Sahu (Retd. Director Health) (SPAKP)	5th - Alok Agarwal (AAP)	NOTA	Other	Total Votes Secured
35	210	261	7	0	5	0	8	491
36	232	204	9	0	8	6	11	470
37	183	224	2	2	3	3	6	423
38	132	176	4	6	2	1	3	324
39	101	126	0	5	0	1	4	237
40	158	204	4	3	2	2	2	375
41	174	116	2	0	0	1	4	297
42	195	231	2	8	10	13	11	470
43	78	112	0	9	4	2	2	207
44	259	288	3	31	17	11	1	610
45	327	174	4	5	10	3	11	534
46	155	224	1	11	6	2	6	405
47	76	137	0	10	7	1	3	234
48	267	355	7	16	5	9	22	681
49	222	287	4	9	4	4	4	534
50	287	335	13	19	6	5	8	673
51	138	169	0	8	6	8	2	331
52	337	164	1	1	6	1	11	521
53	257	435	7	27	10	8	10	754
54	229	335	4	5	10	6	10	599
55	154	217	1	12	10	7	2	403
56	156	123	3	17	4	8	5	316
57	213	196	7	43	7	2	5	473
58	309	211	5	4	9	3	6	547
59	300	213	7	4	8	3	6	541
60	192	136	4	0	2	1	2	337
61	407	228	7	4	10	1	9	666
62	227	113	2	0	7	3	4	356
63	345	241	4	3	3	1	7	604
64	341	216	15	0	8	6	13	599
65	254	319	2	0	1	1	18	595
66	208	258	5	17	5	5	8	506
67	78	145	0	15	3	6	1	248
68	19	24	0	3	0	0	0	46
69	21	18	0	1	2	1	2	45

Contd....

Polling Station Level Election Results

Winner, Runner-up and 3rd Party Position & Winning Margin According to Polling Stations in Bhopal Dakshin-Paschim Assembly in Assembly Election (AE) under Bhopal Parliamentary Constituency in Madhya Pradesh (2018)

Polling Station Number	Winner Party	Winner Votes (%)	Runner-up Party	Runner-up Votes (%)	Winning Margin Votes (%)	Third Party	Third Party Votes (%)	Other Votes (%)
66	BJP	258 (50.99)	INC	208 (41.11)	50 (9.88)	SPAKP	17 (3.36)	23 (4.55)
67	BJP	145 (58.47)	INC	78 (31.45)	67 (27.02)	SPAKP	15 (6.05)	10 (4.03)
68	BJP	24 (52.17)	INC	19 (41.3)	5 (10.87)	SPAKP	3 (6.52)	0 (0)
69	INC	21 (46.67)	BJP	18 (40)	3 (6.67)	AAP	2 (4.44)	4 (8.89)
70	BJP	366 (64.21)	INC	171 (30)	195 (34.21)	BSP	6 (1.05)	27 (4.74)
71	BJP	189 (47.61)	INC	175 (44.08)	14 (3.53)	SPAKP	24 (6.05)	9 (2.27)
72	INC	226 (46.79)	BJP	221 (45.76)	5 (1.03)	AAP	10 (2.07)	26 (5.38)
73	BJP	238 (49.48)	INC	210 (43.66)	28 (5.82)	AAP	12 (2.49)	21 (4.37)
74	BJP	263 (48.35)	INC	253 (46.51)	10 (1.84)	SPAKP	7 (1.29)	21 (3.86)
75	INC	180 (43.9)	BJP	176 (42.93)	4 (0.97)	SPAKP	30 (7.32)	24 (5.85)
76	BJP	247 (44.34)	INC	224 (40.22)	23 (4.12)	SPAKP	41 (7.36)	45 (8.08)
77	BJP	157 (46.87)	INC	127 (37.91)	30 (8.96)	SPAKP	28 (8.36)	23 (6.87)
78	BJP	288 (59.14)	INC	137 (28.13)	151 (31.01)	SPAKP	36 (7.39)	26 (5.34)
79	BJP	162 (52.09)	INC	120 (38.59)	42 (13.5)	SPAKP	17 (5.47)	12 (3.86)
80	BJP	325 (53.1)	INC	204 (33.33)	121 (19.77)	SPAKP	46 (7.52)	37 (6.05)
81	INC	406 (53.63)	BJP	309 (40.82)	97 (12.81)	GGP	17 (2.25)	25 (3.3)
82	INC	212 (50.6)	BJP	189 (45.11)	23 (5.49)	GGP	7 (1.67)	11 (2.63)
83	INC	289 (49.91)	BJP	256 (44.21)	33 (5.7)	GGP	12 (2.07)	22 (3.8)
84	BJP	139 (46.64)	INC	135 (45.3)	4 (1.34)	BSP	7 (2.35)	17 (5.7)
85	BJP	172 (48.45)	INC	150 (42.25)	22 (6.2)	BSP	10 (2.82)	23 (6.48)
86	INC	345 (55.92)	BJP	230 (37.28)	115 (18.64)	BSP	21 (3.4)	21 (3.4)
87	BJP	231 (50.22)	INC	201 (43.7)	30 (6.52)	BSP	13 (2.83)	15 (3.26)
88	INC	235 (65.64)	BJP	108 (30.17)	127 (35.47)	AAP	5 (1.4)	10 (2.79)
89	INC	238 (55.09)	BJP	147 (34.03)	91 (21.06)	BSP	23 (5.32)	24 (5.56)
90	INC	229 (58.12)	BJP	132 (33.5)	97 (24.62)	BSP	8 (2.03)	25 (6.35)
91	INC	308 (56.51)	BJP	201 (36.88)	107 (19.63)	BSP	10 (1.83)	26 (4.77)
92	INC	216 (54.41)	BJP	151 (38.04)	65 (16.37)	BSP	17 (4.28)	13 (3.27)
93	INC	124 (48.25)	BJP	118 (45.91)	6 (2.34)	AAP	7 (2.72)	8 (3.11)
94	BJP	295 (50.95)	INC	251 (43.35)	44 (7.6)	BSP	9 (1.55)	24 (4.15)
95	INC	373 (73.86)	BJP	91 (18.02)	282 (55.84)	BSP	20 (3.96)	21 (4.16)
96	BJP	307 (50.49)	INC	261 (42.93)	46 (7.56)	SPAKP	14 (2.3)	26 (4.28)
97	BJP	266 (51.15)	INC	229 (44.04)	37 (7.11)	AAP	6 (1.15)	19 (3.65)
98	INC	300 (58.37)	BJP	195 (37.94)	105 (20.43)	BSP	11 (2.14)	8 (1.56)

Contd....

DISCLAIMER

The Terms of Use and Disclaimer of Datanet India Private Limited (hereinafter referred to as "Datanet") for use of this analysis report of **Bhopal Dakshin-Paschim Assembly Constituency (Bhopal Dakshin-Paschim Vidhan Sabha) :-**

1. **Assembly Factbook™** is a Registered Trade Mark owned by Datanet.
2. All the maps are sketched and graphical representation only and have not been drawn to the scale and also not to represent the actual geographical area or boundary of the unit.
3. The data for the aforesaid analysis is based on authentic sources and has been culled from the various publications of Census, CSO and NSSO for district and block level data, various central and state government departments, Central & State Elections Commissions and the concerned Returning Officers' releases, Electoral Rolls, Election results and allied publications, internal assessment, surveys, estimates and analysis. Therefore, certain adjustment of data at micro level may have been done to arrive closer to the macro data.
4. Data have been provided on an "As Is" and "As AVAILABLE" basis
5. The colours shown in the maps or diagram and charts of a particular party, alliance or AC are indicative and do not represent them.
6. This publication which includes maps, sheets, graphs and data would be the property under copyright of Datanet only. The user may use these for its internal study, analysis and research purposes. It's public display, re-selling or any commercial uses by the user are not allowed.
7. Datanet has taken due care and caution in compilation and processing of data and allied information, but does not guarantee the accuracy, adequacy or completeness of any information/analysis and will be not responsible for any errors or omissions or for the results obtained from the use of such information/analysis.
8. All the contents for the publication have been culled from various authentic sources and Datanet reasonably believes such sources to be reliable, but does not make any representations, express or implied as to the accuracy or fitness of use of such information. The information or contents of the information/analysis do not constitute advice and should not be relied upon in making (or refraining from making) any decision. Any reliance placed upon the information provided by Datanet is the sole responsibility and strictly at the user's risk.
9. In no event will Datanet be liable for any damages (including, without limitation, damages for loss of business projects, or loss of profits) arising in contract, tort or otherwise from the use of or inability to use any of its contents, or from any action taken (or refrained from being taken) as a result of using the analysis or any of its contents. Datanet its directors, owners, editors, officials, employees, distributor and agents or any associate will not be liable for any errors in the information contained or any consequences arising from the use of the contents of the provided information/analysis.
10. If any provision of these terms and conditions is held invalid or illegal or unenforceable for any reason by any court of competent jurisdiction, such provision shall be severed and the remainder of provisions of the terms and conditions shall continue in full force and effect as if the Term of Use had been executed with the invalid, illegal or unenforceable provision eliminated.
11. If there are any discrepancies in the information provided, please bring it to attention of Datanet for suitable rectification measures.

Buy Online This Complete Book At
Datanet India eBooks Store

www.indiastatpublications.com

or go directly at

[http://www.indiastatpublications.com/
Assembly_factbook/Madhya_Pradesh/Bhopal/
Bhopal_Dakshin-Paschim](http://www.indiastatpublications.com/Assembly_factbook/Madhya_Pradesh/Bhopal/Bhopal_Dakshin-Paschim)

 **india**stat**elections**

ISBN : 978-93-6219-592-0



9 789362 195920