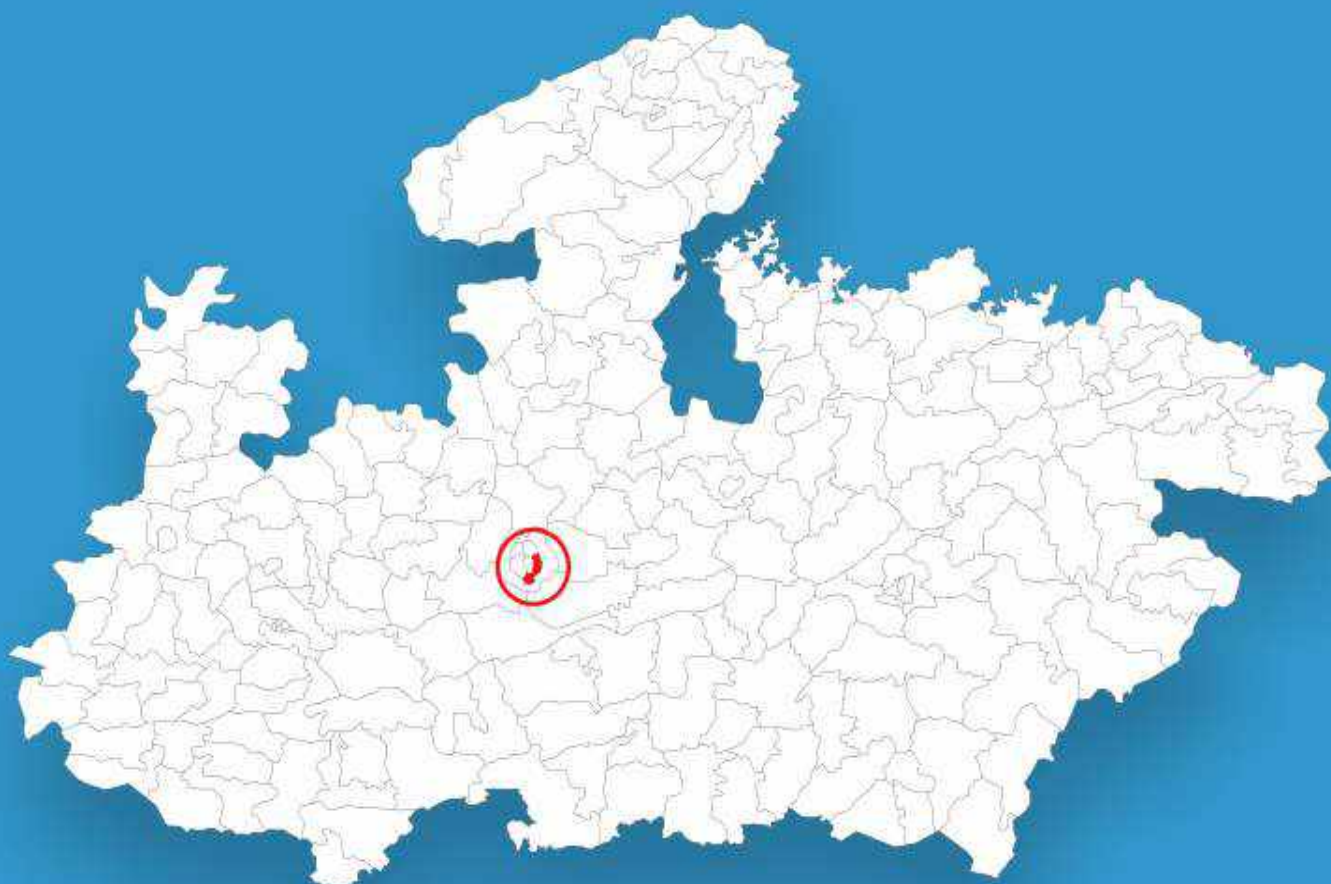




Madhya Pradesh

# Assembly Factbook™

Govindpura Assembly Constituency



Key Electoral Data of Govindpura  
Assembly Constituency (Vidhan Sabha)

Madhya Pradesh  
**Assembly Factbook**<sup>TM</sup>

Govindpura Assembly Constituency



Govindpura Vidhan Sabha

## **Editor & Director**

Dr. R.K. Thukral

## **Research Editor**

Dr. Shafeeq Rahman

## **Compiled, Researched and Published by Datanet India Pvt. Ltd.**

D-100, 1st Floor,

Okhla Industrial Area, Phase-I,  
New Delhi- 110020.

Ph.: 91-11- 43580781-84

Email : support@indiastatpublications.com

Website : www.indiastatelections.com

## **Online Book Store :**

www.indiastatpublications.com

**Report No. :** AFB/MP-154-0125

**ISBN :** 978-93-87165-64-9

**First Edition :** January, 2018

**Eighth Updated Edition :** January, 2025

**Price :** Rs. 11500/-

US\$ 310

**© Datanet India Pvt. Ltd.**

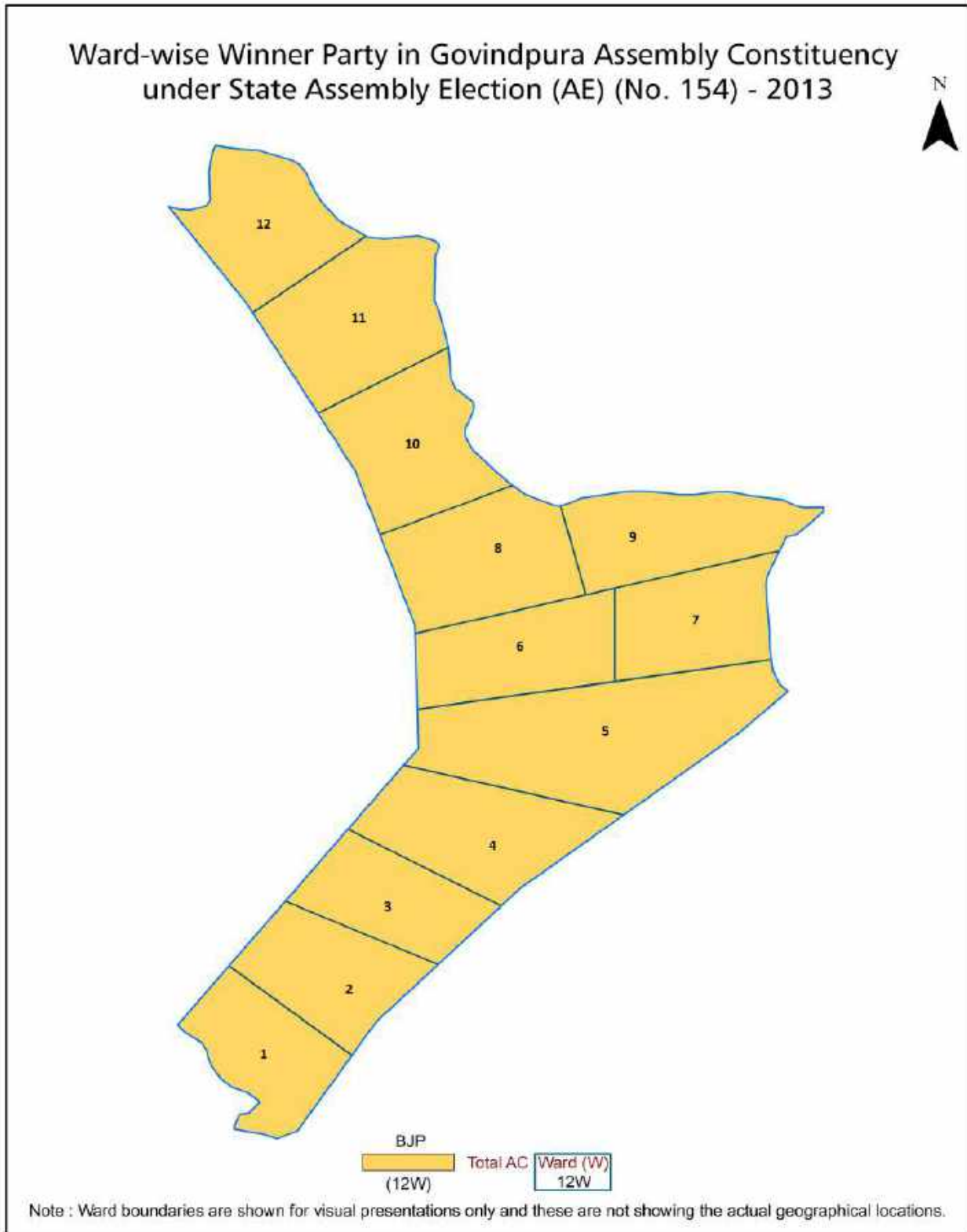
All rights reserved. No part of this book may be reproduced, stored in a retrieval system or transmitted in any form or by any means, mechanical photocopying, photographing, scanning, recording or otherwise without the prior written permission of the publisher. Please refer to Disclaimer at page no. 234 for the use of this publication.

Printed in India

# Contents

No.	Particulars	Page No.
	<b>Introduction</b>	
1	Assembly Constituency - (Vidhan Sabha) at a Glance   Features of Assembly as per Delimitation Commission of India (2008)	1-2
	<b>Location and Political Maps</b>	
2	Location Map   Boundaries of Assembly Constituency - (Vidhan Sabha) in District   Boundaries of Assembly Constituency under Parliamentary Constituency - (Lok Sabha)   Ward-wise Winner Parties- 2024, 2023, 2019, 2018, 2014, 2013, 2009 and 2008	3-11
	<b>Administrative Setup (2011)</b>	
3	District   Sub-district   Towns   Villages   Inhabited Villages   Uninhabited Villages   Village Panchayat   Intermediate Panchayat	12
	<b>Demographics (2011)</b>	
4	Population   Households   Rural/Urban Population   Ward by Population Size   Sex Ratio (Total & 0-6 Years)   Religious Population   Social Population   Literacy Rate	13-14
	<b>Electoral Features</b>	
5	Important Dates of Last Elections Held   Electors by Gender   Service Electors   Voters   Voters Turnout   Polling Stations & Average Number of Electors per Polling Station   Electors by Age Group   Present Elected Representatives	15-20
	<b>Historical Summary Election Results</b>	
6	Vote Share of Major Parties   Winning Margin (Number & Percentage)   Polarity of Parties   Summary Result of Assembly Segment of Parliamentary Elections 2024, 2019, 2014, 2009, 2004 and 1999   Summary Result of Assembly Elections 2023, 2018, 2013, 2008, 2003, 1998, 1993, 1990, 1985, 1980, 1977, 1972 and 1967	21-42
	<b>Polling Station Level Election Results</b>	
7	Name and Number of Polling Station 2024, 2023, 2019, 2018, 2014, 2013, 2009 and 2008   Polling Station-wise Electors, Voters & Voters Turnout 2024, 2023, 2019, 2018, 2014, 2013, 2009 and 2008   Polling Station wise Elections Results 2024, 2023, 2019, 2018, 2014, 2013, 2009 and 2008	43-228
	<b>Share of Assembly Constituency</b>	
8	Share of Assembly Constituency - (Vidhan Sabha) in State, District and Parliamentary Constituency - (Lok Sabha)	229
9	<b>Abbreviation &amp; Sources</b>	231-232
10	<b>Disclaimer</b>	234

## Location & Political Map

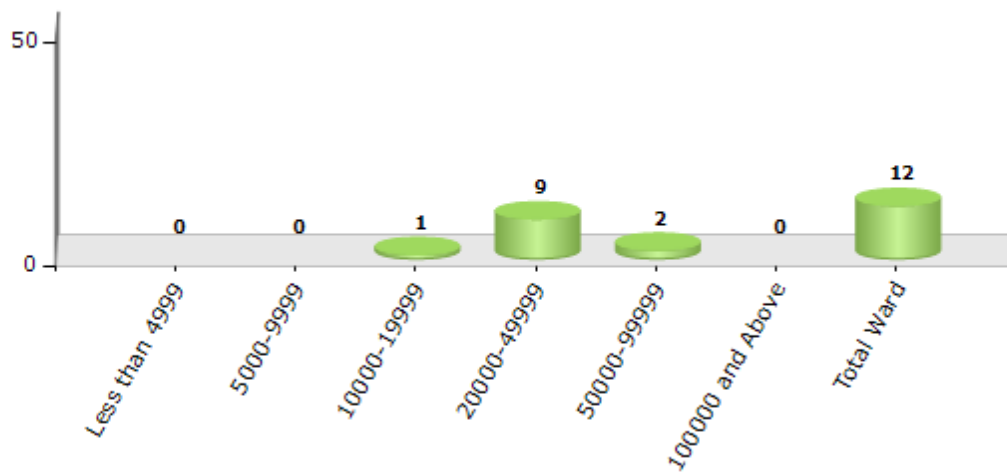


## Demographics

### Number of Ward by Population Size - 2011

Less than 4999	5000-9999	10000-19999	20000-49999	50000-99999	100000 and Above	Total Ward
0	0	1	9	2	0	12

Number of Ward by Population Size - 2011

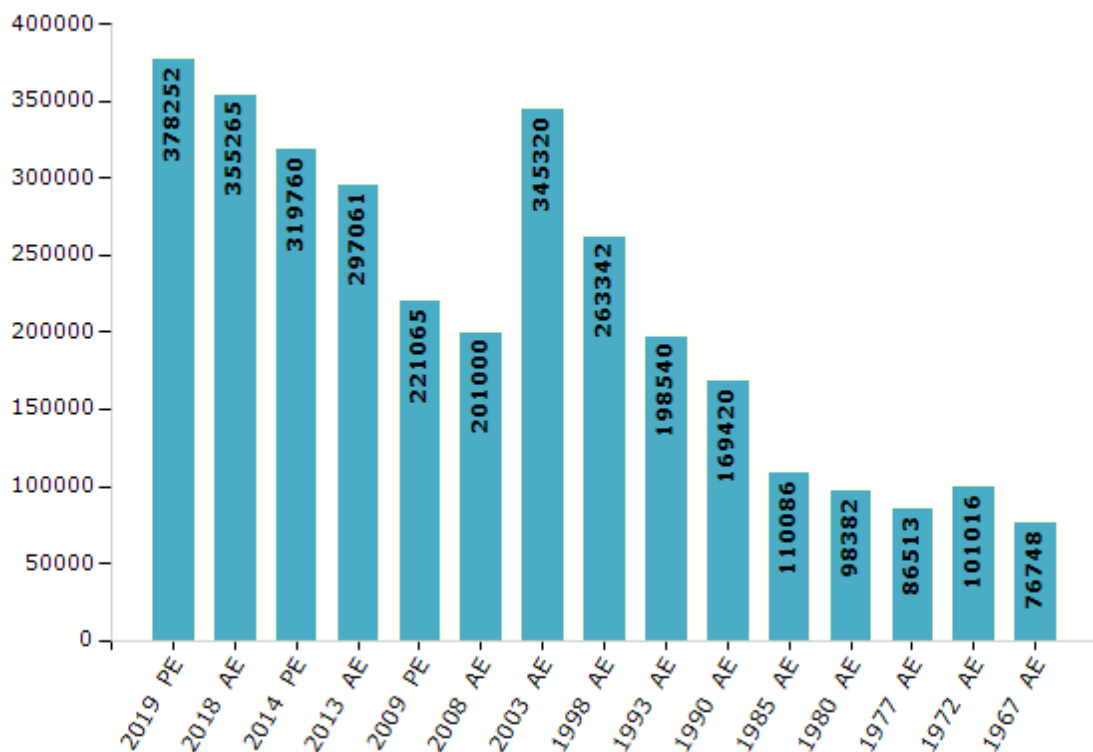


## Electoral Features

### Electors by Male & Female

Year	Male	Female	Others	Total	Year	Male	Female	Others	Total
2019 PE	200058	178176	18	378252	1993 AE	105071	93469	-	198540
2018 AE	189012	166237	16	355265	1990 AE	90960	78460	-	169420
2014 PE	171323	148423	14	319760	1985 AE	58322	51764	-	110086
2013 AE	159590	137463	8	297061	1980 AE	52472	45910	-	98382
2009 PE	119422	101643	-	221065	1977 AE	46965	39548	-	86513
2008 AE	108801	92199	-	201000	1972 AE	52590	48426	-	101016
2004 PE	-	-	-	-	1967 AE	-	-	-	76748
2003 AE	182485	162835	-	345320	1962 AE	-	-	-	-
1999 PE	-	-	-	-	1957 AE	-	-	-	-
1998 AE	141893	121449	-	263342	1952 AE	-	-	-	-

Number of Electors



Note : AE : Assembly Election, PE : Assembly Segment of Parliamentary Election



## Historical Summary Election Results

### Summary Result of Assembly Election - 2013

Candidate Name	Party	Votes	Votes %
Baboolal Gour	BJP	116586	64.34
Govind Goyal	INC	45942	25.35
Sanjay Saxena	SHS	8466	4.67
Rampal Dhosale	BSP	3517	1.94
Dwarka Prasad Sen	IND	404	0.22
Balram Uchchal Urf Sunny Peter	IND	362	0.2
Rahul Kumar Saxena	IND	339	0.19
K.P. Dwivedi	SUCI	335	0.18
Gulab Yadav	SP	305	0.17
Nag Sen Tayade	IND	224	0.12
Anil Wani	IND	180	0.1
Shrimati Urmila Singh Porte	ABGP	173	0.1
Harshwardhan Singh Rajput	NCP	129	0.07
Devendra Prakash	IND	119	0.07
Ganesh Bharti	BSCP	109	0.06
	NOTA	4011	2.21



## Polling Station Level Election Results

### Number and Name of Polling Stations (PS) (2018)

Number of Polling Stations	Name of Polling Stations	Number of Polling Stations	Name of Polling Stations
1	Govt Middle School Building Malikhedi	22	Nagar Nigam Office Ward 72 Bhanpur
2	B S Convent School Shabri Nagar	23	Vidya Sagar U M B Bhanpur
3	B S Convent School Shabri Nagar	24	Vidya Sagar U M B Bhanpur
4	Govt Primary School Building Khejdha Baramd	25	Vidhya Sagar Hr Sec School Bhanpur
5	Govt Primary School Building Khejdha Baramd	26	Vidhya Sagar Hr Sec School Bhanpur
6	Suraj Premium Convent School Bhanpur Booth No 1	27	Vidhya Sagar Hr Sec School Bhanpur Booth 1
7	Suraj Premium Convent School Bhanpur Booth No 1	28	Govt.Naveen High School Bhanpur Booth No-2
8	Suraj Premium Convent School Bhanpur Booth No 2	29	Govt.Naveen High School Bhanpur Booth No-2
9	Suraj Premium Convent School Bhanpur Booth No 2	30	New Senior H S School Bhanpur
10	Chhatrapati Shivaji High School Shivnagar	31	New Senior H S School Bhanpur
11	Chhatrapati Shivaji High School Shivnagar	32	Govt.Naveen High School Bhanpur Booth No-2
12	Ritik Convent Higher Secondary School	33	Govt.Naveen High School Bhanpur Booth No-2
13	Ritik Convent Higher Secondary School	34	New Senior H S School Bhanpur
14	Ritik Convent Higher Secondary School	35	New Senior H S School Bhanpur
15	Suraj Premium Convent School Bhanpur Booth No-3	36	Govt.Naveen High School Bhanpur Booth No-2
16	Suraj Premium Convent School Bhanpur Booth No-3	37	Balaji Co -Ed School Kalyan Nagar Booth No-1
17	Suraj Premium Convent School Bhanpur	38	Balaji Co -Ed School Kalyan Nagar Booth No-1
18	Suraj Premium Convent School Bhanpur	39	Glacier Convent Coed School Bhanpur
19	Suraj Premium Convent School Bhanpur Booth No 2	40	Glacier Convent Coed School Bhanpur
20	Woman And Children Welfare Center (Aganwadi)Chandwadi Chola	41	Glacier Convent Coed School Bhanpur
21	Nagar Nigam Office Ward 72 Bhanpur	42	Genious Convent School Kalyan Nagar

Contd....

## Polling Station Level Election Results

### Polling Station-wise Votes Secured by Overall Top Five Parties in Govindpura Assembly in Assembly Election (AE) under Bhopal Parliamentary Constituency in Madhya Pradesh (2018)

Number of Polling Station	Winner - Krishna Gaur (BJP)	Runner-up - Girish Sharma (INC)	3rd - Babulal Valmiki (BSP)	4th - Shailendra Vyas (SPAKP)	5th - Manoj Kumar Pal (AAP)	NOTA	Other	Total Votes Secured
36	545	300	13	3	3	1	20	885
37	486	195	18	2	2	2	9	714
38	293	206	11	1	2	1	8	522
39	226	89	8	1	0	1	10	335
40	421	163	8	0	0	3	20	615
41	376	220	13	1	0	1	13	624
42	391	94	10	0	2	2	3	502
43	317	99	10	1	1	0	11	439
44	344	83	20	1	0	2	12	462
45	181	67	7	1	1	3	9	269
46	449	200	13	11	2	6	3	684
47	375	229	0	4	2	4	10	624
48	567	320	22	25	7	13	23	977
49	215	188	26	14	3	4	8	458
50	151	132	9	6	5	3	10	316
51	472	159	8	0	0	11	9	659
52	453	190	18	2	2	5	21	691
53	471	184	8	1	2	6	11	683
54	402	154	4	2	0	3	17	582
55	390	142	4	0	3	3	12	554
56	416	178	5	0	0	4	8	611
57	379	310	6	1	0	2	16	714
58	339	117	9	1	3	4	4	477
59	307	182	11	2	0	2	11	515
60	321	131	7	1	0	5	7	472
61	423	157	2	2	2	2	13	601
62	509	158	10	3	2	5	4	691
63	346	418	11	1	0	17	41	834
64	271	137	6	3	1	6	2	426
65	331	173	6	4	1	5	3	523
66	288	221	4	2	1	6	10	532
67	345	257	3	2	3	14	5	629
68	280	155	5	6	2	12	4	464
69	415	214	10	3	0	7	6	655
70	192	181	6	4	1	7	1	392

Contd....

## Polling Station Level Election Results

### Winner, Runner-up and 3rd Party Position & Winning Margin According to Polling Stations in Govindpura Assembly in Assembly Election (AE) under Bhopal Parliamentary Constituency in Madhya Pradesh (2018)

Polling Station Number	Winner Party	Winner Votes (%)	Runner-up Party	Runner-up Votes (%)	Winning Margin Votes (%)	Third Party	Third Party Votes (%)	Other Votes (%)
67	BJP	345 (54.85)	INC	257 (40.86)	88 (13.99)	BSP	3 (0.48)	24 (3.82)
68	BJP	280 (60.34)	INC	155 (33.41)	125 (26.93)	SPAKP	6 (1.29)	23 (4.96)
69	BJP	415 (63.36)	INC	214 (32.67)	201 (30.69)	BSP	10 (1.53)	16 (2.44)
70	BJP	192 (48.98)	INC	181 (46.17)	11 (2.81)	BSP	6 (1.53)	13 (3.32)
71	BJP	454 (60.61)	INC	264 (35.25)	190 (25.36)	BSP	10 (1.34)	21 (2.8)
72	BJP	414 (62.07)	INC	223 (33.43)	191 (28.64)	BSP	12 (1.8)	18 (2.7)
73	BJP	374 (57.81)	INC	245 (37.87)	129 (19.94)	BSP	16 (2.47)	12 (1.85)
74	BJP	274 (61.16)	INC	152 (33.93)	122 (27.23)	SPAKP	7 (1.56)	15 (3.35)
75	BJP	326 (54.33)	INC	246 (41)	80 (13.33)	SPAKP	6 (1)	22 (3.67)
76	BJP	438 (58.79)	INC	256 (34.36)	182 (24.43)	BSP	22 (2.95)	29 (3.89)
77	BJP	234 (57.64)	INC	156 (38.42)	78 (19.22)	IND (HS)	2 (0.49)	14 (3.45)
78	BJP	393 (58.4)	INC	249 (37)	144 (21.4)	BSP	4 (0.59)	27 (4.01)
79	INC	400 (49.81)	BJP	330 (41.1)	70 (8.71)	IND (RKS)	14 (1.74)	59 (7.35)
80	INC	562 (63.08)	BJP	298 (33.45)	264 (29.63)	IND (RKS)	10 (1.12)	21 (2.36)
81	BJP	524 (61.14)	INC	306 (35.71)	218 (25.43)	IND (RKS)	5 (0.58)	22 (2.57)
82	BJP	312 (51.06)	INC	260 (42.55)	52 (8.51)	AAP	12 (1.96)	27 (4.42)
83	BJP	226 (49.13)	INC	220 (47.83)	6 (1.3)	BSP	2 (0.43)	12 (2.61)
84	BJP	267 (54.94)	INC	200 (41.15)	67 (13.79)	BSP	5 (1.03)	14 (2.88)
85	BJP	304 (59.96)	INC	179 (35.31)	125 (24.65)	BSP	4 (0.79)	20 (3.94)
86	BJP	169 (47.08)	INC	162 (45.13)	7 (1.95)	BSP	7 (1.95)	21 (5.85)
87	BJP	164 (47.4)	INC	164 (47.4)	0 (0)	SPAKP	4 (1.16)	14 (4.05)
88	BJP	263 (53.35)	INC	208 (42.19)	55 (11.16)	AAP	6 (1.22)	16 (3.25)
89	BJP	213 (50.35)	INC	184 (43.5)	29 (6.85)	SPAKP	8 (1.89)	18 (4.26)
90	BJP	331 (56.2)	INC	214 (36.33)	117 (19.87)	SPAKP	11 (1.87)	33 (5.6)
91	BJP	270 (55.44)	INC	188 (38.6)	82 (16.84)	SPAKP	13 (2.67)	16 (3.29)
92	BJP	368 (52.35)	INC	283 (40.26)	85 (12.09)	SPAKP	13 (1.85)	39 (5.55)
93	BJP	323 (53.21)	INC	244 (40.2)	79 (13.01)	BSP	11 (1.81)	29 (4.78)
94	BJP	228 (51.24)	INC	196 (44.04)	32 (7.2)	SPAKP	7 (1.57)	14 (3.15)
95	BJP	298 (56.23)	INC	217 (40.94)	81 (15.29)	BSP	3 (0.57)	12 (2.26)
96	BJP	307 (54.63)	INC	237 (42.17)	70 (12.46)	SPAKP	6 (1.07)	12 (2.14)
97	BJP	428 (58.47)	INC	264 (36.07)	164 (22.4)	SPAKP	19 (2.6)	21 (2.87)
98	BJP	250 (54.82)	INC	191 (41.89)	59 (12.93)	BSP	3 (0.66)	12 (2.63)
99	BJP	457 (50.16)	INC	354 (38.86)	103 (11.3)	IND (HS)	36 (3.95)	64 (7.03)

Contd....

## DISCLAIMER

The Terms of Use and Disclaimer of Datanet India Private Limited (hereinafter referred to as "Datanet") for use of this analysis report of **Govindpura Assembly Constituency (Govindpura Vidhan Sabha)** :-

1. **Assembly Factbook™** is a Registered Trade Mark owned by Datanet.
2. All the maps are sketched and graphical representation only and have not been drawn to the scale and also not to represent the actual geographical area or boundary of the unit.
3. The data for the aforesaid analysis is based on authentic sources and has been culled from the various publications of Census, CSO and NSSO for district and block level data, various central and state government departments, Central & State Elections Commissions and the concerned Returning Officers' releases, Electoral Rolls, Election results and allied publications, internal assessment, surveys, estimates and analysis. Therefore, certain adjustment of data at micro level may have been done to arrive closer to the macro data.
4. Data have been provided on an "As Is" and "As AVAILABLE" basis
5. The colours shown in the maps or diagram and charts of a particular party, alliance or AC are indicative and do not represent them.
6. This publication which includes maps, sheets, graphs and data would be the property under copyright of Datanet only. The user may use these for its internal study, analysis and research purposes. It's public display, re-selling or any commercial uses by the user are not allowed.
7. Datanet has taken due care and caution in compilation and processing of data and allied information, but does not guarantee the accuracy, adequacy or completeness of any information/analysis and will be not responsible for any errors or omissions or for the results obtained from the use of such information/analysis.
8. All the contents for the publication have been culled from various authentic sources and Datanet reasonably believes such sources to be reliable, but does not make any representations, express or implied as to the accuracy or fitness of use of such information. The information or contents of the information/analysis do not constitute advice and should not be relied upon in making (or refraining from making) any decision. Any reliance placed upon the information provided by Datanet is the sole responsibility and strictly at the user's risk.
9. In no event will Datanet be liable for any damages (including, without limitation, damages for loss of business projects, or loss of profits) arising in contract, tort or otherwise from the use of or inability to use any of its contents, or from any action taken (or refrained from being taken) as a result of using the analysis or any of its contents. Datanet its directors, owners, editors, officials, employees, distributor and agents or any associate will not be liable for any errors in the information contained or any consequences arising from the use of the contents of the provided information/analysis.
10. If any provision of these terms and conditions is held invalid or illegal or unenforceable for any reason by any court of competent jurisdiction, such provision shall be severed and the remainder of provisions of the terms and conditions shall continue in full force and effect as if the Term of Use had been executed with the invalid, illegal or unenforceable provision eliminated.
11. If there are any discrepancies in the information provided, please bring it to attention of Datanet for suitable rectification measures.

**Buy Online This Complete Book At  
Datanet India eBooks Store**

[www.indiastatpublications.com](http://www.indiastatpublications.com)

or go directly at

[http://www.indiastatpublications.com/  
Assembly\\_factbook/Madhya\\_Pradesh/Bhopal/ Govindpura](http://www.indiastatpublications.com/Assembly_factbook/Madhya_Pradesh/Bhopal/Govindpura)



**i** **indiastat** **elections**

