



Madhya Pradesh

Assembly Factbook™

Indore-2 Assembly Constituency

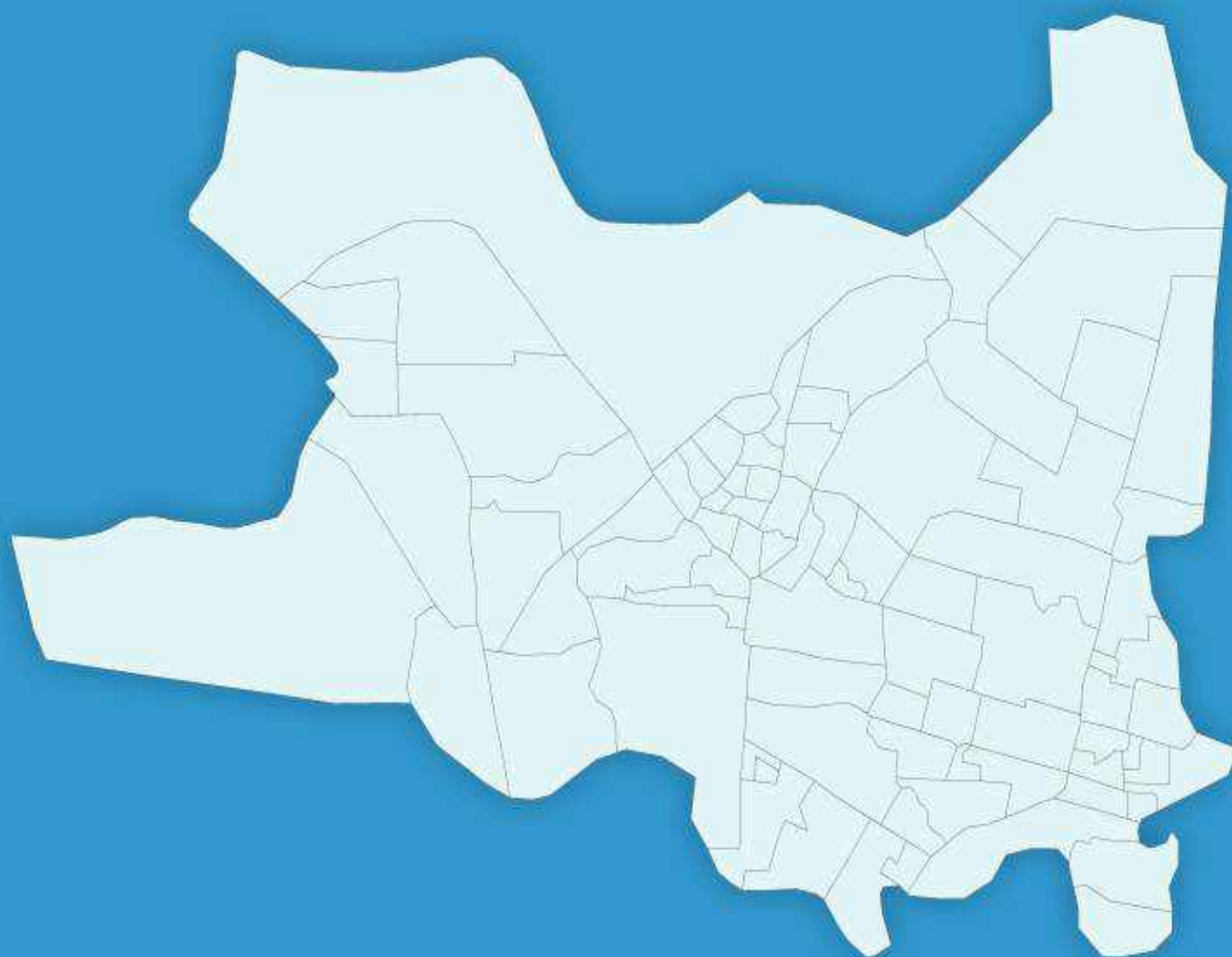


Key Electoral Data of Indore-2
Assembly Constituency (Vidhan Sabha)

Madhya Pradesh

Assembly Factbook™

Indore-2 Assembly Constituency



Indore-2 Vidhan Sabha

Editor & Director

Dr. R.K. Thukral

Research Editor

Dr. Shafeeq Rahman

Compiled, Researched and Published by Datanet India Pvt. Ltd.

D-100, 1st Floor,

Okhla Industrial Area, Phase-I,
New Delhi- 110020.

Ph.: 91-11- 43580781-84

Email : support@indiastatpublications.com

Website : www.indiastatelections.com

Online Book Store :

www.indiastatpublications.com

Report No. : AFB/MP-205-0125

ISBN : 978-93-87165-78-6

First Edition : January, 2018

Eighth Updated Edition : January, 2025

Price : Rs. 11500/-

US\$ 310

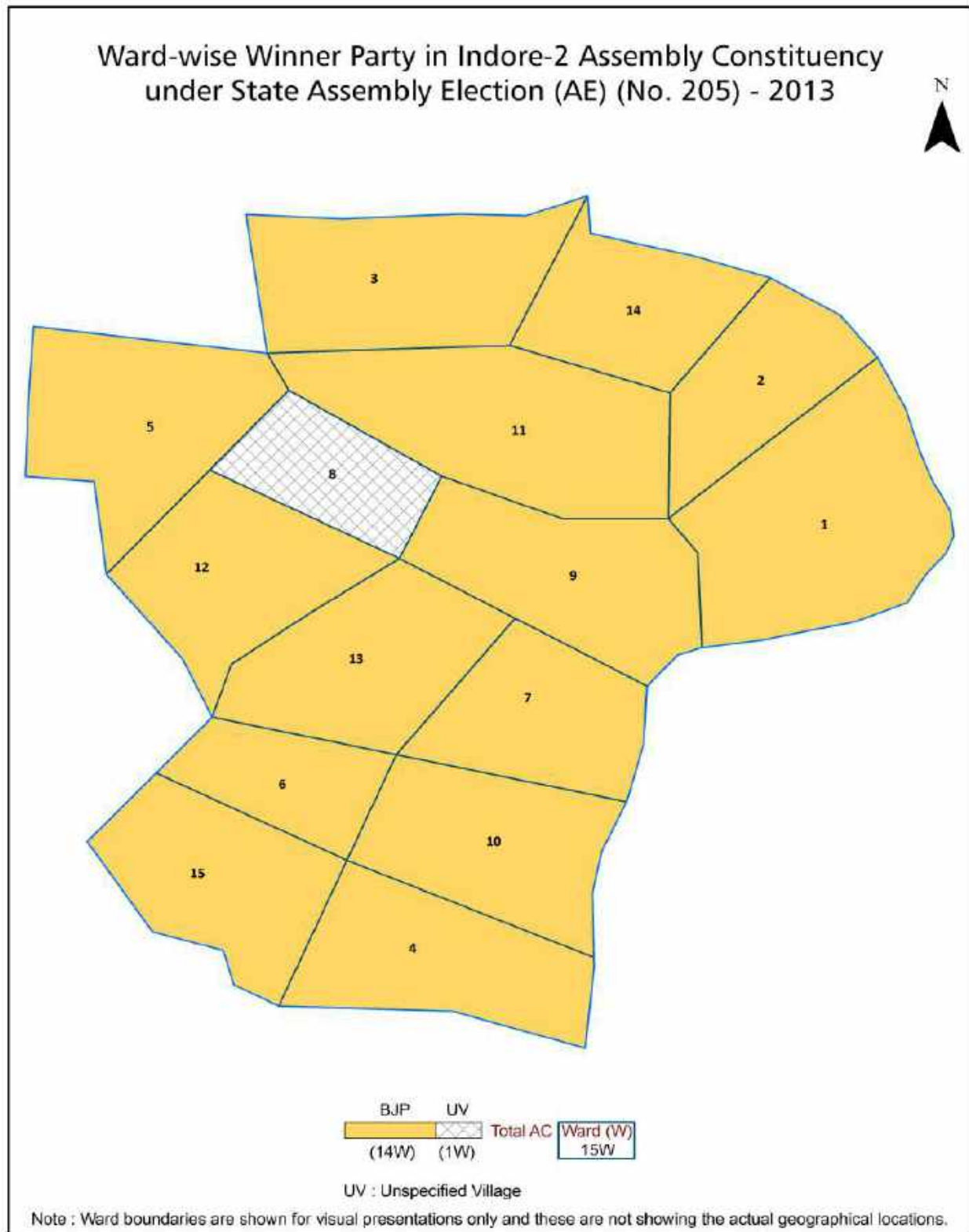
© Datanet India Pvt. Ltd.

All rights reserved. No part of this book may be reproduced, stored in a retrieval system or transmitted in any form or by any means, mechanical photocopying, photographing, scanning, recording or otherwise without the prior written permission of the publisher. Please refer to Disclaimer at page no. 233 for the use of this publication.

Printed in India

No.	Particulars	Page No.
	Introduction	
1	Assembly Constituency - (Vidhan Sabha) at a Glance Features of Assembly as per Delimitation Commission of India (2008)	1-2
	Location and Political Maps	
2	Location Map Boundaries of Assembly Constituency - (Vidhan Sabha) in District Boundaries of Assembly Constituency under Parliamentary Constituency - (Lok Sabha) Ward-wise Winner Parties- 2024, 2023, 2019, 2018, 2014, 2013, 2009 and 2008	3-11
	Administrative Setup (2011)	
3	District Sub-district Towns Villages Inhabited Villages Uninhabited Villages Village Panchayat Intermediate Panchayat	12
	Demographics (2011)	
4	Population Households Rural/Urban Population Ward by Population Size Sex Ratio (Total & 0-6 Years) Religious Population Social Population Literacy Rate	13-14
	Electoral Features	
5	Important Dates of Last Elections Held Electors by Gender Service Electors Voters Voters Turnout Polling Stations & Average Number of Electors per Polling Station Electors by Age Group Present Elected Representatives	15-20
	Historical Summary Election Results	
6	Vote Share of Major Parties Winning Margin (Number & Percentage) Polarity of Parties Summary Result of Assembly Segment of Parliamentary Elections 2024, 2019, 2014, 2009, 2004 and 1999 Summary Result of Assembly Elections 2023, 2018, 2013, 2008, 2003, 1998, 1993, 1990, 1985, 1980, 1977, 1972 and 1967	21-41
	Polling Station Level Election Results	
7	Name and Number of Polling Station 2024, 2023, 2019, 2018, 2014, 2013, 2009 and 2008 Polling Station-wise Electors, Voters & Voters Turnout 2024, 2023, 2019, 2018, 2014, 2013, 2009 and 2008 Polling Station wise Elections Results 2024, 2023, 2019, 2018, 2014, 2013, 2009 and 2008	42-227
	Share of Assembly Constituency	
8	Share of Assembly Constituency - (Vidhan Sabha) in State, District and Parliamentary Constituency - (Lok Sabha)	228
9	Abbreviation & Sources	230-231
10	Disclaimer	233

Location & Political Map

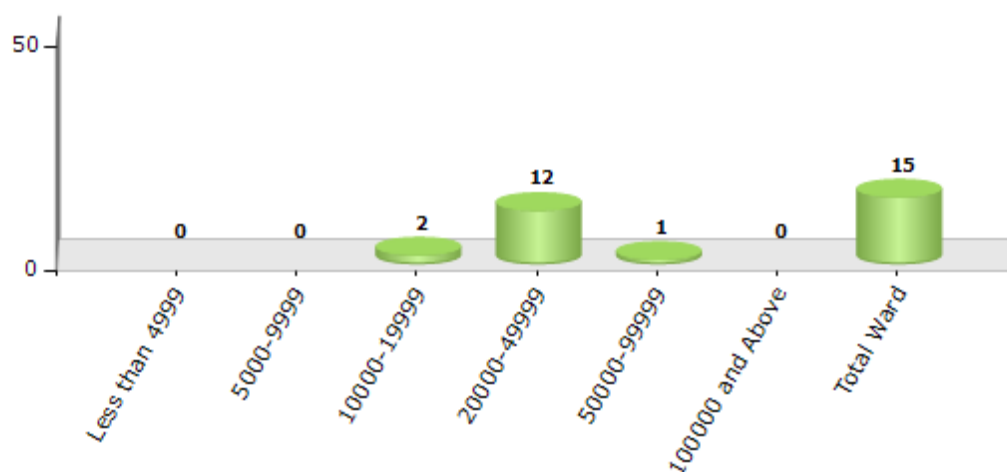


Demographics

Number of Ward by Population Size - 2011

Less than 4999	5000-9999	10000-19999	20000-49999	50000-99999	100000 and Above	Total Ward
0	0	2	12	1	0	15

Number of Ward by Population Size - 2011

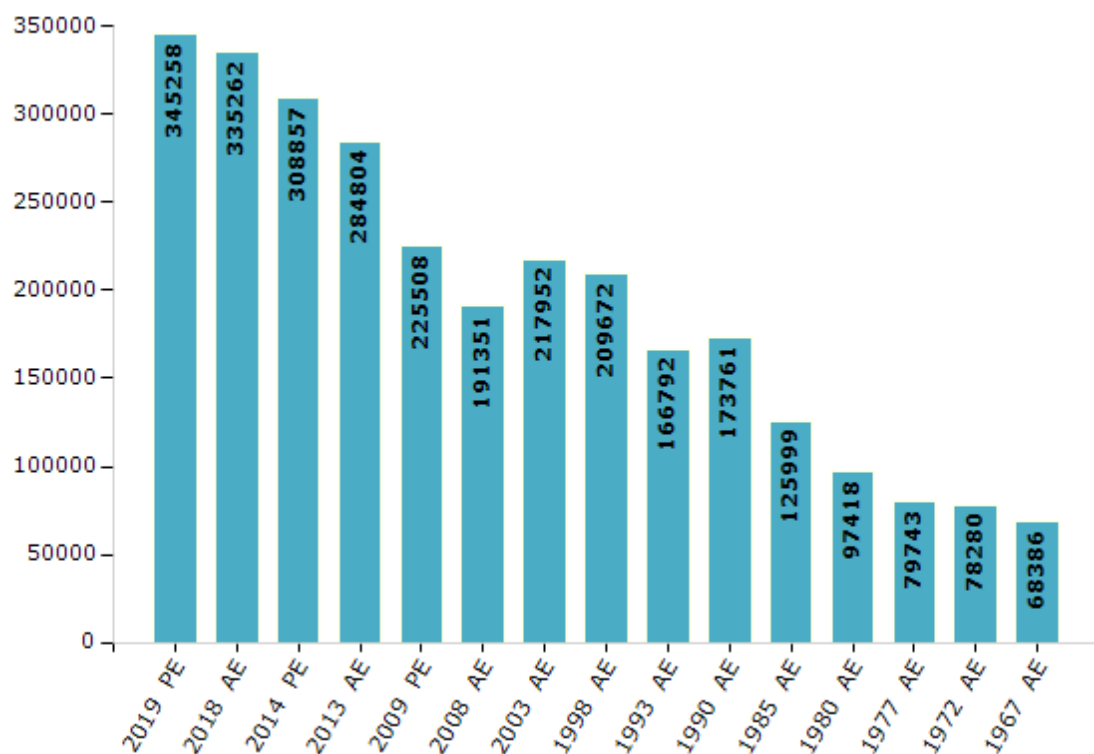


Electoral Features

Electors by Male & Female

Year	Male	Female	Others	Total	Year	Male	Female	Others	Total
2019 PE	178552	166669	37	345258	1993 AE	88285	78507	-	166792
2018 AE	174224	161011	27	335262	1990 AE	94177	79584	-	173761
2014 PE	163618	145230	9	308857	1985 AE	67890	58109	-	125999
2013 AE	151151	133649	4	284804	1980 AE	52641	44777	-	97418
2009 PE	121699	103809	-	225508	1977 AE	43042	36701	-	79743
2008 AE	103145	88206	-	191351	1972 AE	42207	36073	-	78280
2004 PE	-	-	-	-	1967 AE	-	-	-	68386
2003 AE	114567	103385	-	217952	1962 AE	-	-	-	-
1999 PE	-	-	-	-	1957 AE	-	-	-	-
1998 AE	111920	97752	-	209672	1952 AE	-	-	-	-

Number of Electors

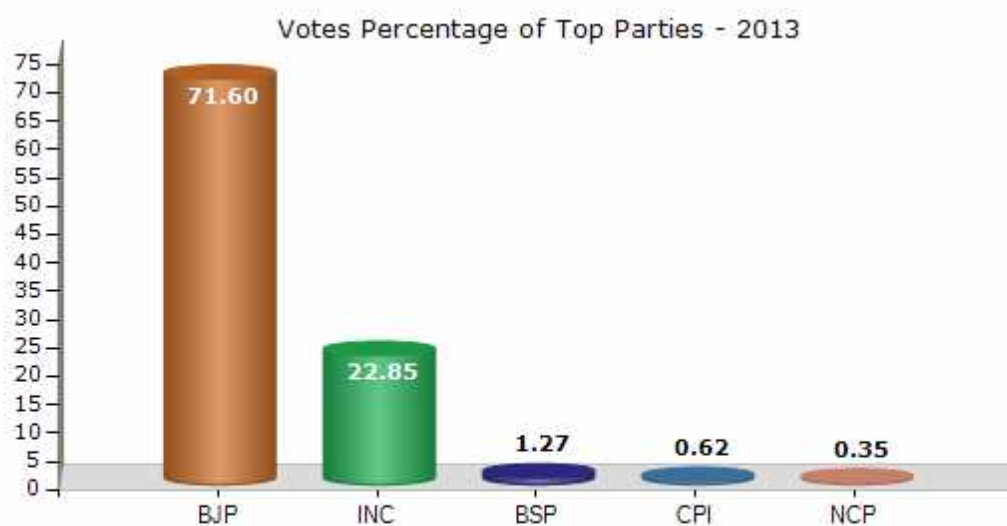


Note : AE : Assembly Election, PE : Assembly Segment of Parliamentary Election

Historical Summary Election Results

Summary Result of Assembly Election - 2013

Candidate Name	Party	Votes	Votes %
Ramesh Mendola	BJP	133669	71.6
Chhotu Shukla	INC	42652	22.85
Rajendra Choudhary	BSP	2378	1.27
Rudrapal Yadav Advocate	CPI	1151	0.62
Prince Yohan	NCP	656	0.35
Salim Ebrahim	SP	392	0.21
Th Dharamraj Singh	IND	388	0.21
Rajeev Jain	IND	301	0.16
Jitendra Jagdish Kakore	IND	184	0.1
	NOTA	4919	2.63



Polling Station Level Election Results

Number and Name of Polling Stations (PS) (2018)

Number of Polling Stations	Name of Polling Stations	Number of Polling Stations	Name of Polling Stations
1	New Essnas Academy Room No. 1 Govind Nagar Gali No. 4 Kharcha Bhagat Singh Nagar	22	Pallavi Vidhya Vihar School Sanwer Road Room No. 1 Bhagat Singh Nagar Indore
2	New Essnas Academy Room No. 2 Govind Nagar Gali No. 4 Kharcha Bhagat Singh Nagar	23	Pallavi Vidhya Vihar School Sanwer Road Room No. 2 Bhagat Singh Nagar Indore
3	Navjyoti Balmandir Bhagat Singh Nagar Govind Nagar Kharcha Indore Bhagat Singh Marg Badganga Room No. 2	24	New Gold Star Vidyalay Room No. 1 Bhagat Singh Nagar
4	Navjyoti Bal Mandir Bhagat Singh Nagar Govind Nagar Kharcha Indore Bhagat Singh Marg Room No. 03	25	Riyal Academy School Room No. 1 Street No. 3 Shyama Prasad Mukhaji Nagar
5	Suvidha Bal Mandir R.No. 1 Govind Nagar Kharcha Bhagat Singh Nagar	26	Riyal Academy School Room No. 2 Street No. 3 Shyama Prasad Mukhaji Nagar
6	Suvidha Bal Mandir Govind Nagar Kharcha Room No. 2 Bhagat Singh Nagar	27	Suvidha Bal Mandir Dr. Shyama Prasad Mukharji Nagar Room No. 02
7	Suvidha Bal Mandir Room No. 3 Govind Nagar Kharcha Bhagat Singh Nagar	28	Vinayak Vidhya Mandir Near Pankaj Tyre Sanwer Road Room No. 01
8	Shashi Kiran Public School Room No. 1 Govind Nagar Kharcha Bhagat Singh Nagar	29	Alfa Ceriyar Academy Room No. 1 Bhagat Singh Nagar Sanwer Road
9	Shashi Kiran Public School Room No. 2 Govind Nagar Kharcha Bhagat Singh Nagar	30	Alfa Academy Room No. 2 Sanwer Road
10	New Life School Room No. 1 Sanwer Road Indore	31	Vinayak Vidhya Mandir Near Pankaj Tyre Sanwer Road Room No. 03
11	Little Moon School Room No. 1 Sanwer Road Ganesh Dham	32	M. School Building Room No. 1 Narwarkhedhi Vill Narwelkhedi Indore
12	Little Moon School Room No. 2 Sanwer Road Ganesh Dham	33	M. School Building Room No. 2 Narwarkhedhi Village Narwalkhedhi Indore
13	Little Moon School Room No. 3. Sanwer Road Ganesh Dham	34	Primary School Building Room N 2 Narwal Khedi Gram Narwal Khedi Indore
14	Little Moon School Room No. 4 Sanwer Road Ganesh Dham	35	Primary School Building Room No. 3 Naravalakhedi Indore
15	New Life School Room No. 1 Sanwer Road	36	Primary School Building Room No. 3 Naravalakhedi Indore
16	New Life School Room No. 2 Sanwer Road Indore	37	Ashutosh Public School Room No. 1 Bhavaninagar Indor Sawer Road
17	United Mission H.S. School Ganesh Dham Room No. 1 Sanwer Road	38	Ashutosh Public School R.No. 3 Bhavaninagar Indore Sawer Road
18	United Mission H. S. School Ganesh Dham Room No. 2 Sanwer Road	39	Gyan Ganga H.S. School Room No. 1 Bhavani Nagar Indore
19	Anganbadi Pri. Narsari School Mukharji Nagar Room No. 1 Bhagat Singh Nagar	40	Gyan Ganga H.S. School Room No. 2 Bhavani Nagar Indore
20	Anganbadi Pri. Narsari School Mukharji Nagar Room No. 2 Bhagat Singh Nagar	41	Ashutosh Public School R.No. 2 Bhavaninagar Indore
21	Govt. Primary School No. 133 Mukherji Nagar Room No. 1 Bhagat Singh Nagar	42	Shree Onkar Smrati Vidiya Mandir H.S.S. Room No. 1 Bhawani Nagar Indore

Contd....

Polling Station Level Election Results

Polling Station-wise Votes Secured by Overall Top Five Parties in Indore-2 Assembly in Assembly Election (AE) under Indore Parliamentary Constituency in Madhya Pradesh (2018)

Number of Polling Station	Winner - Ramesh Mendola (BJP)	Runner-up - Advocate Mohan Singh Sengar (INC)	3rd - Jayesh Sharma (Lalu Bhaiya) (BSP)	4th - Advocate Rudrapal Yadav (CPI)	5th - Satish Sharma (AAP)	NOTA	Other	Total Votes Secured
36	277	275	3	7	1	15	18	596
37	334	160	5	8	2	5	6	520
38	344	119	3	7	2	0	4	479
39	509	161	5	3	1	8	5	692
40	343	154	5	5	1	2	7	517
41	559	260	3	4	2	10	14	852
42	350	148	11	3	7	14	6	539
43	281	142	2	5	7	1	5	443
44	242	175	1	7	2	5	6	438
45	197	239	5	5	1	3	10	460
46	354	272	6	10	5	10	15	672
47	446	282	5	3	3	2	11	752
48	103	46	2	3	0	0	2	156
49	159	84	2	2	0	9	2	258
50	281	291	3	13	0	5	6	599
51	461	156	7	1	2	5	8	640
52	336	109	4	3	0	11	2	465
53	591	142	0	1	6	19	13	772
54	514	239	9	8	4	7	14	795
55	109	121	4	7	0	1	2	244
56	228	153	5	7	0	3	4	400
57	346	205	4	4	7	5	18	589
58	540	342	4	9	3	10	9	917
59	340	242	6	4	1	4	5	602
60	553	273	4	4	4	8	3	849
61	298	158	3	4	5	4	5	477
62	320	214	4	8	1	7	3	557
63	228	154	8	2	4	2	2	400
64	435	204	5	7	1	10	7	669
65	380	364	9	11	0	8	8	780
66	369	153	1	3	1	13	6	546
67	405	267	9	7	3	10	4	705
68	294	274	2	7	1	7	7	592
69	206	254	3	6	0	11	1	481
70	202	179	6	5	0	1	5	398

Contd....

Polling Station Level Election Results

Winner, Runner-up and 3rd Party Position & Winning Margin According to Polling Stations in Indore-2 Assembly in Assembly Election (AE) under Indore Parliamentary Constituency in Madhya Pradesh (2018)

Polling Station Number	Winner Party	Winner Votes (%)	Runner-up Party	Runner-up Votes (%)	Winning Margin Votes (%)	Third Party	Third Party Votes (%)	Other Votes (%)
67	BJP	405 (57.45)	INC	267 (37.87)	138 (19.58)	BSP	9 (1.28)	24 (3.4)
68	BJP	294 (49.66)	INC	274 (46.28)	20 (3.38)	CPI	7 (1.18)	17 (2.87)
69	INC	254 (52.81)	BJP	206 (42.83)	48 (9.98)	CPI	6 (1.25)	15 (3.12)
70	BJP	202 (50.75)	INC	179 (44.97)	23 (5.78)	BSP	6 (1.51)	11 (2.76)
71	BJP	416 (59.6)	INC	253 (36.25)	163 (23.35)	AAP	7 (1)	22 (3.15)
72	INC	214 (48.97)	BJP	197 (45.08)	17 (3.89)	BSP	10 (2.29)	16 (3.66)
73	BJP	488 (67.87)	INC	188 (26.15)	300 (41.72)	BSP	18 (2.5)	25 (3.48)
74	BJP	484 (58.1)	INC	310 (37.21)	174 (20.89)	CPI	10 (1.2)	29 (3.48)
75	BJP	356 (59.04)	INC	231 (38.31)	125 (20.73)	BSP	4 (0.66)	12 (1.99)
76	BJP	317 (66.6)	INC	133 (27.94)	184 (38.66)	BSP	10 (2.1)	16 (3.36)
77	BJP	362 (64.87)	INC	182 (32.62)	180 (32.25)	CPI	4 (0.72)	10 (1.79)
78	BJP	356 (60.75)	INC	187 (31.91)	169 (28.84)	IND (BVK)	11 (1.88)	32 (5.46)
79	BJP	303 (61.46)	INC	167 (33.87)	136 (27.59)	BSP	6 (1.22)	17 (3.45)
80	BJP	367 (64.5)	INC	180 (31.63)	187 (32.87)	BSP	7 (1.23)	15 (2.64)
81	BJP	341 (68.89)	INC	140 (28.28)	201 (40.61)	AAP	4 (0.81)	10 (2.02)
82	BJP	289 (61.62)	INC	165 (35.18)	124 (26.44)	AAP	4 (0.85)	11 (2.35)
83	BJP	250 (58.69)	INC	155 (36.38)	95 (22.31)	AAP	6 (1.41)	15 (3.52)
84	BJP	453 (66.91)	INC	196 (28.95)	257 (37.96)	CPI	5 (0.74)	23 (3.4)
85	BJP	355 (58.97)	INC	211 (35.05)	144 (23.92)	CPI	10 (1.66)	26 (4.32)
86	BJP	309 (57.22)	INC	209 (38.7)	100 (18.52)	BSP	8 (1.48)	14 (2.59)
87	BJP	376 (67.99)	INC	155 (28.03)	221 (39.96)	IND (BVK)	5 (0.9)	17 (3.07)
88	BJP	429 (60.68)	INC	249 (35.22)	180 (25.46)	CPI	7 (0.99)	22 (3.11)
89	BJP	449 (62.19)	INC	230 (31.86)	219 (30.33)	BSP	21 (2.91)	22 (3.05)
90	BJP	167 (57.19)	INC	101 (34.59)	66 (22.6)	BSP	8 (2.74)	16 (5.48)
91	BJP	454 (62.88)	INC	239 (33.1)	215 (29.78)	IND (BVK)	7 (0.97)	22 (3.05)
92	BJP	385 (70.26)	INC	141 (25.73)	244 (44.53)	CPI	6 (1.09)	16 (2.92)
93	BJP	304 (59.96)	INC	183 (36.09)	121 (23.87)	BSP	8 (1.58)	12 (2.37)
94	BJP	378 (67.86)	INC	155 (27.83)	223 (40.03)	BSP	6 (1.08)	18 (3.23)
95	BJP	316 (66.95)	INC	144 (30.51)	172 (36.44)	CPI	7 (1.48)	5 (1.06)
96	BJP	276 (64.94)	INC	129 (30.35)	147 (34.59)	CPI	7 (1.65)	13 (3.06)
97	BJP	289 (56.67)	INC	191 (37.45)	98 (19.22)	BSP	11 (2.16)	19 (3.73)
98	BJP	308 (63.11)	INC	156 (31.97)	152 (31.14)	BSP	13 (2.66)	11 (2.25)
99	BJP	392 (66.89)	INC	157 (26.79)	235 (40.1)	BSP	16 (2.73)	21 (3.58)

Contd....

DISCLAIMER

The Terms of Use and Disclaimer of Datanet India Private Limited (hereinafter referred to as "Datanet") for use of this analysis report of **Indore-2 Assembly Constituency (Indore-2 Vidhan Sabha)** :-

1. **Assembly Factbook™** is a Registered Trade Mark owned by Datanet.
2. All the maps are sketched and graphical representation only and have not been drawn to the scale and also not to represent the actual geographical area or boundary of the unit.
3. The data for the aforesaid analysis is based on authentic sources and has been culled from the various publications of Census, CSO and NSSO for district and block level data, various central and state government departments, Central & State Elections Commissions and the concerned Returning Officers' releases, Electoral Rolls, Election results and allied publications, internal assessment, surveys, estimates and analysis. Therefore, certain adjustment of data at micro level may have been done to arrive closer to the macro data.
4. Data have been provided on an "As Is" and "As AVAILABLE" basis
5. The colours shown in the maps or diagram and charts of a particular party, alliance or AC are indicative and do not represent them.
6. This publication which includes maps, sheets, graphs and data would be the property under copyright of Datanet only. The user may use these for its internal study, analysis and research purposes. It's public display, re-selling or any commercial uses by the user are not allowed.
7. Datanet has taken due care and caution in compilation and processing of data and allied information, but does not guarantee the accuracy, adequacy or completeness of any information/analysis and will be not responsible for any errors or omissions or for the results obtained from the use of such information/analysis.
8. All the contents for the publication have been culled from various authentic sources and Datanet reasonably believes such sources to be reliable, but does not make any representations, express or implied as to the accuracy or fitness of use of such information. The information or contents of the information/analysis do not constitute advice and should not be relied upon in making (or refraining from making) any decision. Any reliance placed upon the information provided by Datanet is the sole responsibility and strictly at the user's risk.
9. In no event will Datanet be liable for any damages (including, without limitation, damages for loss of business projects, or loss of profits) arising in contract, tort or otherwise from the use of or inability to use any of its contents, or from any action taken (or refrained from being taken) as a result of using the analysis or any of its contents. Datanet its directors, owners, editors, officials, employees, distributor and agents or any associate will not be liable for any errors in the information contained or any consequences arising from the use of the contents of the provided information/analysis.
10. If any provision of these terms and conditions is held invalid or illegal or unenforceable for any reason by any court of competent jurisdiction, such provision shall be severed and the remainder of provisions of the terms and conditions shall continue in full force and effect as if the Term of Use had been executed with the invalid, illegal or unenforceable provision eliminated.
11. If there are any discrepancies in the information provided, please bring it to attention of Datanet for suitable rectification measures.

**Buy Online This Complete Book At
Datanet India eBooks Store**

www.indiastatpublications.com

or go directly at

**[http://www.indiastatpublications.com/
Assembly_factbook/Madhya_Pradesh/Indore/Indore-2](http://www.indiastatpublications.com/Assembly_factbook/Madhya_Pradesh/Indore/Indore-2)**

 **indiastat**elections

