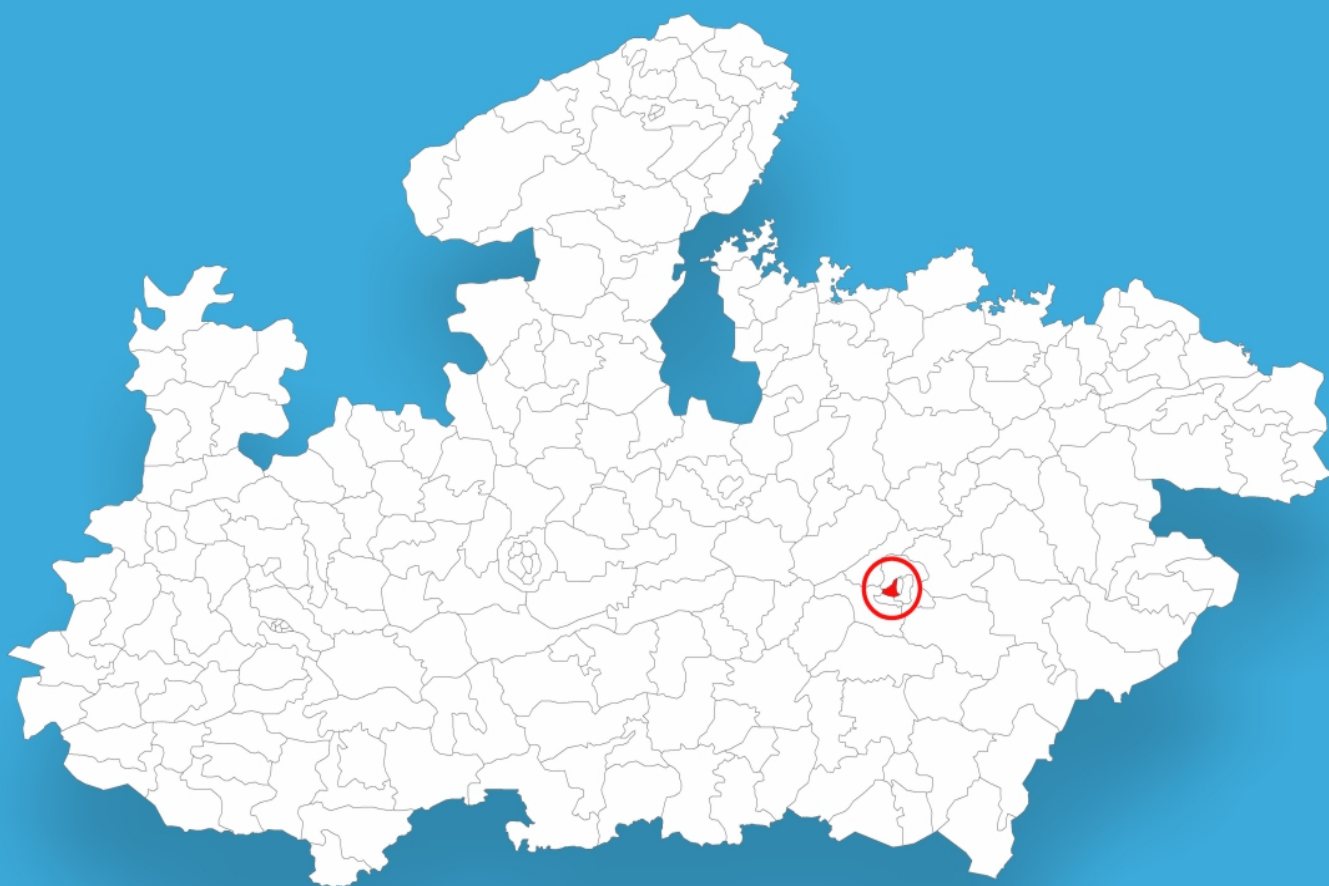




Madhya Pradesh

# Assembly Factbook™

Jabalpur Uttar Assembly Constituency



Key Electoral Data of Jabalpur Uttar  
Assembly Constituency (Vidhan Sabha)

Madhya Pradesh

# **Assembly Factbook™**

Jabalpur Uttar Assembly Constituency



Jabalpur Uttar Vidhan Sabha

**Editor & Director**

Dr. R.K. Thukral

**Research Editor**

Dr. Shafeeq Rahman

**Compiled, Researched and Published by  
Datanet India Pvt. Ltd.**

D-100, 1st Floor,  
Okhla Industrial Area, Phase-I,  
New Delhi- 110020.  
Ph.: 91-11- 43580781-84  
Email : support@indiastatpublications.com  
Website : www.indiastatelections.com

**Online Book Store :**

www.indiastatpublications.com

**Report No. :** AFB/MP-098-0125

**ISBN :** 978-93-6219-168-7

**First Edition :** January, 2018

**Eighth Updated Edition :** January, 2025

**Price :** Rs.11500/-

US\$ 310

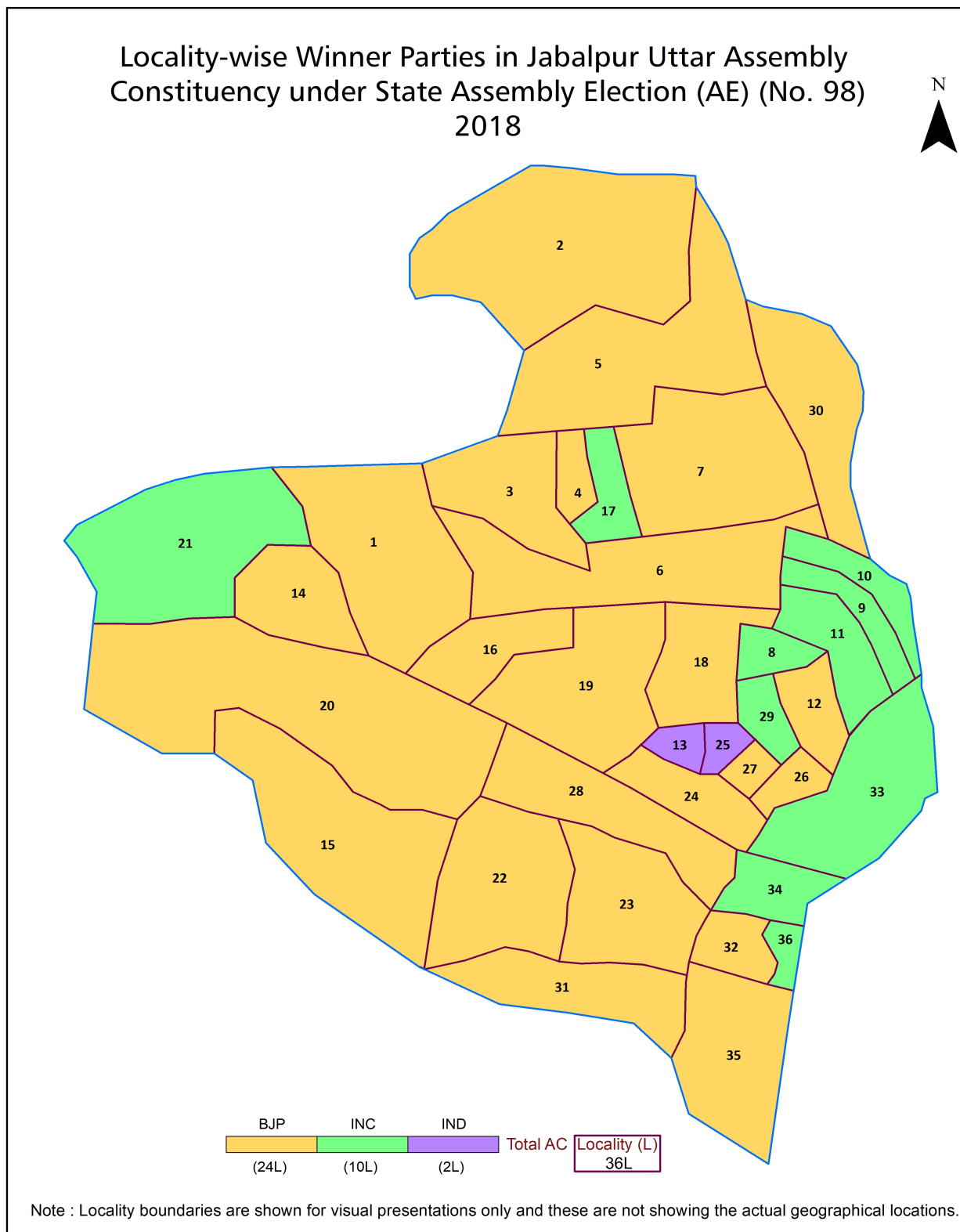
© **Datanet India Pvt. Ltd.**

All rights reserved. No part of this book may be reproduced, stored in a retrieval system or transmitted in any form or by any means, mechanical photocopying, photographing, scanning, recording or otherwise without the prior written permission of the publisher. Please refer to Disclaimer at page no. 172 for the use of this publication.

Printed in India

No.	Particulars	Page No.
	<b>Introduction</b>	
1	Assembly Constituency - (Vidhan Sabha) at a Glance   Features of Assembly as per Delimitation Commission of India (2008)	1-2
	<b>Location and Political Maps</b>	
2	Location Map   Boundaries of Assembly Constituency - (Vidhan Sabha) in District   Boundaries of Assembly Constituency under Parliamentary Constituency - (Lok Sabha)   Locality-wise Winner Parties- 2024, 2023, 2019, 2018, 2014, 2013, 2009 and 2008	3-11
	<b>Administrative Setup (2011)</b>	
3	District   Sub-district   Towns   Villages   Inhabited Villages   Uninhabited Villages   Village Panchayat   Intermediate Panchayat	12
	<b>Demographics (2011)</b>	
4	Population   Households   Rural/Urban Population   Sex Ratio (Total & 0-6 Years)   Religious Population   Social Population   Literacy Rate	13
	<b>Electoral Features</b>	
5	Important Dates of Last Elections Held   Electors by Gender   Service Electors   Voters   Voters Turnout   Polling Stations & Average Number of Electors per Polling Station   Electors by Age Group   Present Elected Representatives	14-19
	<b>Historical Summary Election Results</b>	
6	Vote Share of Major Parties   Winning Margin (Number & Percentage)   Polarity of Parties   Summary Result of Assembly Segment of Parliamentary Elections 2024, 2019, 2014 and 2009   Summary Result of Assembly Elections 2023, 2018, 2013 and 2008	20-29
	<b>Polling Station Level Election Results</b>	
7	Name and Number of Polling Station 2024, 2023, 2019, 2018, 2014, 2013, 2009 and 2008   Polling Station-wise Electors, Voters & Voters Turnout 2024, 2023, 2019, 2018, 2014, 2013, 2009 and 2008   Polling Station wise Elections Results 2024, 2023, 2019, 2018, 2014, 2013, 2009 and 2008	30-166
	<b>Share of Assembly Constituency</b>	
8	Share of Assembly Constituency - (Vidhan Sabha) in State, District and Parliamentary Constituency - (Lok Sabha)	167
9	<b>Abbreviation &amp; Sources</b>	169-170
10	<b>Disclaimer</b>	172

## Location & Political Map



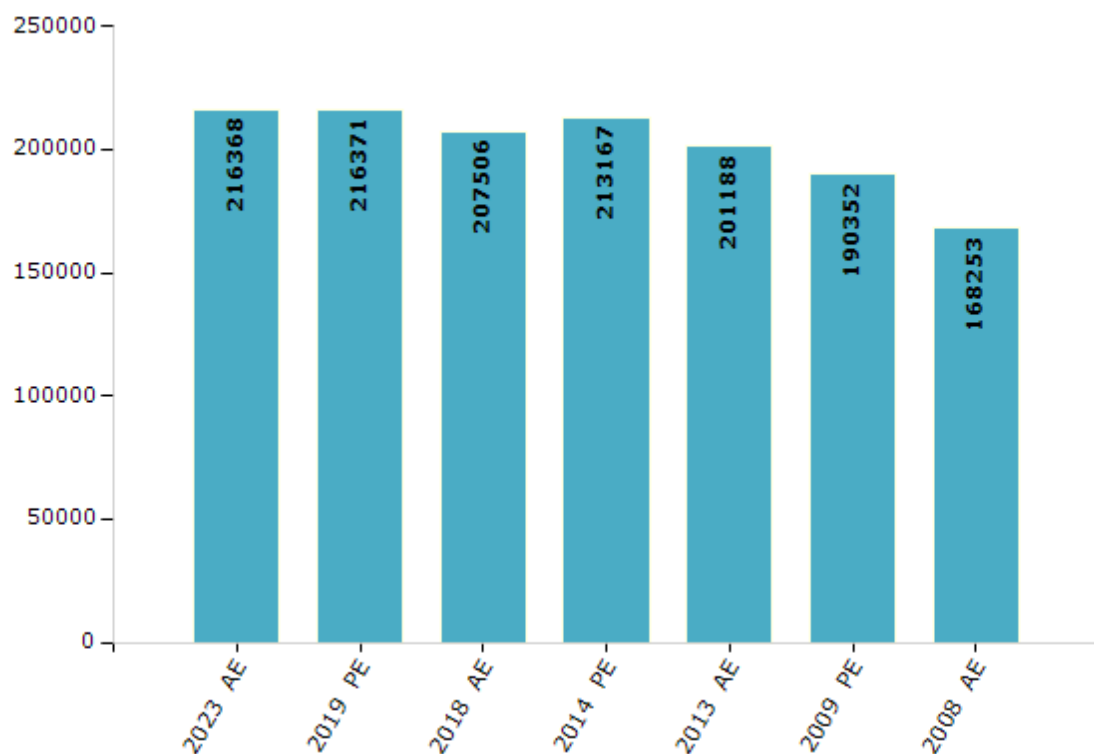
## Electoral Features

### Electors by Male & Female

Year	Male	Female	Others	Total
2023 AE	109471	106888	9	216368
2019 PE	111212	105158	1	216371
2018 AE	107250	100254	2	207506
2014 PE	110840	102327	0	213167
2013 AE	105160	96028	0	201188
2009 PE	100291	90061	-	190352
2008 AE	89663	78590	-	168253
2004 PE	-	-	-	-
2003 AE	-	-	-	-
1999 PE	-	-	-	-
1998 AE	-	-	-	-

Year	Male	Female	Others	Total
1993 AE	-	-	-	-
1990 AE	-	-	-	-
1985 AE	-	-	-	-
1980 AE	-	-	-	-
1977 AE	-	-	-	-
1972 AE	-	-	-	-
1967 AE	-	-	-	-
1962 AE	-	-	-	-
1957 AE	-	-	-	-
1952 AE	-	-	-	-

Number of Electors



**Note :** AE : Assembly Election, PE : Assembly Segment of Parliamentary Election

## Historical Summary Election Results

### Summary Result of Assembly Election - 2013

Candidate Name	Party	Votes	Votes %
Sharad Jain Advocate	BJP	74656	57.66
Naresh Saraf	INC	41093	31.74
Khursheed Ahmad	IND	2551	1.97
Heera Bai	SP	2229	1.72
Pradeep Vishwakarma "Vijay Tent Cherital"	BSP	2101	1.62
Rahim Shah Advocate	CPI	868	0.67
Dr. Dhai Akshar (Rakesh Sonkar)	IND	663	0.51
P. Ashish Choubey	IND	462	0.36
Javad Khan	IUML	412	0.32
Chokhelal Koshta	IND	372	0.29
Smt. Rajkumari Gupta (Kirti Didi)	BSCP	213	0.16
Mathura Jain "Utsahi"	SHS	202	0.16
Bahar Bhai (Bahar Ahmad Ansari)	IND	177	0.14
"Kushwaha" Meerchand Patel	RSMD	161	0.12
Pavan Keshrwani "Hansu"	IND	156	0.12
Santosh Soni	AD	115	0.09
	NOTA	3054	2.36

## Polling Station Level Election Results

### Number and Name of Polling Stations (PS) (2018)

Number of Polling Stations	Name of Polling Stations	Number of Polling Stations	Name of Polling Stations
1	Odyogik Training Center Eng Steno Room	22	Anushri College of Nursing Homyopathik Medical College Kasodhan Nagar Room No. 2
2	Odyogik Training Centere Hindi Steno Room	23	Lal Bahadur Shastri English Medium School Trimurti Nagar Room No.1
3	Odyogik Training Center Audotorium East Part 1	24	Lal Bahadur Shastri English Medium School Trimurti Nagar Room No. 2
4	Anushri College of Nursing Homyopathik Medical College Kasodhan Nagar Room No. 1	25	Lal Bahadur Shastri English Medium School Trimurti Nagar Room No. 3
5	Odyogik Training Center Auditorium of East Part-2	26	Sent Xaviyer Reyan International School Shanti Nagar Room No. 1
6	Odyogik Training Center Auditorium West Part-1	27	Sent Xaviyer Reyan International School Shanti Nagar Room No. 2
7	Odhogik Training Center Audotorium West Part, 2	28	Sent Xaviyer Reyan International School Shanti Nagar Room No. 3
8	Govt. Primary School Madhotal Nagar Room No. 1	29	Reyan International School Shanti Nagar Room No. 4
9	Govt. Primary School Madhotal Nagar Room No. 2	30	Reyan International School Shanti Nagar Room No. 5
10	Govt. Primary School Madhotal Nagar Room No.3	31	Reyan International School Shanti Nagar Room No. 6
11	Krishi Upaj Mandi Naveen Karyalaya Bhavan Room No. 1	32	Govt. Poorve Middle School Boys Govindganj Room No. 6
12	Krishi Upaj Mandi Karyalaya Bhavan Sthapana Shakha Room No.1	33	Govt. Poorve Middle School Boys Govindganj Room No. 7
13	Krishi Upaj Mandi Naveen Krashak Vishram Grah Room No.1	34	Hitkarni H. S. School Govindganj Room No. 2
14	Krishi Upaj Mandi Office Bhavan Ka Sbha Room North Bhag	35	Hitkarni H. S. School Govindganj Room No. 3
15	Saraswati Shishu Mandir Trimurti Nagar Room No. 1	36	Hitkarni H. S. School Govindganj Room No. 4
16	Srasswati Shishu Mandir Trimurti Nagar Room No. 2	37	Hitkarni H. S. School Govindganj Room No. 5
17	Ashoka Hall Juniyyar and H.S.S. Shivr Nagar Damoh Naka Room No. 3	38	Tribhuvan Das Malpani Higher Secondary School Miloniganj Room No. 01
18	Ashoka Hall Juniyyar and H.S.S. Shivr Nagar Damoh Naka Room No. 4	39	Tribhuvan Das Malpani Higher Secondary School Miloniganj Room No. 02
19	Krishi Upaj Mandi Naveen Vishram Grah Room No. 2	40	Tribhuvan Das Malpani Higher Secondary School Miloniganj Room No. 03
20	Saraswati Shishu Mandir Trimurti Nagar Room No. 3	41	Tribhuvan Das Malpani Higher Secondary School Miloniganj Room No. 04
21	Saraswati Shishu Mandir Trimurti Nagar Room No. 4	42	Boys Primary School Sujipura Room No. 5

Contd....



## Polling Station Level Election Results

### Polling Station-wise Votes Secured by Overall Top Five Parties in Jabalpur Uttar Assembly in Assembly Election (AE) under Jabalpur Parliamentary Constituency in Madhya Pradesh (2018)

Number of Polling Station	Winner - Vinay Saxena (INC)	Runner-up - Sharad Jain (BJP)	3rd - Pn. Dheeraj Pateria (IND)	4th - Sitaram Sen (IND)	5th - Aftab Alam (BSP)	NOTA	Other	Total Votes Secured
36	407	137	42	48	2	6	23	665
37	192	273	131	78	8	6	31	719
38	193	119	34	113	2	2	7	470
39	621	36	12	10	2	1	8	690
40	453	115	47	62	3	3	8	691
41	489	67	12	75	4	2	14	663
42	165	161	92	270	2	6	23	719
43	128	225	118	109	0	4	9	593
44	57	181	199	53	0	3	7	500
45	112	235	147	188	0	4	55	741
46	94	261	155	223	4	5	72	814
47	504	25	6	0	2	1	7	545
48	535	12	26	0	2	2	15	592
49	661	6	13	0	5	5	13	703
50	794	19	12	1	5	1	8	840
51	523	16	8	1	3	1	6	558
52	684	39	29	1	3	4	11	771
53	635	22	18	1	2	1	23	702
54	685	29	7	3	3	1	7	735
55	641	21	15	0	1	1	7	686
56	670	12	6	0	6	2	25	721
57	549	84	24	34	3	4	12	710
58	349	197	26	118	4	4	28	726
59	427	20	0	0	3	1	6	457
60	627	21	1	0	1	0	3	653
61	630	68	16	45	0	2	15	776
62	587	57	21	6	2	2	12	687
63	674	40	18	0	6	2	16	756
64	792	26	11	10	3	0	9	851
65	549	21	6	1	2	2	8	589
66	560	16	8	0	0	0	4	588
67	193	212	47	75	2	9	16	554
68	146	315	82	183	1	4	43	774
69	99	222	70	66	0	4	67	528
70	119	351	73	77	1	3	12	636

Contd....

## Polling Station Level Election Results

**Winner, Runner-up and 3rd Party Position & Winning Margin According to Polling Stations in Jabalpur Uttar Assembly in Assembly Election (AE) under Jabalpur Parliamentary Constituency in Madhya Pradesh (2018)**

Polling Station Number	Winner Party	Winner Votes (%)	Runner-up Party	Runner-up Votes (%)	Winning Margin Votes (%)	Third Party	Third Party Votes (%)	Other Votes (%)
67	BJP	212 (38.27)	INC	193 (34.84)	19 (3.43)	IND (SS)	75 (13.54)	74 (13.36)
68	BJP	315 (40.7)	IND (SS)	183 (23.64)	132 (17.06)	INC	146 (18.86)	130 (16.8)
69	BJP	222 (42.05)	INC	99 (18.75)	123 (23.3)	IND (PDP)	70 (13.26)	137 (25.95)
70	BJP	351 (55.19)	INC	119 (18.71)	232 (36.48)	IND (SS)	77 (12.11)	89 (13.99)
71	BJP	391 (61.77)	INC	99 (15.64)	292 (46.13)	IND (PDP)	93 (14.69)	50 (7.9)
72	BJP	247 (53)	INC	126 (27.04)	121 (25.96)	IND (PDP)	52 (11.16)	41 (8.8)
73	BJP	263 (36.63)	INC	181 (25.21)	82 (11.42)	IND (SS)	150 (20.89)	124 (17.27)
74	IND (PDP)	117 (34.21)	BJP	111 (32.46)	6 (1.75)	INC	68 (19.88)	46 (13.45)
75	INC	220 (44.62)	BJP	116 (23.53)	104 (21.09)	IND (PDP)	95 (19.27)	62 (12.58)
76	BJP	160 (27.63)	IND (PDP)	155 (26.77)	5 (0.86)	INC	113 (19.52)	151 (26.08)
77	BJP	181 (34.67)	IND (PDP)	163 (31.23)	18 (3.44)	INC	105 (20.11)	73 (13.98)
78	IND (SS)	215 (30.03)	IND (PDP)	171 (23.88)	44 (6.15)	BJP	156 (21.79)	174 (24.3)
79	INC	158 (39.8)	IND (PDP)	94 (23.68)	64 (16.12)	BJP	77 (19.4)	68 (17.13)
80	BJP	157 (32.51)	INC	156 (32.3)	1 (0.21)	IND (PDP)	125 (25.88)	45 (9.32)
81	IND (PDP)	236 (40.14)	BJP	147 (25)	89 (15.14)	INC	136 (23.13)	69 (11.73)
82	IND (PDP)	361 (51.13)	BJP	167 (23.65)	194 (27.48)	INC	131 (18.56)	47 (6.66)
83	IND (PDP)	245 (59.47)	BJP	92 (22.33)	153 (37.14)	INC	45 (10.92)	30 (7.28)
84	IND (PDP)	364 (57.23)	INC	125 (19.65)	239 (37.58)	BJP	99 (15.57)	48 (7.55)
85	IND (PDP)	357 (54.01)	BJP	184 (27.84)	173 (26.17)	INC	79 (11.95)	41 (6.2)
86	BJP	252 (36.9)	IND (PDP)	186 (27.23)	66 (9.67)	INC	159 (23.28)	86 (12.59)
87	IND (PDP)	329 (46.27)	BJP	214 (30.1)	115 (16.17)	INC	113 (15.89)	55 (7.74)
88	INC	165 (31.79)	BJP	164 (31.6)	1 (0.19)	IND (PDP)	112 (21.58)	78 (15.03)
89	INC	248 (34.49)	BJP	204 (28.37)	44 (6.12)	IND (PDP)	194 (26.98)	73 (10.15)
90	BJP	177 (40.6)	IND (PDP)	119 (27.29)	58 (13.31)	INC	112 (25.69)	28 (6.42)
91	BJP	87 (45.31)	INC	44 (22.92)	43 (22.39)	IND (PDP)	37 (19.27)	24 (12.5)
92	BJP	235 (46.63)	INC	114 (22.62)	121 (24.01)	IND (PDP)	90 (17.86)	65 (12.9)
93	BJP	237 (43.73)	IND (PDP)	159 (29.34)	78 (14.39)	INC	120 (22.14)	26 (4.8)
94	BJP	194 (40.25)	INC	115 (23.86)	79 (16.39)	IND (PDP)	111 (23.03)	62 (12.86)
95	IND (PDP)	174 (39.1)	BJP	171 (38.43)	3 (0.67)	INC	73 (16.4)	27 (6.07)
96	BJP	242 (40.67)	INC	172 (28.91)	70 (11.76)	IND (PDP)	88 (14.79)	93 (15.63)
97	BJP	264 (46.81)	INC	147 (26.06)	117 (20.75)	IND (PDP)	61 (10.82)	92 (16.31)
98	BJP	208 (45.71)	IND (PDP)	109 (23.96)	99 (21.75)	INC	92 (20.22)	46 (10.11)
99	BJP	242 (49.19)	INC	130 (26.42)	112 (22.77)	IND (PDP)	92 (18.7)	28 (5.69)

Contd....

## DISCLAIMER

The Terms of Use and Disclaimer of Datanet India Private Limited (hereinafter referred to as "Datanet") for use of this analysis report of **Jabalpur Uttar Assembly Constituency (Jabalpur Uttar Vidhan Sabha)** :-

1. **Assembly Factbook™** is a Registered Trade Mark owned by Datanet.
2. All the maps are sketched and graphical representation only and have not been drawn to the scale and also not to represent the actual geographical area or boundary of the unit.
3. The data for the aforesaid analysis is based on authentic sources and has been culled from the various publications of Census, CSO and NSSO for district and block level data, various central and state government departments, Central & State Elections Commissions and the concerned Returning Officers' releases, Electoral Rolls, Election results and allied publications, internal assessment, surveys, estimates and analysis. Therefore, certain adjustment of data at micro level may have been done to arrive closer to the macro data.
4. Data have been provided on an "As Is" and "As AVAILABLE" basis
5. The colours shown in the maps or diagram and charts of a particular party, alliance or AC are indicative and do not represent them.
6. This publication which includes maps, sheets, graphs and data would be the property under copyright of Datanet only. The user may use these for its internal study, analysis and research purposes. It's public display, re-selling or any commercial uses by the user are not allowed.
7. Datanet has taken due care and caution in compilation and processing of data and allied information, but does not guarantee the accuracy, adequacy or completeness of any information/analysis and will be not responsible for any errors or omissions or for the results obtained from the use of such information/analysis.
8. All the contents for the publication have been culled from various authentic sources and Datanet reasonably believes such sources to be reliable, but does not make any representations, express or implied as to the accuracy or fitness of use of such information. The information or contents of the information/analysis do not constitute advice and should not be relied upon in making (or refraining from making) any decision. Any reliance placed upon the information provided by Datanet is the sole responsibility and strictly at the user's risk.
9. In no event will Datanet be liable for any damages (including, without limitation, damages for loss of business projects, or loss of profits) arising in contract, tort or otherwise from the use of or inability to use any of its contents, or from any action taken (or refrained from being taken) as a result of using the analysis or any of its contents. Datanet its directors, owners, editors, officials, employees, distributor and agents or any associate will not be liable for any errors in the information contained or any consequences arising from the use of the contents of the provided information/analysis.
10. If any provision of these terms and conditions is held invalid or illegal or unenforceable for any reason by any court of competent jurisdiction, such provision shall be severed and the remainder of provisions of the terms and conditions shall continue in full force and effect as if the Term of Use had been executed with the invalid, illegal or unenforceable provision eliminated.
11. If there are any discrepancies in the information provided, please bring it to attention of Datanet for suitable rectification measures.

**Buy Online This Complete Book At**  
**Indiastat Publication Book Store**

[www.indiastatpublications.com](http://www.indiastatpublications.com)

or go directly at

[http://www.indiastatpublications.com/  
Assembly\\_factbook/Madhya\\_Pradesh/Jabalpur/  
Jabalpur\\_Uttar](http://www.indiastatpublications.com/Assembly_factbook/Madhya_Pradesh/Jabalpur/Jabalpur_Uttar)

 **indiastat**elections

ISBN : 978-93-6219-168-7



9 789362 119168 7