



Madhya Pradesh

Assembly Factbook™

Morena Assembly Constituency



Key Electoral Data of Morena
Assembly Constituency (Vidhan Sabha)

Madhya Pradesh

Assembly Factbook™

Morena Assembly Constituency



Morena Vidhan Sabha

Editor & Director

Dr. R.K. Thukral

Research Editor

Dr. Shafeeq Rahman

Compiled, Researched and Published by Datanet India Pvt. Ltd.

D-100, 1st Floor,

Okhla Industrial Area, Phase-I,
New Delhi- 110020.

Ph.: 91-11- 43580781-84

Email : support@indiastatpublications.com

Website : www.indiastatelections.com

Online Book Store :

www.indiastatpublications.com

Report No. : AFB/MP-006-0125

ISBN : 978-93-87189-27-0

First Edition : January, 2018

Eighth Updated Edition : January, 2025

Price : Rs. 11500/-

US\$ 310

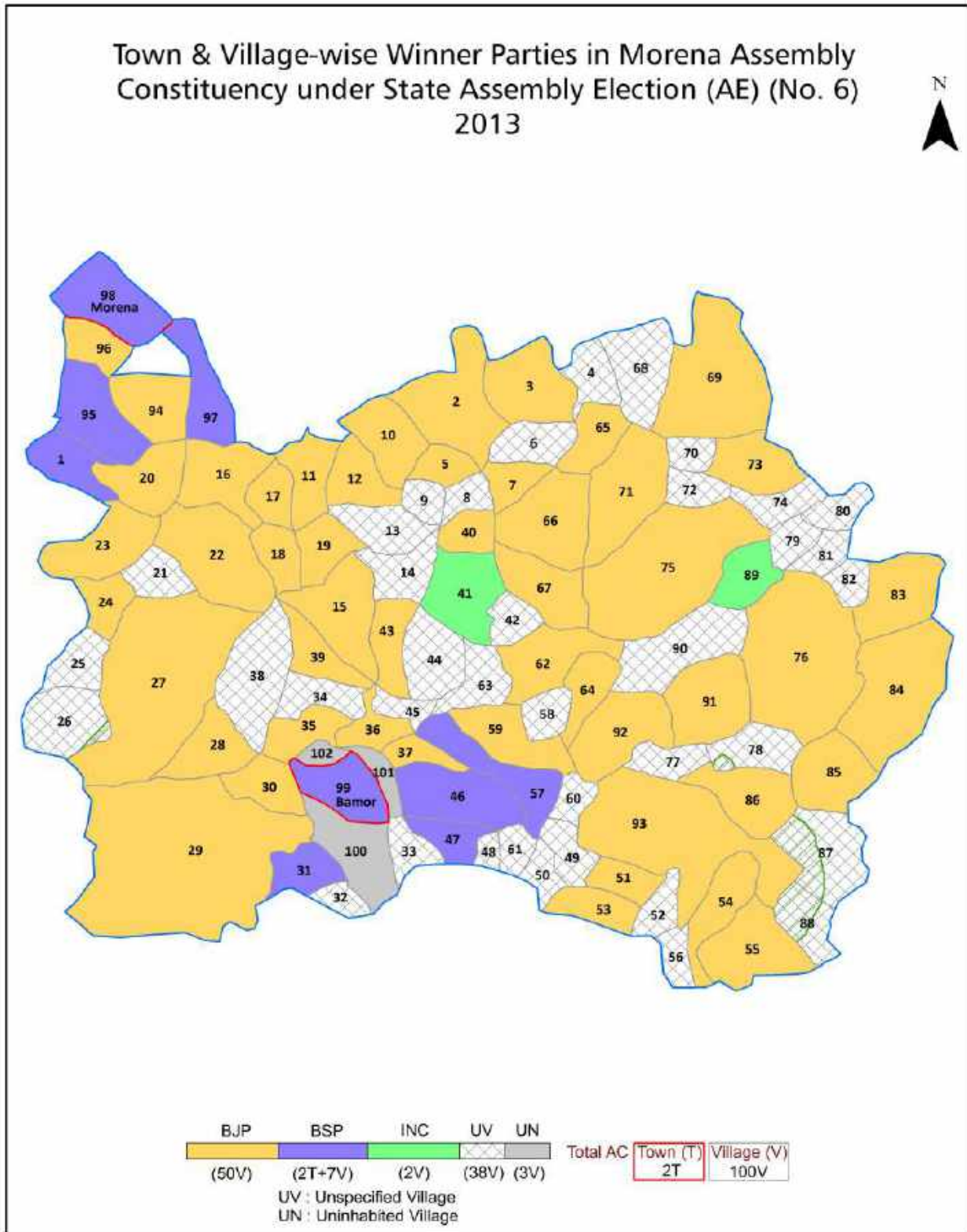
© Datanet India Pvt. Ltd.

All rights reserved. No part of this book may be reproduced, stored in a retrieval system or transmitted in any form or by any means, mechanical photocopying, photographing, scanning, recording or otherwise without the prior written permission of the publisher. Please refer to Disclaimer at page no. 232 for the use of this publication.

Printed in India

No.	Particulars	Page No.
	Introduction	
1	Assembly Constituency - (Vidhan Sabha) at a Glance Features of Assembly as per Delimitation Commission of India (2008)	1-2
	Location and Political Maps	
2	Location Map Boundaries of Assembly Constituency - (Vidhan Sabha in District Boundaries of Assembly Constituency under Parliamentary Constituency - (Lok Sabha) Town & Village-wise Winner Parties- 2024, 2023, 2019, 2018, 2014, 2013, 2009 and 2008	3-11
	Administrative Setup (2011)	
3	District Sub-district Towns Villages Inhabited Villages Uninhabited Villages Village Panchayat Intermediate Panchayat	12-18
	Demographics (2011)	
4	Population Households Rural/Urban Population Towns and Villages by Population Size Sex Ratio (Total & 0-6 Years) Religious Population Social Population Literacy Rate	19-20
	Electoral Features	
5	Important Dates of Last Elections Held Electors by Gender Service Electors Voters Voters Turnout Polling Stations & Average Number of Electors per Polling Station Electors by Age Group Present Elected Representatives	21-26
	Historical Summary Election Results	
6	Vote Share of Major Parties Winning Margin (Number & Percentage Polarity of Parties Summary Result of Assembly Segment of Parliamentary Elections 2024, 2019, 2014, 2009, 2004 and 1999 Summary Result of Assembly Elections 2023, 2018, 2013, 2008, 2003, 1998, 1993, 1990, 1985, 1980, 1977, 1972, 1967, 1962 and 1957	27-49
	Polling Station Level Election Results	
7	Name and Number of Polling Station 2024, 2023, 2019, 2018, 2014, 2013, 2009 and 2008 Polling Station-wise Electors, Voters & Voters Turnout 2024, 2023, 2019, 2018, 2014, 2013, 2009 and 2008 Polling Station wise Elections Results 2024, 2023, 2019, 2018, 2014, 2013, 2009 and 2008	50-210
	Share of Assembly Constituency	
8	Share of Assembly Constituency - (Vidhan Sabha) in State, District and Parliamentary Constituency - (Lok Sabha)	211
	Socio-Economic Amenities (2011)	
9	Access to Administrative Units Agricultural, Manufacturing and Industrial Commodities Demographic Indicators Education Health & Manpower Drinking Water Supply Sanitation Entertainment and Recreations Infrastructure Power Food Allocation Distribution and Marketing of Agriculture Commodities Infrastructure Transport and Road Infrastructure Communication Banking and Financial Services Land Use Irrigation Source	213-227
10	Abbreviation & Sources	229-230
11	Disclaimer	232

Location & Political Map



Administrative Setup

List of Village Panchayat & Intermediate Panchayat (Block) Name - 2011

Village Name	Village Panchayat Name	Intermediate Panchayat Name
Aiti	Aithi	Morena
Amleda	Mitawali	Morena
Ardauni	Ardoni	Morena
Badwari	Badwari	Morena
Baksipura	Nougoun	Morena
Bamaur Kalan	-	Morena
Bamaur Khurd	-	Morena
Bamhrauli	Bamroli	Morena
Bamur Basai	Bamur Basai	Morena
Bani	Naupura	Morena
Barahwali	Aithi	Morena
Baraipura	Madrai	Morena
Barekapura	Seva	Morena
Barenda	Barenda	Morena
Basahari	Nanka	Morena
Bastpur	Gadajar	Morena
Bhainsora	Bhainsoura	Morena
Bhakhari	Urahana	Morena
Bharrad	Kharagpur	Morena
Bhatpura Dang	Piparseva	Morena
Bhaundari	-	Morena
Bichola	Bichoula	Morena
Bijaypura	Seva	Morena
Birtauli	Girgoni	Morena
Bisenta	Bamroli	Morena
Chak Kishanpur	Sangoli	Morena
Chonda	-	Morena
Churhela	Churhela	Morena
Daulsa	Karola	Morena

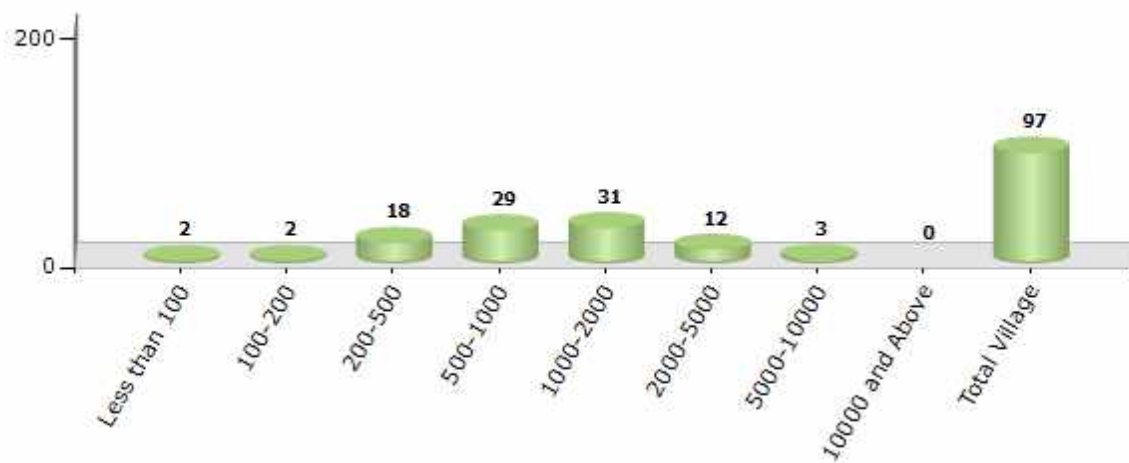
Contd....

Demographics

Number of Villages by Population Size - 2011

Less than 100	100-200	200-500	500-1000	1000-2000	2000-5000	5000-10000	10000 and Above	Total Village
2	2	18	29	31	12	3	0	97

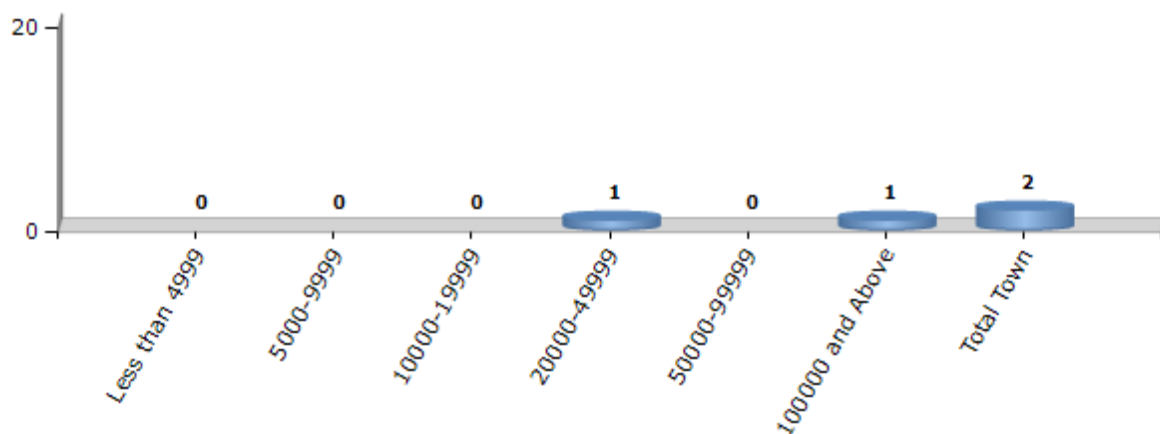
Number of Villages by Population Size - 2011



Number of Towns by Population Size - 2011

Less than 4999	5000-9999	10000-19999	20000-49999	50000-99999	100000 and Above	Total Town
0	0	0	1	0	1	2

Number of Towns by Population Size - 2011

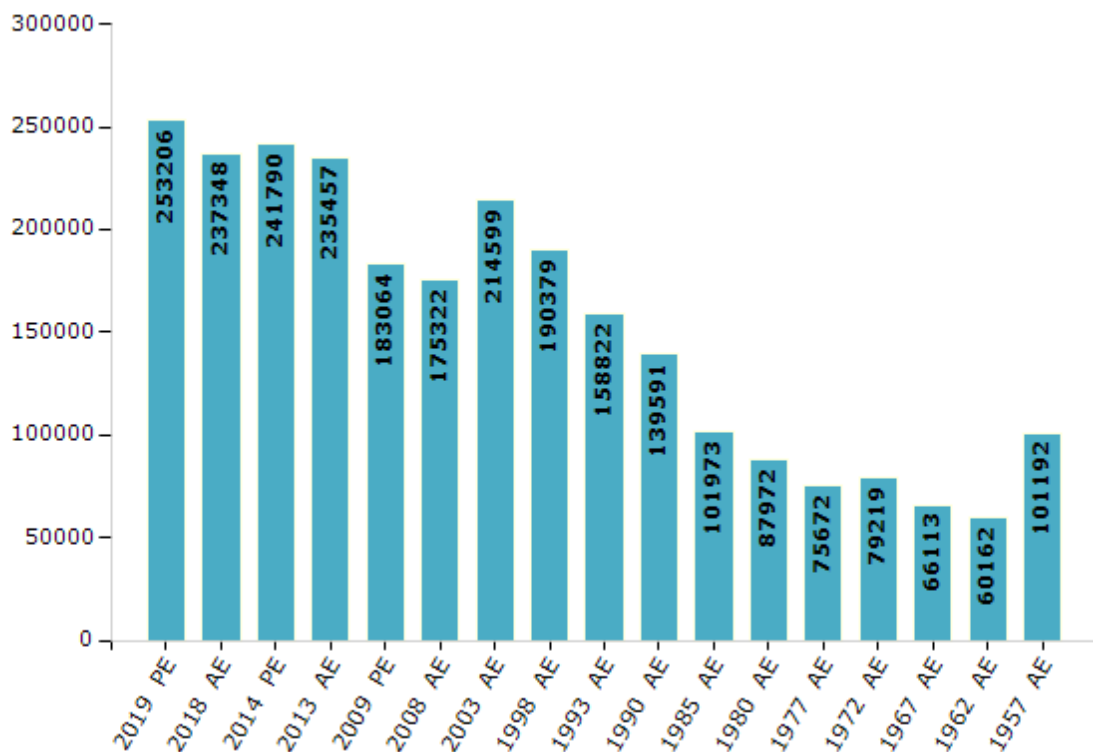


Electoral Features

Electors by Male & Female

Year	Male	Female	Others	Total	Year	Male	Female	Others	Total
2019 PE	140233	112957	16	253206	1993 AE	87038	71784	-	158822
2018 AE	132203	105135	10	237348	1990 AE	77179	62412	-	139591
2014 PE	134953	106829	8	241790	1985 AE	55246	46727	-	101973
2013 AE	131283	104169	5	235457	1980 AE	46958	41014	-	87972
2009 PE	102018	81046	-	183064	1977 AE	40438	35234	-	75672
2008 AE	97690	77632	-	175322	1972 AE	42360	36859	-	79219
2004 PE	-	-	-	-	1967 AE	-	-	-	66113
2003 AE	118851	95748	-	214599	1962 AE	-	-	-	60162
1999 PE	-	-	-	-	1957 AE	-	-	-	101192
1998 AE	106270	84109	-	190379	1952 AE	-	-	-	-

Number of Electors



Note : AE : Assembly Election, PE : Assembly Segment of Parliamentary Election

Historical Summary Election Results

Summary Result of Assembly Election - 2013

Candidate Name	Party	Votes	Votes %
Rustam Singh	BJP	56744	40.24
Ramprakash	BSP	55040	39.03
Dinesh	INC	21801	15.46
Jasveer	BA S D	1582	1.12
Ramnaresh Singh	SAMSP	884	0.63
Suresh Singh	IND	697	0.49
Rajkumar	IND	633	0.45
Upendra Singh	SP	616	0.44
Subhash	IND	554	0.39
Mahendra Singh	IND	439	0.31
Sanjay	IND	416	0.3
Shyamkaran Singh	IND	219	0.16
Ramprakash	IND	168	0.12
Manoj	IND	124	0.09
Shailendra	IND	110	0.08
	NOTA	979	0.69

Polling Station Level Election Results

Number and Name of Polling Stations (PS) (2018)

Number of Polling Stations	Name of Polling Stations	Number of Polling Stations	Name of Polling Stations
1	Uttamapura Pra0 School Purvi Bhag	22	Naveen P.S. Shahid Bhagat Singh Ka Pura Daxini Bhag Tussipura
2	Uttmpura P/S Northern Part	23	Navin Sha. Pra.V. Tussipura Muraina Uttari Bhag
3	Shanti Chilidran School Fatak Road Morena	24	Radha Krishna P.S. Tussipura
4	Santi Childrn School Sations Road Morena	25	Patel Hayar Sekendari School Subhash Nagar Muraina
5	Shanti Chilidran School Fatak Road Morena	26	Riligies Pablic Convent School Panee Ki Tanki Ke Pas Subhash Nagar Murena
6	Shanti Chilidran School Fatak Road Morena	27	Patel H.S.S. Subash Nagar Room No 1 Daxcini Bhag
7	Sha0 Mahavidyalay Murainna Pashchimi Bhag Kaksh 12	28	Patel Haisankendari School Subhash Nagar Muraina Kraksh Kr.
8	Sha.Mahavidyalay Pashchimi Bhag Kaksh 9	29	Patel Hayar Secendry School Kamra N 3 Attar Bhag
9	Sha0 Mahavidyalay Murainna Pashchimi Bhag Kaksh 12	30	Amit Kanvent School Subhash Nagar Morena
10	Govt H.S Morena	31	Amit Kanveta School Subhash Nagar Morena
11	Sha0 Mahavidyalay Muraina	32	Shasakiy Ji.D. Jain School Badahal
12	Govt H.S Morena	33	Shasakiy Ji.D. Jain School Kamara No. 1
13	Sha0 Mahavidyalay Muraina Pashchimi Bhag	34	Sha Jee Dee Jain School Kamra N 2
14	Govt. Collage Morena New Hall	35	Girls M.S. Uttari Bhag Rui Ki Mandi Morena
15	Sha0 Mahavidyalay Muraina	36	Daughter Of M/S Morena Cotton Marke
16	Govt H.S Morena	37	Kanya Ma.Shala Rui Ki Mandi Purvi Bhag Muraina
17	Amit Kanvent School Subhas Nagar Morena	38	Daughter Of M/S Morena Cotton Market
18	Sharvoday School Subhash Nagar U Bh Morena	39	Sha Ren Basera Singalbasti Morena
19	Svoday School Extra Room No. 1 Subhash Nagar Morena	40	Kanya Ma.V. Rui Ki Mandi Dakshanii Bhag Muraina
20	New Pra Vi Shahid Bhagatsingh Ka Pura Tussipura Morena Dashini Bhag	41	Daughter Of M/S Morena Cotton Market
21	Krishna Convent School Tussipura	42	Kanya Ma Vid Rui Mandy Bhag Morean

Contd....

Polling Station Level Election Results

Polling Station-wise Votes Secured by Overall Top Five Parties in Morena Assembly in Assembly Election (AE) under Morena Parliamentary Constituency in Madhya Pradesh (2018)

Number of Polling Station	Winner - Raghuraj Singh Kansana (INC)	Runner-up - Rustam Singh (BJP)	3rd - Balvir Singh Dandotiya (BSP)	4th - Ram Prakash Rajoriya (AAP)	5th - Bhageerath Singh (SP)	NOTA	Other	Total Votes Secured
36	173	149	22	40	0	3	3	390
37	141	103	56	18	0	1	6	325
38	265	150	21	48	1	1	3	489
39	431	51	161	21	1	11	17	693
40	142	109	50	21	2	3	4	331
41	133	149	34	27	4	12	16	375
42	203	56	117	11	0	2	7	396
43	174	41	351	25	1	6	13	611
44	543	94	108	12	1	3	21	782
45	451	117	128	27	1	5	16	745
46	236	152	29	34	82	3	9	545
47	128	206	13	5	61	4	11	428
48	187	112	78	17	87	6	14	501
49	154	114	58	6	109	5	15	461
50	130	151	53	5	92	1	11	443
51	74	115	124	13	32	7	8	373
52	214	207	88	58	23	0	12	602
53	211	91	14	47	5	3	11	382
54	209	73	25	18	2	2	3	332
55	303	141	41	12	0	5	8	510
56	296	137	67	51	0	5	3	559
57	129	108	14	35	0	2	0	288
58	193	127	54	43	1	10	7	435
59	105	121	277	58	32	15	10	618
60	71	149	99	23	66	3	10	421
61	125	143	259	115	1	4	5	652
62	93	171	208	41	30	5	17	565
62A	60	58	104	34	3	5	7	271
63	60	62	82	17	12	0	3	236
64	42	180	116	19	45	11	12	425
65	69	252	175	9	40	8	16	569
66	42	66	101	34	4	5	1	253
67	88	148	76	14	23	2	10	361
68	138	106	57	32	11	1	2	347
69	90	52	100	34	7	7	9	299

Contd....

Polling Station Level Election Results

Winner, Runner-up and 3rd Party Position & Winning Margin According to Polling Stations in Morena Assembly in Assembly Election (AE) under Morena Parliamentary Constituency in Madhya Pradesh (2018)

Polling Station Number	Winner Party	Winner Votes (%)	Runner-up Party	Runner-up Votes (%)	Winning Margin Votes (%)	Third Party	Third Party Votes (%)	Other Votes (%)
66	BSP	101 (39.92)	BJP	66 (26.09)	35 (13.83)	INC	42 (16.6)	44 (17.39)
67	BJP	148 (41)	INC	88 (24.38)	60 (16.62)	BSP	76 (21.05)	49 (13.57)
68	INC	138 (39.77)	BJP	106 (30.55)	32 (9.22)	BSP	57 (16.43)	46 (13.26)
69	BSP	100 (33.44)	INC	90 (30.1)	10 (3.34)	BJP	52 (17.39)	57 (19.06)
70	INC	254 (52.16)	BJP	135 (27.72)	119 (24.44)	BSP	46 (9.45)	52 (10.68)
71	INC	240 (35.82)	BJP	195 (29.1)	45 (6.72)	BSP	130 (19.4)	105 (15.67)
72	INC	152 (34.31)	BSP	122 (27.54)	30 (6.77)	BJP	120 (27.09)	49 (11.06)
73	BJP	123 (35.34)	INC	107 (30.75)	16 (4.59)	BSP	75 (21.55)	43 (12.36)
74	INC	169 (41.22)	BJP	159 (38.78)	10 (2.44)	BSP	49 (11.95)	33 (8.05)
75	INC	142 (43.16)	AAP	76 (23.1)	66 (20.06)	BJP	70 (21.28)	41 (12.46)
76	INC	218 (50.93)	BJP	126 (29.44)	92 (21.49)	AAP	53 (12.38)	31 (7.24)
77	INC	182 (42.13)	BJP	181 (41.9)	1 (0.23)	AAP	38 (8.8)	31 (7.18)
78	INC	129 (33.51)	AAP	114 (29.61)	15 (3.9)	BJP	82 (21.3)	60 (15.58)
79	INC	198 (49.62)	BJP	94 (23.56)	104 (26.06)	AAP	72 (18.05)	35 (8.77)
80	INC	234 (43.17)	BJP	207 (38.19)	27 (4.98)	AAP	56 (10.33)	45 (8.3)
81	INC	162 (49.69)	BJP	104 (31.9)	58 (17.79)	BSP	28 (8.59)	32 (9.82)
82	INC	203 (50.25)	BJP	118 (29.21)	85 (21.04)	BSP	39 (9.65)	44 (10.89)
83	INC	170 (52.15)	BJP	85 (26.07)	85 (26.08)	BSP	37 (11.35)	34 (10.43)
84	INC	121 (47.45)	BJP	75 (29.41)	46 (18.04)	AAP	29 (11.37)	30 (11.76)
85	INC	317 (41.22)	BJP	300 (39.01)	17 (2.21)	BSP	72 (9.36)	80 (10.4)
86	INC	111 (38.95)	BJP	82 (28.77)	29 (10.18)	BSP	40 (14.04)	52 (18.25)
87	INC	114 (34.03)	BJP	78 (23.28)	36 (10.75)	BSP	78 (23.28)	65 (19.4)
88	BSP	90 (33.83)	INC	84 (31.58)	6 (2.25)	BJP	57 (21.43)	35 (13.16)
89	BJP	142 (32.35)	INC	118 (26.88)	24 (5.47)	AAP	96 (21.87)	83 (18.91)
90	INC	204 (46.26)	BSP	144 (32.65)	60 (13.61)	BJP	49 (11.11)	44 (9.98)
91	INC	137 (42.55)	BSP	119 (36.96)	18 (5.59)	BJP	34 (10.56)	32 (9.94)
92	INC	81 (35.06)	AAP	61 (26.41)	20 (8.65)	BJP	48 (20.78)	41 (17.75)
93	INC	109 (31.5)	BJP	105 (30.35)	4 (1.15)	AAP	99 (28.61)	33 (9.54)
94	INC	248 (50.61)	BJP	147 (30)	101 (20.61)	AAP	50 (10.2)	45 (9.18)
95	INC	261 (65.25)	BJP	73 (18.25)	188 (47)	BSP	25 (6.25)	41 (10.25)
96	INC	224 (50.45)	BJP	122 (27.48)	102 (22.97)	AAP	35 (7.88)	63 (14.19)
97	INC	283 (54.32)	BJP	137 (26.3)	146 (28.02)	AAP	44 (8.45)	57 (10.94)
98	BJP	81 (41.75)	AAP	50 (25.77)	31 (15.98)	INC	45 (23.2)	18 (9.28)

Contd....

Socio-Economic Amenities - Rural

Access to Education Facilities

Particulars	Number of Village (% of Population)				
	Available	Not Available	If Not Available (Distance of Nearest Facility)		
			A	B	C
Govt. Primary School	94 (100)	3 (0)	3 (0)	0 (0)	0 (0)
Private Primary School	11 (22)	86 (78)	0 (0)	0 (0)	0 (0)
Govt. Middle School	41 (66)	56 (34)	38 (24)	9 (5)	1 (0)
Private Middle School	6 (13)	91 (87)	0 (0)	0 (0)	0 (0)
Govt. Secondary School	10 (18)	87 (82)	23 (19)	35 (34)	9 (6)
Private Secondary School	5 (15)	92 (85)	4 (2)	1 (0)	1 (1)
Govt. Senior Secondary School	1 (0)	96 (100)	15 (21)	44 (40)	16 (15)
Private Senior Secondary School	4 (6)	93 (94)	2 (0)	4 (2)	0 (0)
Govt. Arts and Science Degree College	0 (0)	97 (100)	4 (7)	26 (30)	55 (53)
Private Arts and Science Degree College	0 (0)	97 (100)	0 (0)	0 (0)	0 (0)
Govt. Engineering College	0 (0)	97 (100)	0 (0)	9 (11)	29 (34)
Private Engineering College	2 (2)	95 (98)	4 (5)	16 (15)	24 (17)
Govt. Medicine College	0 (0)	97 (100)	0 (0)	4 (1)	42 (39)
Private Medicine College	0 (0)	97 (100)	0 (0)	0 (0)	0 (0)
Govt. Management Institute	0 (0)	97 (100)	1 (3)	4 (6)	36 (38)
Private Management Institute	0 (0)	97 (100)	0 (0)	8 (9)	19 (18)
Govt. Polytechnic	0 (0)	97 (100)	1 (3)	9 (12)	87 (85)
Private Polytechnic	0 (0)	97 (100)	0 (0)	0 (0)	0 (0)
Govt. Vocational Training School/ITI	0 (0)	97 (100)	0 (0)	8 (15)	89 (85)
Private Vocational Training School/ITI	0 (0)	97 (100)	0 (0)	0 (0)	0 (0)
Govt. Non Formal Training Centre	0 (0)	97 (100)	1 (3)	6 (10)	85 (83)
Private Non Formal Training Centre	0 (0)	97 (100)	0 (0)	4 (3)	1 (1)
Govt. School For Disabled	0 (0)	97 (100)	1 (0)	4 (9)	40 (39)
Private School For Disabled	0 (0)	97 (100)	0 (0)	3 (1)	11 (6)
Government Others	1 (1)	96 (99)	1 (3)	7 (12)	88 (84)
Private Others	0 (0)	97 (100)	0 (0)	0 (0)	0 (0)

Note : Distance A : Less than 5 km; B : Between 5-10 km; C : 10+ km.; Source : Data Analysis is based on 2011 Census.

DISCLAIMER

The Terms of Use and Disclaimer of Datanet India Private Limited (hereinafter referred to as "Datanet") for use of this analysis report of **Morena Assembly Constituency (Morena Vidhan Sabha) :-**

1. **Assembly Factbook™** is a Registered Trade Mark owned by Datanet.
2. All the maps are sketched and graphical representation only and have not been drawn to the scale and also not to represent the actual geographical area or boundary of the unit.
3. The data for the aforesaid analysis is based on authentic sources and has been culled from the various publications of Census, CSO and NSSO for district and block level data, various central and state government departments, Central & State Elections Commissions and the concerned Returning Officers' releases, Electoral Rolls, Election results and allied publications, internal assessment, surveys, estimates and analysis. Therefore, certain adjustment of data at micro level may have been done to arrive closer to the macro data.
4. Data have been provided on an "As Is" and "As AVAILABLE" basis
5. The colours shown in the maps or diagram and charts of a particular party, alliance or AC are indicative and do not represent them.
6. This publication which includes maps, sheets, graphs and data would be the property under copyright of Datanet only. The user may use these for its internal study, analysis and research purposes. It's public display, re-selling or any commercial uses by the user are not allowed.
7. Datanet has taken due care and caution in compilation and processing of data and allied information, but does not guarantee the accuracy, adequacy or completeness of any information/analysis and will be not responsible for any errors or omissions or for the results obtained from the use of such information/analysis.
8. All the contents for the publication have been culled from various authentic sources and Datanet reasonably believes such sources to be reliable, but does not make any representations, express or implied as to the accuracy or fitness of use of such information. The information or contents of the information/analysis do not constitute advice and should not be relied upon in making (or refraining from making) any decision. Any reliance placed upon the information provided by Datanet is the sole responsibility and strictly at the user's risk.
9. In no event will Datanet be liable for any damages (including, without limitation, damages for loss of business projects, or loss of profits) arising in contract, tort or otherwise from the use of or inability to use any of its contents, or from any action taken (or refrained from being taken) as a result of using the analysis or any of its contents. Datanet its directors, owners, editors, officials, employees, distributor and agents or any associate will not be liable for any errors in the information contained or any consequences arising from the use of the contents of the provided information/analysis.
10. If any provision of these terms and conditions is held invalid or illegal or unenforceable for any reason by any court of competent jurisdiction, such provision shall be severed and the remainder of provisions of the terms and conditions shall continue in full force and effect as if the Term of Use had been executed with the invalid, illegal or unenforceable provision eliminated.
11. If there are any discrepancies in the information provided, please bring it to attention of Datanet for suitable rectification measures.

Buy Online This Complete Book At
Datanet India eBooks Store

www.indiastatpublications.com

or go directly at

[http://www.indiastatpublications.com/
Assembly_factbook/Madhya_Pradesh/Morena/Morena](http://www.indiastatpublications.com/Assembly_factbook/Madhya_Pradesh/Morena/Morena)

 **indiastat**elections

