



Madhya Pradesh

Assembly Factbook™

Ujjain Uttar Assembly Constituency



Key Electoral Data of Ujjain Uttar
Assembly Constituency (Vidhan Sabha)

Madhya Pradesh

Assembly Factbook™

Ujjain Uttar Assembly Constituency



Ujjain Uttar Vidhan Sabha

Editor & Director

Dr. R.K. Thukral

Research Editor

Dr. Shafeeq Rahman

**Compiled, Researched and Published by
Datanet India Pvt. Ltd.**

D-100, 1st Floor,
Okhla Industrial Area, Phase-I,
New Delhi- 110020.
Ph.: 91-11- 43580781-84
Email : support@indiastatpublications.com
Website : www.indiastatelections.com

Online Book Store :

www.indiastatpublications.com

Report No. : AFB/MP-216-0125

ISBN : 978-93-6237-551-3

First Edition : January, 2018

Eighth Updated Edition : January, 2025

Price : Rs.11500/-

US\$ 310

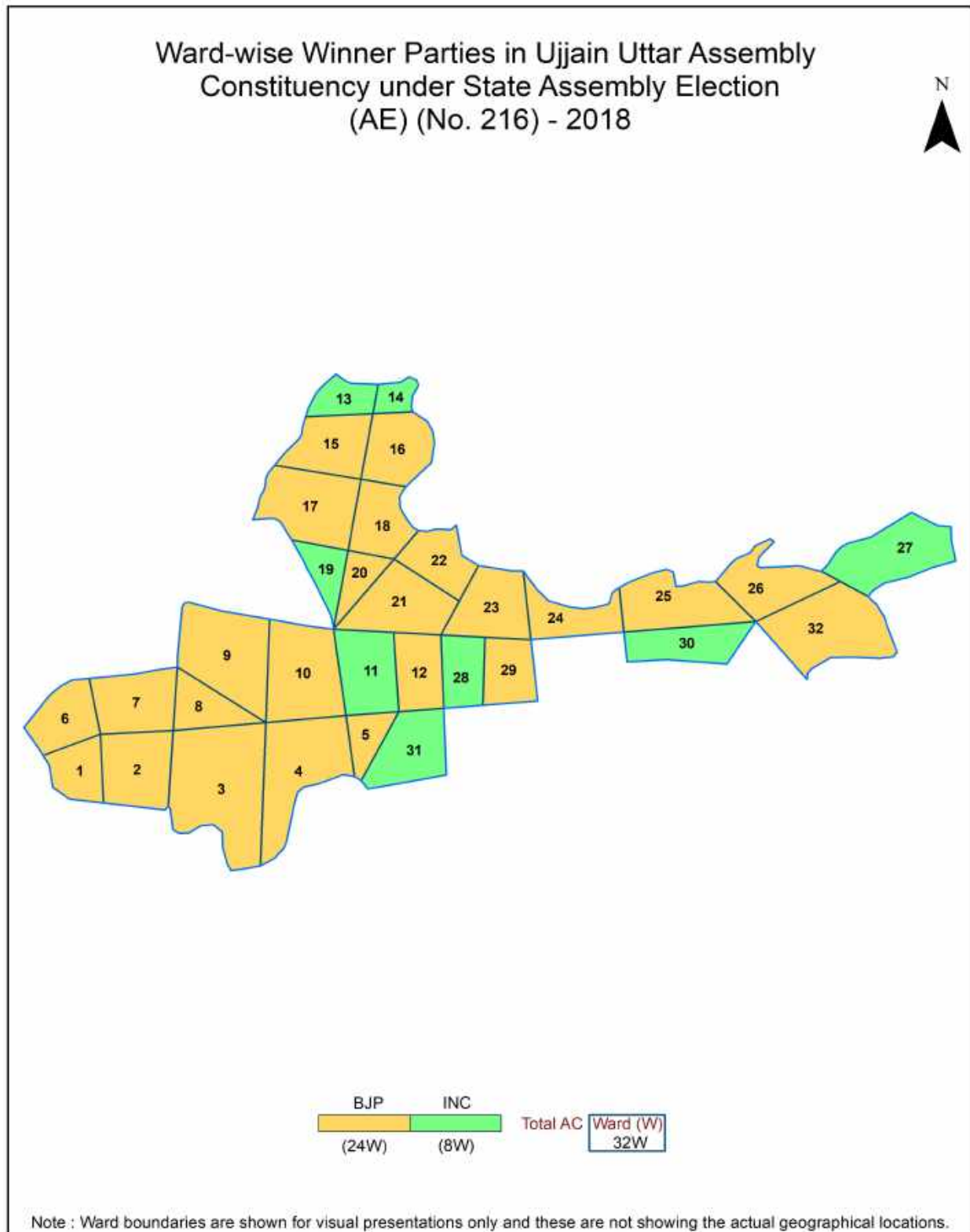
© Datanet India Pvt. Ltd.

All rights reserved. No part of this book may be reproduced, stored in a retrieval system or transmitted in any form or by any means, mechanical photocopying, photographing, scanning, recording or otherwise without the prior written permission of the publisher. Please refer to Disclaimer at page no. 187 for the use of this publication.

Printed in India

No.	Particulars	Page No.
	Introduction	
1	Assembly Constituency - (Vidhan Sabha) at a Glance Features of Assembly as per Delimitation Commission of India (2008)	1-2
	Location and Political Maps	
2	Location Map Boundaries of Assembly Constituency - (Vidhan Sabha) in District Boundaries of Assembly Constituency under Parliamentary Constituency - (Lok Sabha) Town & Village-wise Winner Parties- 2024, 2023, 2019, 2018, 2014, 2013, 2009 and 2008	3-11
	Administrative Setup (2011)	
3	District Sub-district Towns Villages Inhabited Villages Uninhabited Villages Village Panchayat Intermediate Panchayat	12
	Demographics (2011)	
4	Population Households Rural/Urban Population Towns and Villages by Population Size Sex Ratio (Total & 0-6 Years) Religious Population Social Population Literacy Rate	13-14
	Electoral Features	
5	Important Dates of Last Elections Held Electors by Gender Service Electors Voters Voters Turnout Polling Stations & Average Number of Electors per Polling Station Electors by Age Group Present Elected Representatives	15-20
	Historical Summary Election Results	
6	Vote Share of Major Parties Winning Margin (Number & Percentage) Polarity of Parties Summary Result of Assembly Segment of Parliamentary Elections 2024, 2019, 2014, 2009, 2004 and 1999 Summary Result of Assembly Elections 2023, 2018, 2013, 2008, 2003, 1998, 1993, 1990, 1985, 1980, 1977, 1972, 1967, 1962 and 1957	21-43
	Polling Station Level Election Results	
7	Name and Number of Polling Station 2024, 2023, 2019, 2018, 2014, 2013, 2009 and 2008 Polling Station-wise Electors, Voters & Voters Turnout 2024, 2023, 2019, 2018, 2014, 2013, 2009 and 2008 Polling Station wise Elections Results 2024, 2023, 2019, 2018, 2014, 2013, 2009 and 2008	44-181
	Share of Assembly Constituency	
8	Share of Assembly Constituency - (Vidhan Sabha) in State, District and Parliamentary Constituency - (Lok Sabha)	182
9	Abbreviation & Sources	184-185
10	Disclaimer	187

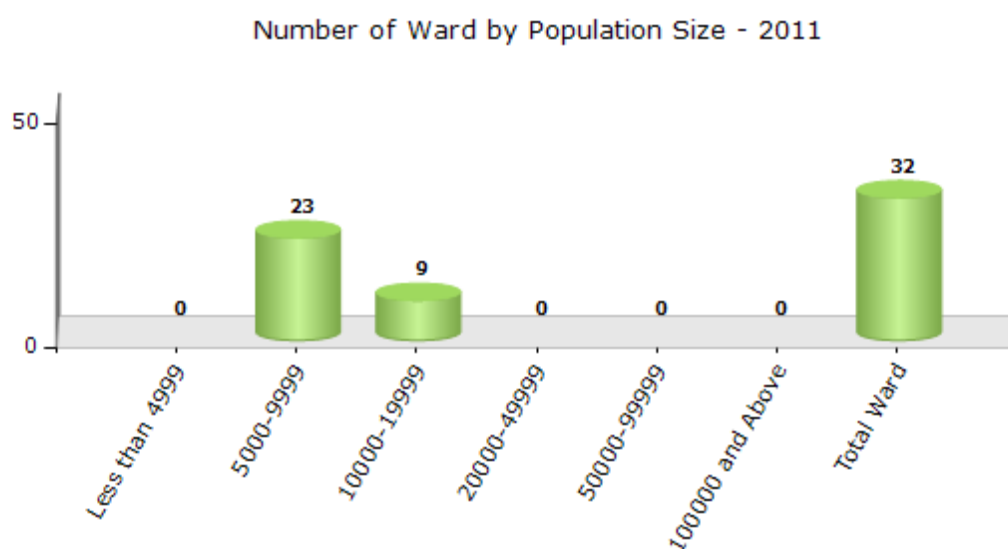
Location & Political Map



Demographics

Number of Ward by Population Size - 2011

Less than 4999	5000-9999	10000-19999	20000-49999	50000-99999	100000 and Above	Total Ward
0	23	9	0	0	0	32



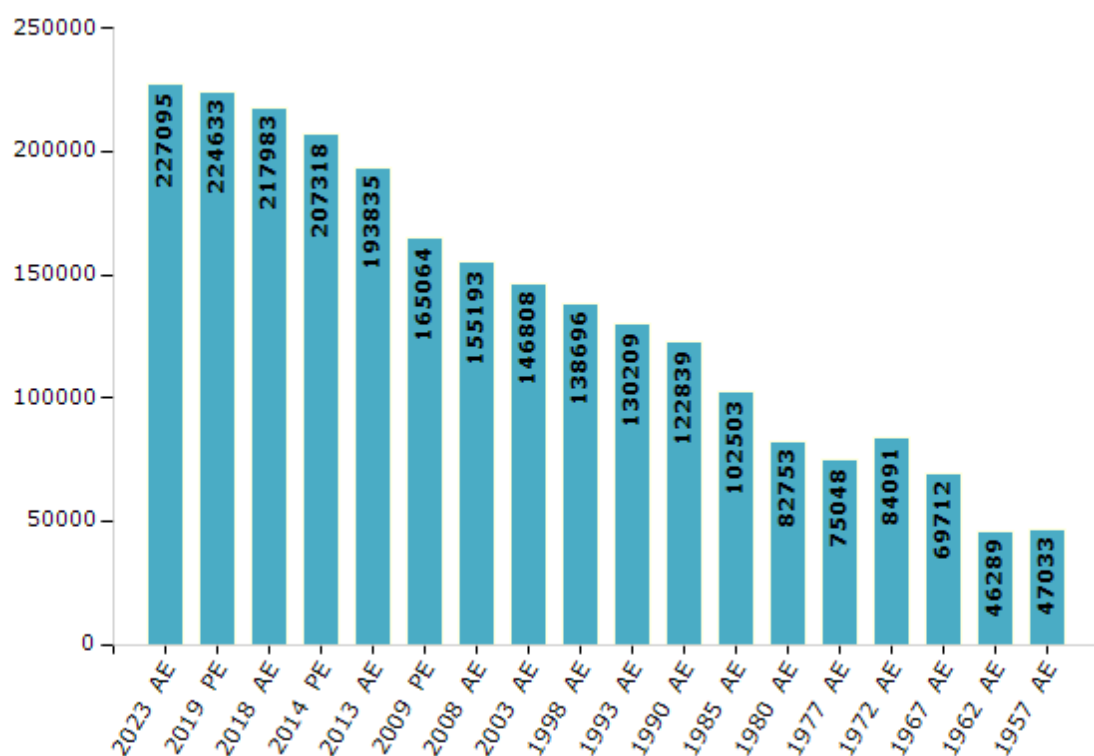
Electoral Features

Electors by Male & Female

Year	Male	Female	Others	Total
2023 AE	113299	113771	25	227095
2019 PE	113799	110822	12	224633
2018 AE	110717	107254	12	217983
2014 PE	106755	100562	1	207318
2013 AE	100204	93630	1	193835
2009 PE	86874	78190	-	165064
2008 AE	81728	73465	-	155193
2004 PE	-	-	-	-
2003 AE	76762	70046	-	146808
1999 PE	-	-	-	-
1998 AE	72085	66611	-	138696

Year	Male	Female	Others	Total
1993 AE	67454	62755	-	130209
1990 AE	63406	59433	-	122839
1985 AE	53256	49247	-	102503
1980 AE	43264	39489	-	82753
1977 AE	39173	35875	-	75048
1972 AE	44088	40003	-	84091
1967 AE	-	-	-	69712
1962 AE	-	-	-	46289
1957 AE	-	-	-	47033
1952 AE	-	-	-	-

Number of Electors

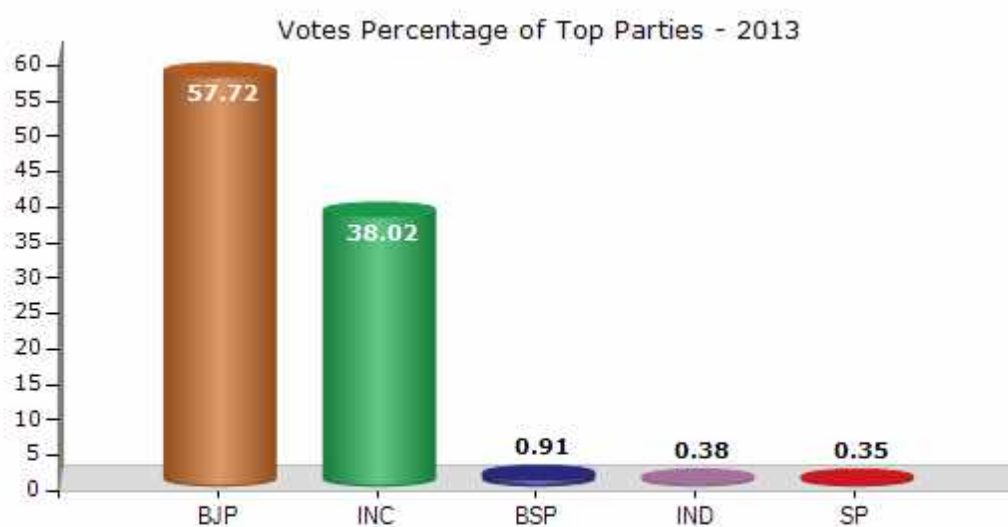


Note : AE : Assembly Election, PE : Assembly Segment of Parliamentary Election

Historical Summary Election Results

Summary Result of Assembly Election - 2013

Candidate Name	Party	Votes	Votes %
Paraschandra Jain	BJP	72815	57.72
Vivek Jagdish Yadav	INC	47966	38.02
Abdul Rajjak Lala	BSP	1145	0.91
Qazi Molana Arif Nadvi	IND	478	0.38
Irshaiduddin Shaik (Jhirniya)	SP	440	0.35
Jagdishchandra Bahtt	SHS	418	0.33
Qazi Hifzurrahman	IND	317	0.25
	NOTA	2575	2.04



Polling Station Level Election Results

Number and Name of Polling Stations (PS) (2018)

Number of Polling Stations	Name of Polling Stations	Number of Polling Stations	Name of Polling Stations
1	Sha.Haiskul Bherugadh Office Kaksh Kr 1 Ujjain	21	Aadarsh Pra.Vidhyalay Room South West Khilchipur Ujjain
2	Sha. High School Bherughad Karyalay Room. No. 2 Ujjain	22	Adarsh Pra.V. Khilachipur Kaksh Kramank 2 Ujjain
3	Ayurvedik Aousdhalay Nagar Nigam Bherughad Naka Daya Bhag Ujjain	23	Aadarsh Pra.Vidhyalay Khilchipur North East Room, Ujjain
4	Ayurvedik Aoushadhyalay Nagar Nigam Baya Bhag Ujjain	23A	Aadarsh Pra.Vidhyalay Khilchipur North East Room, Ujjain
5	Hast Shilp Vikas Nigam Office Bhawan Bheravagadh Todi Ujjain	24	Aadarsh Pra. Vi. Khilchipur Kaksh Kr. 3 Ujjain
6	Hastshilp Vikas Nigam Karyalay Bhavan Bhairavgar Todi Ujjain	25	New Gyan Sagar Public School Yadav Nagar Kaksh Kr 1 Ujjain
7	Sha. Ba. Pra. Vi. Mahendra Marg Dakshini Kaksh Ujjain	26	New Gyan Sagar Public School Yadav Nagar Kaksh Kr 2 Ujjain
8	Govt. P.S. School Bhavan Bhairavgadh Mahendra Marg Norh Room Ujjain	27	Saawariya High School, Room 1 Aagar Road, North, Ujjain
9	Prathamik Shala Bhawan Mojamakhedi	28	Savariya Hai School, Room No.1 Aagar Road West East Bhag Ujjain
10	Sarvati Sishu Mandir Ka Kash No 2 Pipli Naka Ujjain	29	Mathur Vaishy Dharmashala Ka Hal Stage Ke Paas Ujjain
11	Sarsvati Sishu Mandir Ka East Room Pipli Naka Ujjain	30	Mathur Vaishy Dharmshala Ka Hal Stag Ke Pass North West Bhag Ujjain
12	Saraswti Shishu Mandir Ks Room No. 3 Pipli Naka Ujjain	31	Mathur Naishya Dharmshala Ka Haal Staej Ke Pass Ujjain Paschim Bhag
13	Jhon Kr.1 Nagar Nigam Waed Samiti Karyalay Pipli Naka Room. No. 1 Ujjain	32	Sentapal Kanvent School Narsari Kaksh Kr 33 Agar Road Ujjain
14	Jhon Ke. 1 Nagar Nigam Ward Samiti Karyalay Pipli Naka Room. No. 2 Ujjain	33	Sentpal Kanvent School Narsari Room. No. 30 Agar Road Ujjain
15	Sarasvati Sishu Mandir Ka Kaksh No 4 Ujjain	34	Sentapal Kanvent School Narsari Kaksh Kr 32 Agar Road Ujjain
16	Sarswati Shishu Mandir Piplinaka Daya Room Ujjain	35	Sentpaul Kanvent School Aagar Road,Narsari Kaksha Ka South West Room
17	Sarswati Shishu Mandir Pipali Naka Room. No. 7 Ujjain	36	Sentpal School Narsari Room.No. 28 Agar Road Ujjain
18	Sarsvati Shishu Mandir School Kamra No 9 Piplinaka Ujjain	37	Sentpal School Narsari Room No. 27 Agar Road Ujjain
18A	Sarsvati Shishu Mandir School Kamra No 9 Piplinaka Ujjain	38	Sha.Pra.Vid. Lashmee Nagar Ka Utari Kasha Atrita Visva Bank Colone Ujjain
19	Sarswati Shishu Mandir School Room No. 10 Pipali Naka Ujjain	39	Sha. Pra. Vi. Laxmi Nagar Ka Dashini Rom Atirikta Vishv Bank Colony Ujjain
20	Adarsh Pra.V. Khilachipur Kaksh Kramank 1 Ujjain	40	Sha Pa Vi Laxmi Nagar Mady Kash Atirit Visv Bank Caloni Ujjain

Contd....

Polling Station Level Election Results

Polling Station-wise Votes Secured by Overall Top Five Parties in Ujjain Uttar Assembly in Assembly Election (AE) under Ujjain Parliamentary Constituency in Madhya Pradesh (2018)

Number of Polling Station	Winner - Paras Jain (BJP)	Runner-up - Mhanat Rajendra Bharti (INC)	3rd - Maya Rajesh Trivedi (IND)	4th - Jiyalal Sharma (SPAKP)	5th - Abdul Rajjak Lala (BSP)	NOTA	Other	Total Votes Secured
34	417	152	19	6	6	7	3	610
35	694	162	49	15	18	24	13	975
36	527	185	30	9	18	16	1	786
37	350	39	2	0	3	4	1	399
38	535	189	34	2	4	11	3	778
39	352	106	19	1	1	3	7	489
40	439	147	59	14	10	3	2	674
41	240	49	14	12	6	10	4	335
42	518	94	66	15	3	9	6	711
43	463	122	16	7	4	4	5	621
44	213	35	5	3	2	1	2	261
45	190	49	22	9	1	1	2	274
46	322	157	59	11	1	10	16	576
47	396	89	22	5	2	1	9	524
48	322	112	51	6	2	9	3	505
49	219	104	51	3	0	4	1	382
50	435	150	107	8	3	10	13	726
51	363	146	57	13	4	8	6	597
52	158	69	19	6	0	2	0	254
53	280	97	41	5	1	4	4	432
54	172	40	35	7	1	1	2	258
55	224	419	18	7	3	3	1	675
56	185	182	15	3	2	8	2	397
57	327	147	27	1	1	6	7	516
58	396	118	36	5	5	7	2	569
59	252	78	19	5	3	1	2	360
60	370	146	44	13	7	7	3	590
61	266	452	17	8	3	10	5	761
62	554	172	41	15	9	5	9	805
63	599	171	39	4	9	9	8	839
64	276	49	26	1	4	1	3	360
65	588	130	42	11	13	4	7	795
66	292	47	20	1	0	1	4	365
67	226	54	24	3	4	2	4	317
68	264	114	58	10	0	4	1	451

Contd....

Polling Station Level Election Results

Winner, Runner-up and 3rd Party Position & Winning Margin According to Polling Stations in Ujjain Uttar Assembly in Assembly Election (AE) under Ujjain Parliamentary Constituency in Madhya Pradesh (2018)

Polling Station Number	Winner Party	Winner Votes (%)	Runner-up Party	Runner-up Votes (%)	Winning Margin Votes (%)	Third Party	Third Party Votes (%)	Other Votes (%)
65	BJP	588 (73.96)	INC	130 (16.35)	458 (57.61)	IND (MRT)	42 (5.28)	35 (4.4)
66	BJP	292 (80)	INC	47 (12.88)	245 (67.12)	IND (MRT)	20 (5.48)	6 (1.64)
67	BJP	226 (71.29)	INC	54 (17.03)	172 (54.26)	IND (MRT)	24 (7.57)	13 (4.1)
68	BJP	264 (58.54)	INC	114 (25.28)	150 (33.26)	IND (MRT)	58 (12.86)	15 (3.33)
69	BJP	381 (68.16)	INC	122 (21.82)	259 (46.34)	IND (MRT)	36 (6.44)	20 (3.58)
70	BJP	413 (71.58)	INC	82 (14.21)	331 (57.37)	IND (MRT)	63 (10.92)	19 (3.29)
71	BJP	423 (63.42)	INC	141 (21.14)	282 (42.28)	IND (MRT)	67 (10.04)	36 (5.4)
72	BJP	415 (81.21)	INC	48 (9.39)	367 (71.82)	IND (MRT)	39 (7.63)	9 (1.76)
73	BJP	423 (63.13)	INC	141 (21.04)	282 (42.09)	IND (MRT)	72 (10.75)	34 (5.07)
74	BJP	432 (70.24)	INC	117 (19.02)	315 (51.22)	IND (MRT)	45 (7.32)	21 (3.41)
75	BJP	206 (70.07)	INC	64 (21.77)	142 (48.3)	IND (MRT)	19 (6.46)	5 (1.7)
76	INC	361 (48.39)	BJP	306 (41.02)	55 (7.37)	IND (MRT)	52 (6.97)	27 (3.62)
77	BJP	443 (70.09)	INC	117 (18.51)	326 (51.58)	IND (MRT)	49 (7.75)	23 (3.64)
78	BJP	299 (60.04)	INC	116 (23.29)	183 (36.75)	IND (MRT)	47 (9.44)	36 (7.23)
79	BJP	114 (57.87)	INC	70 (35.53)	44 (22.34)	IND (MRT)	8 (4.06)	5 (2.54)
80	BJP	339 (56.22)	INC	149 (24.71)	190 (31.51)	IND (MRT)	91 (15.09)	24 (3.98)
81	BJP	403 (61.34)	INC	199 (30.29)	204 (31.05)	IND (MRT)	21 (3.2)	34 (5.18)
82	BJP	300 (58.71)	INC	99 (19.37)	201 (39.34)	IND (MRT)	91 (17.81)	21 (4.11)
83	BJP	299 (62.29)	INC	126 (26.25)	173 (36.04)	IND (MRT)	40 (8.33)	15 (3.13)
84	BJP	310 (49.36)	INC	265 (42.2)	45 (7.16)	IND (MRT)	31 (4.94)	22 (3.5)
85	BJP	353 (68.28)	INC	122 (23.6)	231 (44.68)	IND (MRT)	31 (6)	11 (2.13)
86	BJP	212 (50.36)	INC	159 (37.77)	53 (12.59)	IND (MRT)	38 (9.03)	12 (2.85)
87	INC	270 (49.91)	BJP	192 (35.49)	78 (14.42)	IND (MRT)	71 (13.12)	8 (1.48)
88	INC	319 (51.87)	BJP	219 (35.61)	100 (16.26)	IND (MRT)	50 (8.13)	27 (4.39)
89	BJP	346 (47.59)	INC	287 (39.48)	59 (8.11)	IND (MRT)	73 (10.04)	21 (2.89)
90	INC	286 (54.37)	BJP	187 (35.55)	99 (18.82)	IND (MRT)	33 (6.27)	20 (3.8)
91	INC	147 (58.1)	BJP	87 (34.39)	60 (23.71)	IND (MRT)	14 (5.53)	5 (1.98)
92	BJP	421 (69.82)	INC	109 (18.08)	312 (51.74)	IND (MRT)	42 (6.97)	31 (5.14)
93	BJP	212 (64.05)	INC	90 (27.19)	122 (36.86)	IND (MRT)	21 (6.34)	8 (2.42)
94	BJP	588 (67.9)	INC	197 (22.75)	391 (45.15)	IND (MRT)	43 (4.97)	38 (4.39)
95	BJP	521 (66.54)	IND (MRT)	121 (15.45)	400 (51.09)	INC	108 (13.79)	33 (4.21)
96	BJP	471 (70.09)	INC	114 (16.96)	357 (53.13)	IND (MRT)	71 (10.57)	16 (2.38)
97	BJP	240 (66.48)	IND (MRT)	67 (18.56)	173 (47.92)	INC	46 (12.74)	8 (2.22)

Contd....

DISCLAIMER

The Terms of Use and Disclaimer of Datanet India Private Limited (hereinafter referred to as "Datanet") for use of this analysis report of **Ujjain Uttar Assembly Constituency (Ujjain Uttar Vidhan Sabha)** :-

1. **Assembly Factbook™** is a Registered Trade Mark owned by Datanet.
2. All the maps are sketched and graphical representation only and have not been drawn to the scale and also not to represent the actual geographical area or boundary of the unit.
3. The data for the aforesaid analysis is based on authentic sources and has been culled from the various publications of Census, CSO and NSSO for district and block level data, various central and state government departments, Central & State Elections Commissions and the concerned Returning Officers' releases, Electoral Rolls, Election results and allied publications, internal assessment, surveys, estimates and analysis. Therefore, certain adjustment of data at micro level may have been done to arrive closer to the macro data.
4. Data have been provided on an "As Is" and "As AVAILABLE" basis
5. The colours shown in the maps or diagram and charts of a particular party, alliance or AC are indicative and do not represent them.
6. This publication which includes maps, sheets, graphs and data would be the property under copyright of Datanet only. The user may use these for its internal study, analysis and research purposes. It's public display, re-selling or any commercial uses by the user are not allowed.
7. Datanet has taken due care and caution in compilation and processing of data and allied information, but does not guarantee the accuracy, adequacy or completeness of any information/analysis and will be not responsible for any errors or omissions or for the results obtained from the use of such information/analysis.
8. All the contents for the publication have been culled from various authentic sources and Datanet reasonably believes such sources to be reliable, but does not make any representations, express or implied as to the accuracy or fitness of use of such information. The information or contents of the information/analysis do not constitute advice and should not be relied upon in making (or refraining from making) any decision. Any reliance placed upon the information provided by Datanet is the sole responsibility and strictly at the user's risk.
9. In no event will Datanet be liable for any damages (including, without limitation, damages for loss of business projects, or loss of profits) arising in contract, tort or otherwise from the use of or inability to use any of its contents, or from any action taken (or refrained from being taken) as a result of using the analysis or any of its contents. Datanet its directors, owners, editors, officials, employees, distributor and agents or any associate will not be liable for any errors in the information contained or any consequences arising from the use of the contents of the provided information/analysis.
10. If any provision of these terms and conditions is held invalid or illegal or unenforceable for any reason by any court of competent jurisdiction, such provision shall be severed and the remainder of provisions of the terms and conditions shall continue in full force and effect as if the Term of Use had been executed with the invalid, illegal or unenforceable provision eliminated.
11. If there are any discrepancies in the information provided, please bring it to attention of Datanet for suitable rectification measures.

Buy Online This Complete Book At
Datanet India eBooks Store

www.indiastatpublications.com

or go directly at

[http://www.indiastatpublications.com/
Assembly_factbook/Madhya_Pradesh/Ujjain/Ujjain_Uttar](http://www.indiastatpublications.com/Assembly_factbook/Madhya_Pradesh/Ujjain/Ujjain_Uttar)

 **indiastat**elections

ISBN : 978-93-6237-551-3



9 789362 375513