



Maharashtra

# Assembly Factbook™

Risod Assembly Constituency



Key Electoral Data of Risod  
Assembly Constituency (Vidhan Sabha)

Maharashtra

# Assembly Factbook™

Risod Assembly Constituency



Risod Vidhan Sabha

**Editor & Director**

Dr. R.K. Thukral

**Research Editor**

Dr. Shafeeq Rahman

**Compiled, Researched and Published by  
Datanet India Pvt. Ltd.**

D-100, 1st Floor,

Okhla Industrial Area, Phase-I,

New Delhi- 110020.

Ph.: 91-11- 43580781-84

Email : support@indiastatpublications.com

Website : www.indiastatelections.com

**Online Book Store :**

www.indiastatpublications.com

**Report No. :** AFB/MH-033-0125

**ISBN :** 978-93-86662-56-9

**First Edition :** January, 2018

**Eighth Updated Edition :** January, 2025

**Price :** Rs.11500/-

US\$ 310

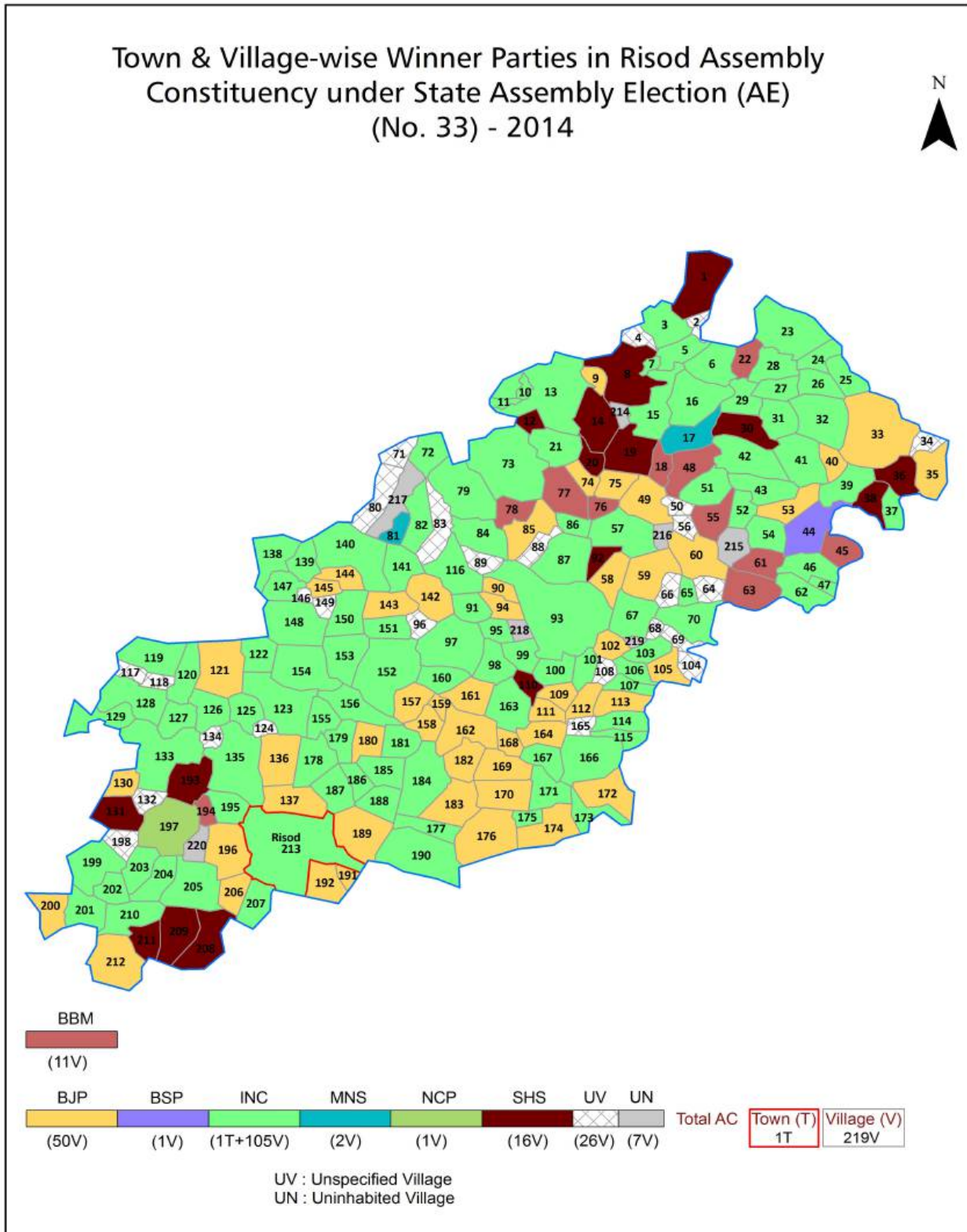
**© Datanet India Pvt. Ltd.**

All rights reserved. No part of this book may be reproduced, stored in a retrieval system or transmitted in any form or by any means, mechanical photocopying, photographing, scanning, recording or otherwise without the prior written permission of the publisher. Please refer to Disclaimer at page no. 128 for the use of this publication.

Printed in India

No.	Particulars	Page No.
	<b>Introduction</b>	
1	Assembly Constituency - (Vidhan Sabha) at a Glance   Features of Assembly as per Delimitation Commission of India (2008)	1-2
	<b>Location and Political Maps</b>	
2	Location Map   Boundaries of Assembly Constituency - (Vidhan Sabha) in District   Boundaries of Assembly Constituency under Parliamentary Constituency - (Lok Sabha)   Town & Village-wise Winner Parties- 2024-PE, 2024-AE, 2019-PE and 2014-AE	3-10
	<b>Administrative Setup (2011)</b>	
3	District   Sub-district   Towns   Villages   Inhabited Villages   Uninhabited Villages   Village Panchayat   Intermediate Panchayat	11-22
	<b>Demographics (2011)</b>	
4	Population   Households   Rural/Urban Population   Towns and Villages by Population Size   Sex Ratio (Total & 0-6 Years)   Religious Population   Social Population   Literacy Rate	23-24
	<b>Electoral Features</b>	
5	Important Dates of Last Elections Held   Electors by Gender   Service Electors   Voters   Voters Turnout   Polling Stations & Average Number of Electors per Polling Station   Electors by Age Group   Present Elected Representatives	25-30
	<b>Historical Summary Election Results</b>	
6	Vote Share of Major Parties   Winning Margin (Number & Percentage)   Polarity of Parties   Summary Result of Assembly Segment of Parliamentary Elections 2024, 2019, 2014 and 2009   Summary Result of Assembly Elections 2024, 2019, 2014 and 2009	31-40
	<b>Polling Station Level Election Results</b>	
7	Name and Number of Polling Station 2024-PE, 2024-AE, 2019-PE and 2014-AE   Polling Station-wise Electors, Voters & Voters Turnout 2024-PE, 2024-AE, 2019-PE and 2014-AE   Polling Station wise Elections Results 2024-PE, 2024-AE, 2019-PE and 2014-AE	41-106
	<b>Share of Assembly Constituency</b>	
8	Share of Assembly Constituency - (Vidhan Sabha) in State, District and Parliamentary Constituency - (Lok Sabha)	107
	<b>Socio-Economic Amenities (2011)</b>	
9	Access to Administrative Units   Agricultural, Manufacturing and Industrial Commodities   Demographic Indicators   Education   Health & Manpower   Drinking Water Supply   Sanitation   Entertainment and Recreations Infrastructure   Power   Food Allocation Distribution and Marketing of Agriculture Commodities Infrastructure   Transport and Road Infrastructure   Communication   Banking and Financial Services   Land Use   Irrigation Source	109-123
10	<b>Abbreviation &amp; Sources</b>	125-126
11	<b>Disclaimer</b>	128

Location & Political Map



## Administrative Setup

### List of Village Panchayat & Intermediate Panchayat (Block) Name - 2011

Village Name	Village Panchayat Name	Intermediate Panchayat Name
Agarwadi	Agarwadi	Risod
Amana	Amana	Malegaon
Amani	-	Malegaon
Amkhed	-	Malegaon
Anchal	Anchal	Risod
Ansing	Sudhi	Malegaon
Asegaon Pen	Asegaon	Risod
Asola	-	Risod
Balkhed	Balkhed	Risod
Belkheda	-	Risod
Bhamatwadi	Gangalwadi	Malegaon
Bhapur	Bhapur	Risod
Bhar Jahagir	Bhar Jahagir	Risod
Bhaurad	-	Malegaon
Bhera	-	Malegaon
Bhildurga	-	Malegaon
Bhokarkhed	-	Risod
Bibkhed	Bibkhed	Risod
Borala	-	Malegaon
Borala Jahagir	-	Malegaon
Bordi	-	Malegaon
Borgaon	-	Malegaon
Borkhedi	Borkhedi	Risod
Bramhanwada Bk.	-	Malegaon
Bramhanwada Kh.	-	Malegaon
Bramhanwada Najik Marsul	Brahmanwada	Malegaon
Chakoli	-	Risod
Chandas	-	Malegaon
Chichamba Pen	Chichamba Pen	Risod

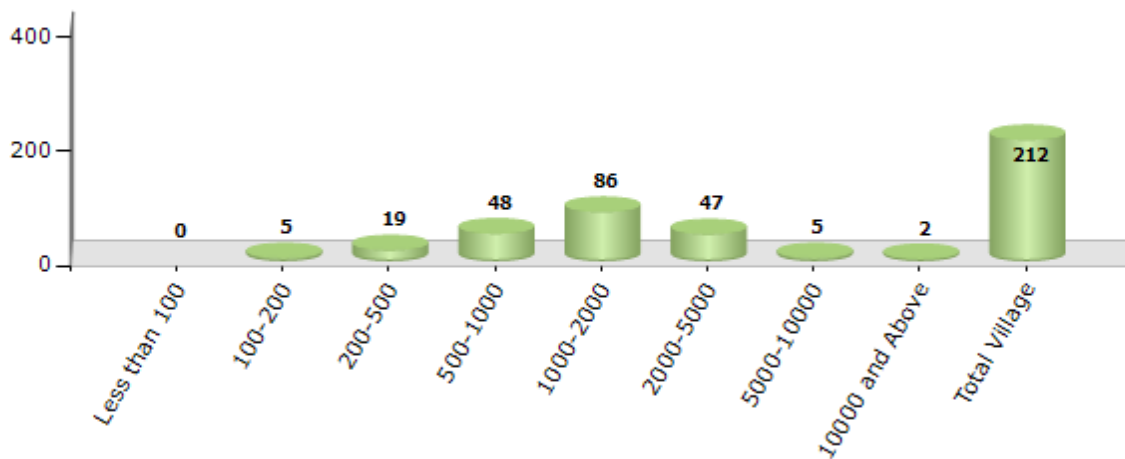
Contd....

## Demographics

### Number of Villages by Population Size - 2011

Less than 100	100-200	200-500	500-1000	1000-2000	2000-5000	5000-10000	10000 and Above	Total Village
0	5	19	48	86	47	5	2	212

Number of Villages by Population Size - 2011



### Number of Towns by Population Size - 2011

Less than 4999	5000-9999	10000-19999	20000-49999	50000-99999	100000 and Above	Total Town
0	0	0	1	0	0	1

Number of Towns by Population Size - 2011

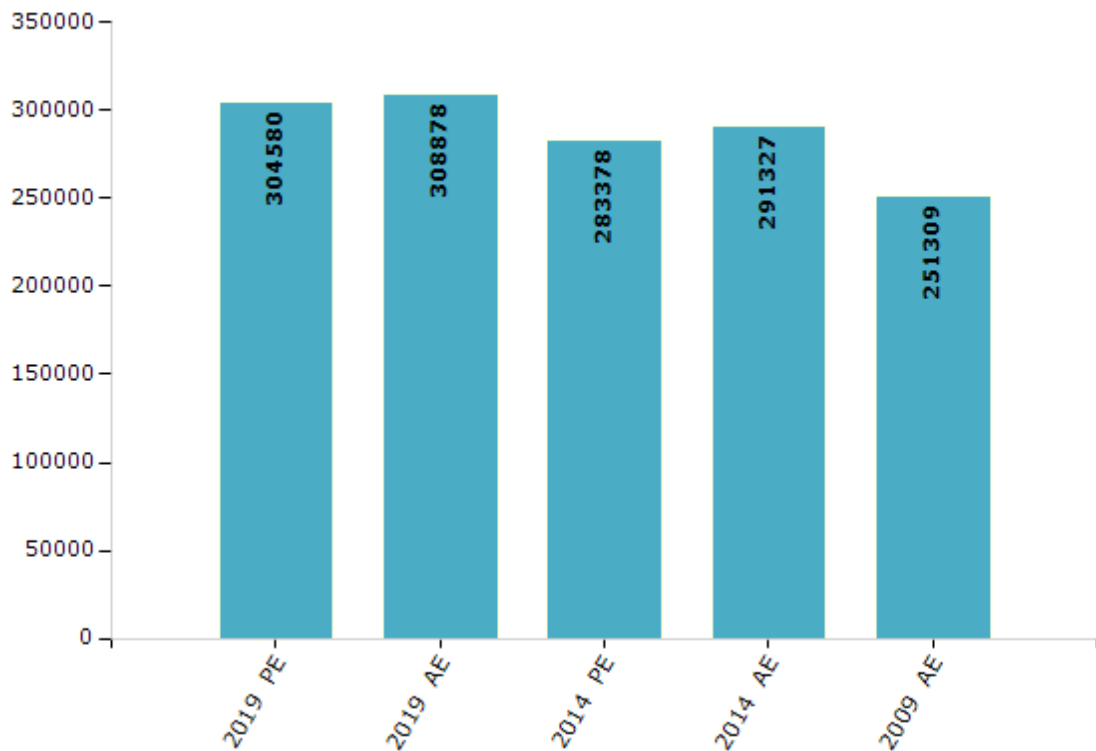


## Electoral Features

### Electors by Male & Female

Year	Male	Female	Others	Total	Year	Male	Female	Others	Total
2019 PE	160587	143987	6	304580	1999 AE	-	-	-	-
2019 AE	162507	146368	3	308878	1995 AE	-	-	-	-
2014 PE	150177	133201	0	283378	1990 AE	-	-	-	-
2014 AE	153821	137506	0	291327	1985 AE	-	-	-	-
2009 PE	-	-	-	-	1980 AE	-	-	-	-
2009 AE	131556	119753	-	251309	1978 AE	-	-	-	-
2004 PE	-	-	-	-	1972 AE	-	-	-	-
2004 AE	-	-	-	-	1967 AE	-	-	-	-
1999 PE	-	-	-	-	1962 AE	-	-	-	-

Number of Electors



Note : AE : Assembly Election, PE : Assembly Segment of Parliamentary Election



## Historical Summary Election Results

### Summary Result of Assembly Election - 2014

Candidate Name	Party	Votes	Votes %
Ameet Subhashrao Zanak	INC	70939	38.4
Jadhav Vijay Tulsiram	BJP	54131	29.31
Sanap Vishwanath Aashruji	SHS	18425	9.97
Kalapad Ramkrishna Sakharamji	BBM	15348	8.31
Raju Patil Raje	MNS	12396	6.71
Babarao Sahebrao Patil (Khadse)	NCP	5811	3.15
Devadhe Patil Subhash Uttamrao	BSP	1452	0.79
Ramchandra Tukaram Wankhede	IND	904	0.49
Bhagirath Pandurang Bhondane	IND	678	0.37
Ramesh Pandurang Ambhore	IND	563	0.3
Noor Ali Mehboob Ali Shaha	RKCGP	496	0.27
Bherane Ganesh Kisan	IND	268	0.15
Tayade Sadanand Gajanan	IND	261	0.14
Kamble Sanjay Narayan	IND	253	0.14
Babar Santosh Shamrao	IND	233	0.13
Murlidhar More	RPI	181	0.1
	NOTA	2374	1.29

## Polling Station Level Election Results

### Number and Name of Polling Stations (PS) (2014 AE)

Number of Polling Stations	Name of Polling Stations	Number of Polling Stations	Name of Polling Stations
1	G. P. Pra. Shala Pangarabandi Kholi Kr. 1 Purve Kadil	21	G. P. Pra. Shala Rajura Kholi Kr. 1 Uttarekadil
2	G. P. Pra. Sha. Pangarabandi Kho. Kr. 1 Purvekadil	22	G. P. Pra. Shala Rajura Kholi Kr. 2 Uttarekadil
3	G. P. Pra. Shala Devathana Khamb Kholi Kr. 1 Pachchimekadil	23	G. P. Pra. Shala Sudi Kholi Kr. 1 Pachchimekadil
4	G. P. Pra. Shala Malegav N. Ki. Kholi Kr. 1 Pachchimekadil	24	G. P. Pra. Shala Dhamadhami Khali Kr. 1 Uttarekadil
5	G. P. Pra. Shala Malegav N. Ki. Kholi Kr. 1 Pachchimekadil	25	G. P. Pra. Shala Kutaradoh Kholi Kr. 1 Uttarekadil
6	G. P. Pra. Shala Amana Kholi Kr. 1 Pachchimekadil	26	G. P. Pra. Shala Vadiramarav Kholi Kr. 1 Pachchimekadil
7	G. P. Pra. Shala Musalavadi Kholi Kr. 1 Dakshinakadil	27	G. P. Pra. Shala Pipalasheda Kholi Kr. 1 Purve Kadil
8	G. P. Pra. Shala Khairakheda Kheli Kr. 1 Purekadil	28	G. P. Pra. Shala Kavharadari Kholi Kr. 1 Uttarekadil
9	G. P. Pra. Shala Khairakheda Kheli Kr. 1 Purekadil	29	G. P. Pra. Shala Varadari Khu. Kholi Kr. 1 Dakshinekadil
10	G. P. Pra. Shala Gangalavadi Kholi Kr. 1 Dakshine Kadil	30	G. P. Pra. Shala Udi Kholi Kr. 1 Dakshinekadil
11	G. P. Pra. Shalamarasul Kholi Kr. 1 Pachchimekadil	31	G. P. Pra. Shala Ansingh Kholi Kr. 1 Uttarekadil
12	G. P. Pra. Shala Vakalavadi Kholi Kr. 1 Uttarekadil	32	G. P. Pra. Shala Umaravadi Kholi Kr. 1 Purve Kadil
13	G. P. Pra. Shala Koladara Kholi Kr. 1 Dakshinekadil	33	G. P. Pra. Shala Bhaarad Kholi Kr. 1 Purve Kadil
14	G. P. Pra. Shala Kalakamatha Kholi Kr. 1 Uttarekadil	34	G. P. Pra. Shala Mungala Kholi Kr. 1 Dakshinekadil
15	G. P. Pra. Shala Medashi Kholi Kr. 1 Purve Kadil	35	G. P. Pra. Shalamungala Kholi Kr. 2 Dakshinekadil
16	G. P. Pra. Shala Medashi Kholi Kr. 2 Purve Kadil	36	G. P. Pra. Shala Mungala Kholi Kr. 3 Dakshinekadil
17	G. P. Pra. Shala Medashi Kholi Kr. 3 Purve Kadil	37	G. P. Pra. Shala Gokasanvagi Kholi Kr. 1 Pachchimekadil
18	G. P. Pra. Shala Medashi Kholi Kr. 3 Purve Kadil	38	G. P. Pra. Shala Ridhora Kholi Kr. 1 Uttar Purve Kadil
19	G. P. Pra. Shala Bramhanavada Kholi Kr. 1 Uttarekadil	39	G. P. Pra. Shala Sunkada Kholi Kr. 1 Purve Kadil
20	G. P. Pra. Shala Bramhanavada Kholi Kr. 2 Uttarekadil	40	G. P. Pra. Shala Sunkada Kholi Kr. 2 Purve Kadil

Contd....

**Polling Station Level Election Results**

**Polling Station-wise Votes Secured by Overall Top Five Parties in Risod Assembly in Assembly Election (AE) under Akola Parliamentary Constituency in Maharashtra (2014)**

Number of Polling Station	Winner - Ameet Subhashrao Zanak (INC)	Runner-up - Jadhav Vijay Tulsiram (BJP)	3rd - Sanap Vishwanath Aashruji (SHS)	4th - Kalapad Ramkrishna sakharamji (BBM)	5th - Raju Patil Raje (MNS)	NOTA	Other	Total Votes Secured
36	274	183	108	246	85	12	18	926
37	147	98	34	59	4	3	21	366
38	91	27	139	137	6	0	16	416
39	27	51	352	3	1	0	66	500
40	31	26	156	247	4	3	44	511
41	170	140	51	22	26	2	50	461
42	157	122	26	56	11	1	59	432
43	255	185	51	47	19	7	106	670
44	252	254	19	4	17	6	29	581
45	265	228	19	2	47	10	27	598
46	97	185	135	75	35	4	18	549
47	145	214	97	38	34	13	35	576
48	209	243	9	26	140	8	24	659
49	133	134	20	20	75	16	86	484
50	134	98	157	180	88	4	45	706
51	109	129	145	159	7	3	19	571
52	104	181	50	109	29	1	21	495
53	194	223	11	51	10	8	19	516
54	229	95	94	123	31	8	60	640
55	86	47	69	249	118	6	158	733
56	128	433	18	27	114	11	43	774
57	396	283	4	34	1	19	12	749
58	111	83	20	6	21	1	5	247
59	218	148	17	94	10	10	73	570
60	242	202	10	0	13	17	32	516
61	90	83	355	27	56	2	16	629
62	78	34	232	53	5	0	24	426
63	81	78	196	1	3	3	6	368
64	87	80	177	17	1	4	19	385
65	206	191	52	4	22	8	212	695
66	130	266	26	166	23	2	76	689
67	174	156	71	74	9	7	15	506
68	169	105	29	294	82	7	76	762
69	87	129	40	309	148	6	25	744
70	75	47	28	87	63	2	10	312

Contd....

## Polling Station Level Election Results

**Winner, Runner-up and 3rd Party Position & Winning Margin According to Polling Stations in Risod Assembly in Assembly Election (AE) under Akola Parliamentary Constituency in Maharashtra (2014)**

Polling Station Number	Winner Party	Winner Votes (%)	Runner-up Party	Runner-up Votes (%)	Winning Margin Votes (%)	Third Party	Third Party Votes (%)	Other Votes (%)
71	INC	288 (44.1)	BJP	171 (26.19)	117 (17.91)	BBM	72 (11.03)	122 (18.68)
72	BJP	105 (37.63)	INC	79 (28.32)	26 (9.31)	BBM	64 (22.94)	31 (11.11)
73	INC	351 (46.68)	BJP	193 (25.66)	158 (21.02)	MNS	82 (10.9)	126 (16.76)
74	BJP	163 (37.13)	INC	129 (29.38)	34 (7.75)	BBM	72 (16.4)	75 (17.08)
75	BBM	184 (38.74)	INC	138 (29.05)	46 (9.69)	BJP	56 (11.79)	97 (20.42)
76	BJP	260 (33.38)	INC	247 (31.71)	13 (1.67)	MNS	154 (19.77)	118 (15.15)
77	BBM	223 (51.98)	MNS	69 (16.08)	154 (35.9)	INC	59 (13.75)	78 (18.18)
78	INC	192 (33.92)	BJP	142 (25.09)	50 (8.83)	SHS	91 (16.08)	141 (24.91)
79	INC	219 (40.93)	BJP	155 (28.97)	64 (11.96)	SHS	64 (11.96)	97 (18.13)
80	INC	185 (46.37)	BJP	104 (26.07)	81 (20.3)	SHS	45 (11.28)	65 (16.29)
81	INC	150 (40.21)	BJP	135 (36.19)	15 (4.02)	SHS	44 (11.8)	44 (11.8)
82	INC	171 (39.04)	BJP	158 (36.07)	13 (2.97)	SHS	66 (15.07)	43 (9.82)
83	INC	236 (36.03)	BJP	160 (24.43)	76 (11.6)	MNS	107 (16.34)	152 (23.21)
84	INC	304 (46.99)	BJP	106 (16.38)	198 (30.61)	SHS	72 (11.13)	165 (25.5)
85	INC	336 (47.8)	BBM	88 (12.52)	248 (35.28)	MNS	84 (11.95)	195 (27.74)
86	BJP	200 (44.35)	INC	196 (43.46)	4 (0.89)	SHS	26 (5.76)	29 (6.43)
87	INC	202 (37.48)	BJP	134 (24.86)	68 (12.62)	BBM	123 (22.82)	80 (14.84)
88	INC	187 (45.17)	BJP	148 (35.75)	39 (9.42)	SHS	45 (10.87)	34 (8.21)
89	BJP	169 (35.73)	INC	163 (34.46)	6 (1.27)	SHS	72 (15.22)	69 (14.59)
90	INC	340 (51.2)	BJP	157 (23.64)	183 (27.56)	SHS	111 (16.72)	56 (8.43)
91	MNS	253 (35.84)	INC	178 (25.21)	75 (10.63)	BJP	137 (19.41)	138 (19.55)
92	MNS	170 (31.02)	INC	168 (30.66)	2 (0.36)	BJP	144 (26.28)	66 (12.04)
93	INC	191 (38.98)	BJP	161 (32.86)	30 (6.12)	SHS	58 (11.84)	80 (16.33)
94	BJP	213 (46.41)	INC	155 (33.77)	58 (12.64)	MNS	39 (8.5)	52 (11.33)
95	INC	191 (39.22)	BJP	164 (33.68)	27 (5.54)	SHS	52 (10.68)	80 (16.43)
96	INC	342 (58.06)	BJP	111 (18.85)	231 (39.21)	MNS	40 (6.79)	96 (16.3)
97	BSP	225 (34.46)	INC	163 (24.96)	62 (9.5)	BJP	129 (19.75)	136 (20.83)
98	INC	162 (36.57)	BJP	84 (18.96)	78 (17.61)	BBM	73 (16.48)	124 (27.99)
99	BBM	152 (35.35)	BJP	110 (25.58)	42 (9.77)	INC	100 (23.26)	68 (15.81)
100	INC	299 (48.86)	BBM	139 (22.71)	160 (26.15)	SHS	88 (14.38)	86 (14.05)
101	BBM	235 (38.71)	INC	162 (26.69)	73 (12.02)	BJP	85 (14)	125 (20.59)
102	BJP	617 (70.76)	INC	199 (22.82)	418 (47.94)	MNS	19 (2.18)	37 (4.24)
103	BJP	280 (44.37)	INC	154 (24.41)	126 (19.96)	BBM	149 (23.61)	48 (7.61)
104	BJP	248 (32.29)	INC	189 (24.61)	59 (7.68)	SHS	152 (19.79)	179 (23.31)
105	BBM	131 (24.04)	BJP	113 (20.73)	18 (3.31)	SHS	81 (14.86)	220 (40.37)

Contd....

## Socio-Economic Amenities - Rural

### Access to Education Facilities

Particulars	Number of Villages (% of Population)				
	Available	Not Available	If Not Available (Distance of Nearest Facility)		
			A	B	C
Govt. Primary School	211 (100)	1 (0)	1 (0)	0 (0)	0 (0)
Private Primary School	15 (22)	197 (78)	0 (0)	0 (0)	0 (0)
Govt. Middle School	146 (87)	66 (13)	35 (8)	19 (3)	0 (0)
Private Middle School	35 (34)	177 (66)	8 (1)	3 (0)	0 (0)
Govt. Secondary School	61 (56)	151 (44)	35 (9)	43 (13)	34 (11)
Private Secondary School	22 (24)	190 (76)	14 (4)	14 (4)	2 (0)
Govt. Senior Secondary School	31 (36)	181 (64)	33 (10)	42 (14)	65 (24)
Private Senior Secondary School	8 (10)	204 (90)	15 (5)	16 (5)	5 (3)
Govt. Arts and Science Degree College	2 (11)	210 (89)	13 (5)	23 (10)	122 (54)
Private Arts and Science Degree College	0 (0)	212 (100)	3 (2)	17 (7)	32 (12)
Govt. Engineering College	1 (5)	211 (95)	9 (4)	9 (5)	142 (67)
Private Engineering College	0 (0)	212 (100)	1 (0)	6 (2)	44 (18)
Govt. Medicine College	0 (0)	212 (100)	8 (3)	4 (1)	150 (74)
Private Medicine College	0 (0)	212 (100)	0 (0)	4 (1)	46 (20)
Govt. Management Institute	0 (0)	212 (100)	6 (3)	7 (3)	153 (75)
Private Management Institute	0 (0)	212 (100)	0 (0)	3 (1)	43 (19)
Govt. Polytechnic	0 (0)	212 (100)	2 (1)	8 (4)	179 (86)
Private Polytechnic	0 (0)	212 (100)	0 (0)	1 (0)	22 (10)
Govt. Vocational Training School/ITI	0 (0)	212 (100)	2 (1)	8 (4)	179 (86)
Private Vocational Training School/ITI	0 (0)	212 (100)	0 (0)	1 (0)	22 (10)
Govt. Non Formal Training Centre	0 (0)	212 (100)	6 (3)	7 (3)	153 (75)
Private Non Formal Training Centre	0 (0)	212 (100)	0 (0)	3 (1)	43 (19)
Govt. School For Disabled	0 (0)	212 (100)	6 (3)	7 (3)	153 (75)
Private School For Disabled	0 (0)	212 (100)	0 (0)	3 (1)	43 (19)
Government Others	0 (0)	212 (100)	0 (0)	0 (0)	0 (0)
Private Others	2 (11)	210 (89)	0 (0)	0 (0)	0 (0)

Note : Distance A : Less than 5 km; B : Between 5-10 km; C : 10+ km.; Source : Data Analysis is based on 2011 Census.

## DISCLAIMER

The Terms of Use and Disclaimer of Datanet India Private Limited (hereinafter referred to as "Datanet") for use of this analysis report of **Risod Assembly Constituency (Risod Vidhan Sabha)** :-

1. **Assembly Factbook™** is a Registered Trade Mark owned by Datanet.
2. All the maps are sketched and graphical representation only and have not been drawn to the scale and also not to represent the actual geographical area or boundary of the unit.
3. The data for the aforesaid analysis is based on authentic sources and has been culled from the various publications of Census, CSO and NSSO for district and block level data, various central and state government departments, Central & State Elections Commissions and the concerned Returning Officers' releases, Electoral Rolls, Election results and allied publications, internal assessment, surveys, estimates and analysis. Therefore, certain adjustment of data at micro level may have been done to arrive closer to the macro data.
4. Data have been provided on an "As Is" and "As AVAILABLE" basis
5. The colours shown in the maps or diagram and charts of a particular party, alliance or AC are indicative and do not represent them.
6. This publication which includes maps, sheets, graphs and data would be the property under copyright of Datanet only. The user may use these for its internal study, analysis and research purposes. It's public display, re-selling or any commercial uses by the user are not allowed.
7. Datanet has taken due care and caution in compilation and processing of data and allied information, but does not guarantee the accuracy, adequacy or completeness of any information/analysis and will be not responsible for any errors or omissions or for the results obtained from the use of such information/analysis.
8. All the contents for the publication have been culled from various authentic sources and Datanet reasonably believes such sources to be reliable, but does not make any representations, express or implied as to the accuracy or fitness of use of such information. The information or contents of the information/analysis do not constitute advice and should not be relied upon in making (or refraining from making) any decision. Any reliance placed upon the information provided by Datanet is the sole responsibility and strictly at the user's risk.
9. In no event will Datanet be liable for any damages (including, without limitation, damages for loss of business projects, or loss of profits) arising in contract, tort or otherwise from the use of or inability to use any of its contents, or from any action taken (or refrained from being taken) as a result of using the analysis or any of its contents. Datanet its directors, owners, editors, officials, employees, distributor and agents or any associate will not be liable for any errors in the information contained or any consequences arising from the use of the contents of the provided information/analysis.
10. If any provision of these terms and conditions is held invalid or illegal or unenforceable for any reason by any court of competent jurisdiction, such provision shall be severed and the remainder of provisions of the terms and conditions shall continue in full force and effect as if the Term of Use had been executed with the invalid, illegal or unenforceable provision eliminated.
11. If there are any discrepancies in the information provided, please bring it to attention of Datanet for suitable rectification measures.

**Buy Online This Complete Book At  
Datanet India eBooks Store**

[www.indiastatpublications.com](http://www.indiastatpublications.com)

or go directly at

[http://www.indiastatpublications.com/  
Assembly\\_factbook/Maharashtra/Akola/ Risod](http://www.indiastatpublications.com/Assembly_factbook/Maharashtra/Akola/Risod)

 **indiastat**elections

ISBN : 978-93-86662-56-9

