



Maharashtra

Assembly Factbook™

Tirora Assembly Constituency



Key Electoral Data of Tirora
Assembly Constituency (Vidhan Sabha)

Maharashtra

Assembly Factbook™

Tirora Assembly Constituency



Tirora Vidhan Sabha

Editor & Director

Dr. R.K. Thukral

Research Editor

Dr. Shafeeq Rahman

Compiled, Researched and Published by Datanet India Pvt. Ltd.

D-100, 1st Floor,

Okhla Industrial Area, Phase-I,
New Delhi- 110020.

Ph.: 91-11- 43580781-84

Email : support@indiastatpublications.com

Website : www.indiastatelections.com

Online Book Store :

www.indiastatpublications.com

Report No. : AFB/MH-064-0125

ISBN : 978-93-5293-360-0

First Edition : January, 2018

Eighth Updated Edition : January, 2025

Price : Rs. 11500/-

US\$ 310

© Datanet India Pvt. Ltd.

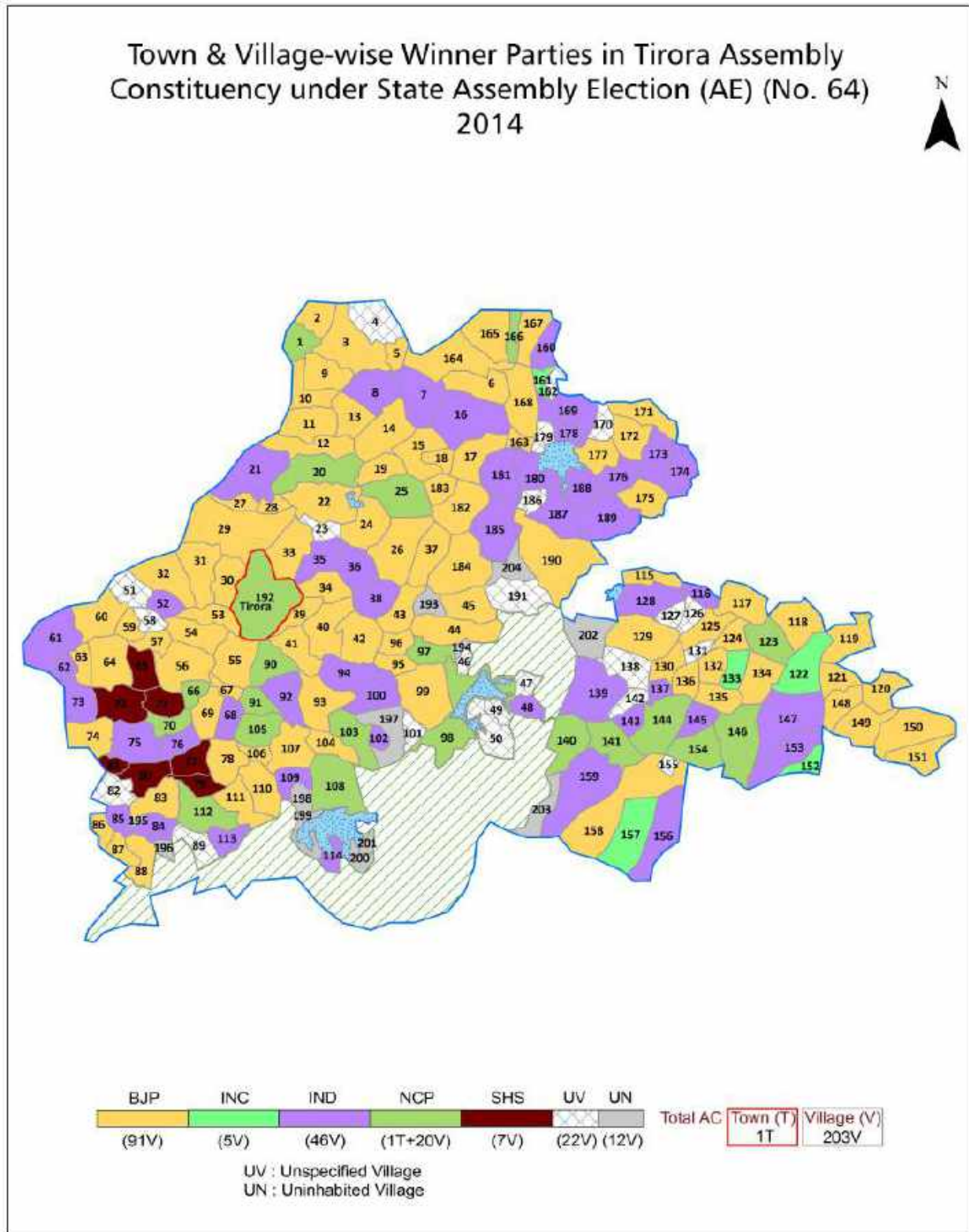
All rights reserved. No part of this book may be reproduced, stored in a retrieval system or transmitted in any form or by any means, mechanical photocopying, photographing, scanning, recording or otherwise without the prior written permission of the publisher. Please refer to Disclaimer at page no. 197 for the use of this publication.

Printed in India

Contents

No.	Particulars	Page No.
	Introduction	
1	Assembly Constituency - (Vidhan Sabha) at a Glance Features of Assembly as per Delimitation Commission of India (2008)	1-2
	Location and Political Maps	
2	Location Map Boundaries of Assembly Constituency - (Vidhan Sabha in District Boundaries of Assembly Constituency under Parliamentary Constituency - (Lok Sabha) Town & Village-wise Winner Parties- 2024-PE, 2024-AE, 2019-PE, 2019-AE, 2014-PE and 2014-AE	3-10
	Administrative Setup (2011)	
3	District Sub-district Towns Villages Inhabited Villages Uninhabited Villages Village Panchayat Intermediate Panchayat	11-21
	Demographics (2011)	
4	Population Households Rural/Urban Population Towns and Villages by Population Size Sex Ratio (Total & 0-6 Years) Religious Population Social Population Literacy Rate	22-23
	Electoral Features	
5	Important Dates of Last Elections Held Electors by Gender Service Electors Voters Voters Turnout Polling Stations & Average Number of Electors per Polling Station Electors by Age Group Present Elected Representatives	24-29
	Historical Summary Election Results	
6	Vote Share of Major Parties Winning Margin (Number & Percentage Polarity of Parties Summary Result of Assembly Segment of Parliamentary Elections 2024, 2019, 2014, 2009, 2004 and 1999 Summary Result of Assembly Elections 2024, 2019, 2014, 2009, 2004, 1999, 1995, 1990, 1985, 1980, 1978, 1972, 1967 and 1962	30-51
	Polling Station Level Election Results	
7	Name and Number of Polling Station 2024-PE, 2024-AE, 2019-PE, 2019-AE, 2014-PE and 2014-AE Polling Station-wise Electors, Voters & Voters Turnout 2024-PE, 2024-AE, 2019-PE, 2019-AE, 2014-PE and 2014-AE Polling Station wise Elections Results 2024-PE, 2024-AE, 2019-PE, 2019-AE, 2014-PE & 2014-AE	52-175
	Share of Assembly Constituency	
8	Share of Assembly Constituency - (Vidhan Sabha) in State, District and Parliamentary Constituency - (Lok Sabha)	176
	Socio-Economic Amenities (2011)	
9	Access to Administrative Units Agricultural, Manufacturing and Industrial Commodities Demographic Indicators Education Health & Manpower Drinking Water Supply Sanitation Entertainment and Recreations Infrastructure Power Food Allocation Distribution and Marketing of Agriculture Commodities Infrastructure Transport and Road Infrastructure Communication Banking and Financial Services Land Use Irrigation Source	178-192
10	Abbreviation & Sources	194-195
11	Disclaimer	197

Location & Political Map



Administrative Setup

List of Village Panchayat & Intermediate Panchayat (Block) Name - 2011

Village Name	Village Panchayat Name	Intermediate Panchayat Name
Alezari	-	Tirora
Arjuni	Arjuni	Tirora
Asalpani	Asdalpani	Goregaon
Atari	Atari	Tirora
Bagadbandh	Aasalpani	Goregaon
Bagholi	Bagholi	Tirora
Bagholi	Bagholi	Goregaon
Baiwada	-	Tirora
Balapur	Alezari	Tirora
Barbaspura	Barbaspura	Tirora
Belati bk	Belati Bk.	Tirora
Berdipar	Berdipar	Tirora
Berdipar	-	Tirora
Bhajepar	-	Tirora
Bhambodi	Bhambodi	Tirora
Bhanpur	Bhanpur	Gondiya
Bhiwapur	Bhiwapur	Tirora
Bhuratola	Bhuratola	Tirora
Bihiriya	Bihiriya	Tirora
Bijaitola	Deotola	Gondiya
Biroli	Biroli	Tirora
Birsi	-	Tirora
Boda	Boda	Tirora
Bodalkasa	-	Tirora
Bodunda	Asalpani	Goregaon
Bondarani	Sawra	Tirora
Bopesar	-	Tirora
Bora	Bora	Tirora
Borgaon	-	Tirora

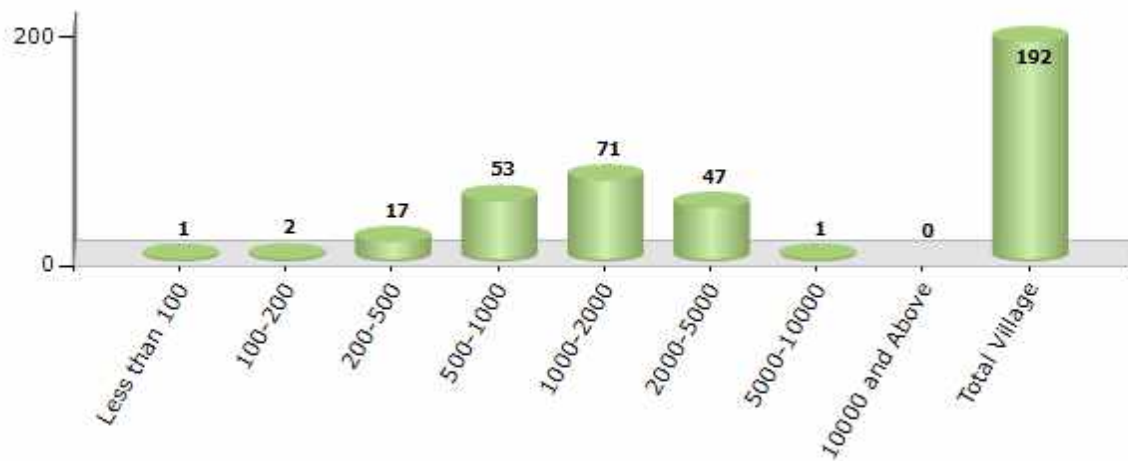
Contd....

Demographics

Number of Villages by Population Size - 2011

Less than 100	100-200	200-500	500-1000	1000-2000	2000-5000	5000-10000	10000 and Above	Total Village
1	2	17	53	71	47	1	0	192

Number of Villages by Population Size - 2011



Number of Towns by Population Size - 2011

Less than 4999	5000-9999	10000-19999	20000-49999	50000-99999	100000 and Above	Total Town
0	0	0	1	0	0	1

Number of Towns by Population Size - 2011

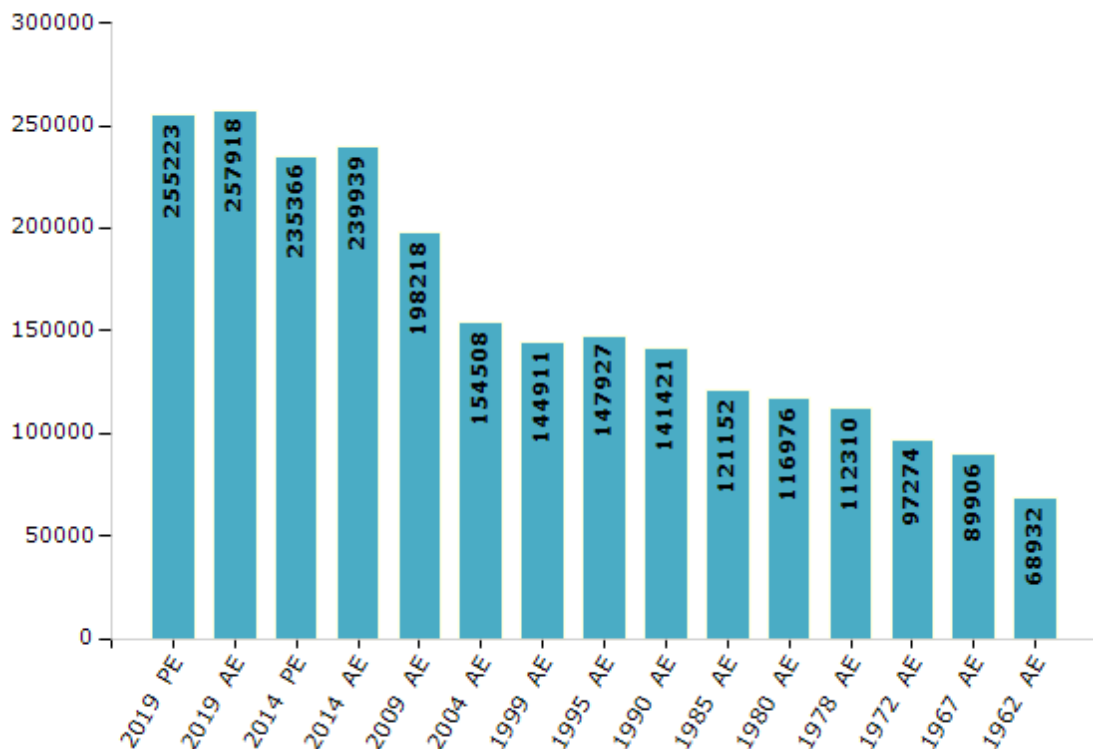


Electoral Features

Electors by Male & Female

Year	Male	Female	Others	Total	Year	Male	Female	Others	Total
2019 PE	126794	128429	0	255223	1999 AE	72042	72869	-	144911
2019 AE	127834	130080	4	257918	1995 AE	73580	74347	-	147927
2014 PE	118398	116968	0	235366	1990 AE	70572	70849	-	141421
2014 AE	120068	119871	0	239939	1985 AE	58843	62309	-	121152
2009 PE	-	-	-	-	1980 AE	57124	59852	-	116976
2009 AE	100426	97792	-	198218	1978 AE	54438	57872	-	112310
2004 PE	-	-	-	-	1972 AE	47480	49794	-	97274
2004 AE	77793	76715	-	154508	1967 AE	-	-	-	89906
1999 PE	-	-	-	-	1962 AE	-	-	-	68932

Number of Electors



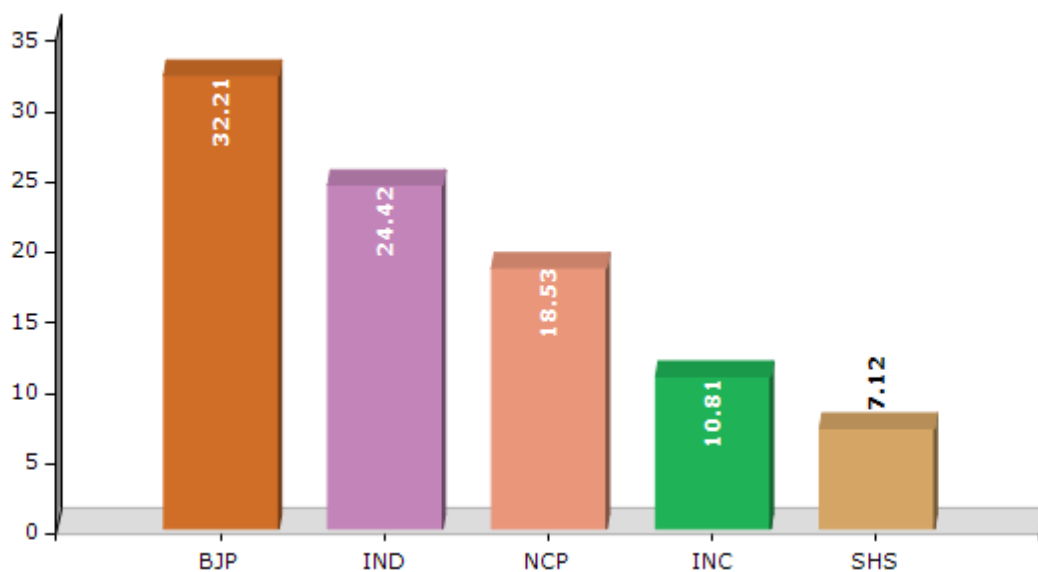
Note : AE : Assembly Election, PE : Assembly Segment of Parliamentary Election

Historical Summary Election Results

Summary Result of Assembly Election - 2014

Candidate Name	Party	Votes	Votes %
Rahangdale Vijay Bharatlal	BJP	54160	32.21
Bansod Dilip Waman	IND	41062	24.42
Turkar Rajlaxmi Rajeshkumar	NCP	31147	18.53
Katre Parasram Gyaniram	INC	18176	10.81
Bisen Pancham Tanuji	SHS	11978	7.12
Hirapure Dipak Hiralal	BSP	5394	3.21
Suresh Dadu Tembhare	IND	1074	0.64
Bohane Rajkumar Ishwarlal	IND	800	0.48
Jayaswal Virendrakumar Kasturchand	PWPI	674	0.4
Rahangdale Shrawan Asaram	IND	596	0.35
Manohar Fulchand Patle	IND	492	0.29
A. Kadir Sheikh	MNDP	470	0.28
Neware Avinash Ramdas	IND	470	0.28
Pratap Tilakchand Patle	IND	411	0.24
	NOTA	1218	0.72

Votes Percentage of Top Parties - 2014



Polling Station Level Election Results

Number and Name of Polling Stations (PS) (2019 AE)

Number of Polling Stations	Name of Polling Stations	Number of Polling Stations	Name of Polling Stations
1	Jilha Parishad Prathamik Shala Savra	22	Jilha Parishad East Madhyamik Shala Mundipar
2	Jilha Parishad East Madhyamik Shala Pipariya	23	Z P Purvamadhyamik Shala Mandavi
3	Jilha Parishad Varisth Prathamik Shala Chandori Kh	24	Jilha Parishad East Madhyamik Shala Chandori Buj
4	Jilha Parishad Varisth Prathamik Shala Chandori Kh	25	Z P Purve Madhyamik Shala Ghatakuroda
5	Jilha Parishad East Madhyamik Shala Khairalanji	26	Z P East Madhyamik Shal Ghatakuroda
6	Jilha Parishad Prathamik Kendriy Prathamik Shala A	27	Jilha Parishad East Madhyamik Shala Ghogara
7	Jilha Parishad Kendriy Prathamik Shala Arjuni	28	Jilha Parishad East Madhyamik Shala Ghogara
8	Z.P. Kendriya Primary School Arjuni (Eastern port	29	Jilha Parishad East Madhyamik Shala Pujari Tola
9	Jilha Parishad Prathamik Shala Fagunatola	30	Zill Parishad Kendriya Middale School Karti Buz. (
10	Jilha Parishad Prathamik Shala Kidagipar	31	Zill Parishad Kendriya Middale School Karti Buz. (
11	Jilha Parishad Kendriy Prathamik Shala Parasavada	32	Jilha Parishad Kendriy Madhyamik Shala Karati Bu P
12	Jilha Parishad Prathamik Shala Parasavad	33	Jilha Parishad East Madhyamika Shala Dabetola
13	Jilha Parishad Prathamik Shala Bagholi	34	Jilha Parishad East Madhyamik Shala Bora
14	Jilha Parishad East Madhyamik Shala Bihiriya	35	Jilha Parishad East Madhyamik Shala Bora
15	Jilha Parishad East Madhyamik Shala Indora Buj	36	Z P East Madhyamik Shala Gondamohali
16	Jilha Parishad East Madhyamik Shala Indora Buj	37	Z P East Madhyamik Kendriy Shala Gondamohali
17	Jilha Parishad Prathamik Shala Karati Khurd	38	Jilha Parishad East Madhyamik Shala Muradada (purv
18	Jilha Parishad Prathamik Shala Mararatola	39	Jilha Parishad East Madhyamik Shala Muradada (pasc
19	Jilha Parishad Kendriy East Madhyamik Shala Kavale	40	Jilha Parishad East Madhyamik Shala Mahalaganv (pu
20	Jilha Parishad Kendriy East Madhyamik Shala Kavale	41	Z P East Madhyamik Shala Mahalaganv West Bhag
21	Z P Kendriy Pu Madhyamik Shala Kavalevada West Bha	42	Z P East Madhyamik Shala Dhapevada (pashchim Bhag

Contd....

Polling Station Level Election Results

Polling Station-wise Votes Secured by Overall Top Five Parties in Tirora Assembly in Assembly Election (AE) under Bhandara - Gondiya Parliamentary Constituency in Maharashtra (2019)

Number of Polling Station	Winner - Vijay Bharatlal Rahangdale (BJP)	Runner-up - Bopche Ravikant Alias Guddu Khushal (NCP)	3rd - Bansod Dilip Waman (IND)	4th - Kamal Babulal Hatwar (BSP)	5th - Sandip Rajkumar Tilgame (VBA)	NOTA	Other	Total Votes Secured
36	311	102	307	5	2	6	10	743
37	199	54	166	8	4	2	6	439
38	292	207	177	10	3	4	22	715
39	243	51	324	4	1	4	31	658
40	418	94	147	10	0	10	13	692
41	217	195	78	4	2	6	12	514
42	368	242	108	6	3	16	7	750
43	315	200	173	14	6	9	27	744
44	234	70	154	6	5	7	16	492
45	157	167	47	10	3	7	11	402
46	122	61	194	10	2	4	6	399
47	267	125	101	6	0	4	9	512
48	156	70	212	3	1	6	16	464
49	223	68	286	1	1	6	11	596
50	211	180	33	4	3	2	5	438
51	249	111	58	2	5	0	8	433
52	501	240	41	1	5	4	15	807
53	273	326	52	8	5	8	16	688
54	235	223	59	3	5	6	13	544
55	508	204	16	7	1	2	11	749
56	281	166	164	78	2	8	11	710
57	326	263	77	11	8	5	9	699
58	232	313	221	11	0	3	17	797
59	328	168	99	4	1	10	22	632
60	332	113	241	16	5	2	7	716
61	168	147	157	6	7	2	1	488
62	157	151	145	9	3	2	5	472
63	110	158	25	0	11	0	8	312
64	220	258	94	12	17	2	9	612
65	164	138	129	25	15	3	7	481
66	348	210	112	6	6	8	9	699
67	316	291	48	4	1	15	8	683
68	351	252	31	6	8	5	13	666
69	276	145	94	3	11	0	4	533
70	190	124	86	1	3	2	3	409

Contd....

Polling Station Level Election Results

Winner, Runner-up and 3rd Party Position & Winning Margin According to Polling Stations in Tirora Assembly in Assembly Election (AE) under Bhandara - Gondiya Parliamentary Constituency in Maharashtra (2019)

Polling Station Number	Winner Party	Winner Votes (%)	Runner-up Party	Runner-up Votes (%)	Winning Margin Votes (%)	Third Party	Third Party Votes (%)	Other Votes (%)
71	NCP	159 (35.33)	IND (BDW)	149 (33.11)	10 (2.22)	BJP	97 (21.56)	45 (10)
72	NCP	283 (44.36)	BJP	235 (36.83)	48 (7.53)	IND (BDW)	68 (10.66)	52 (8.15)
73	NCP	212 (45.79)	BJP	200 (43.2)	12 (2.59)	IND (BDW)	25 (5.4)	26 (5.62)
74	BJP	363 (46.3)	NCP	332 (42.35)	31 (3.95)	IND (BDW)	31 (3.95)	58 (7.4)
75	NCP	263 (38.23)	BJP	202 (29.36)	61 (8.87)	IND (BDW)	167 (24.27)	56 (8.14)
76	NCP	173 (37.2)	IND (BDW)	135 (29.03)	38 (8.17)	BJP	88 (18.92)	69 (14.84)
77	NCP	229 (43.21)	IND (BDW)	161 (30.38)	68 (12.83)	BJP	90 (16.98)	50 (9.43)
78	NCP	270 (51.33)	BJP	109 (20.72)	161 (30.61)	IND (BDW)	85 (16.16)	62 (11.79)
79	NCP	254 (35.13)	BJP	221 (30.57)	33 (4.56)	IND (BDW)	192 (26.56)	56 (7.75)
80	BJP	265 (57.11)	NCP	148 (31.9)	117 (25.21)	IND (BDW)	31 (6.68)	20 (4.31)
81	BJP	282 (58.63)	NCP	154 (32.02)	128 (26.61)	IND (BDW)	22 (4.57)	23 (4.78)
82	BJP	192 (47.06)	NCP	144 (35.29)	48 (11.77)	IND (BDW)	52 (12.75)	20 (4.9)
83	NCP	246 (42.12)	BJP	213 (36.47)	33 (5.65)	IND (BDW)	81 (13.87)	44 (7.53)
84	BJP	156 (47.13)	NCP	105 (31.72)	51 (15.41)	IND (BDW)	58 (17.52)	12 (3.63)
85	NCP	247 (41.65)	BJP	194 (32.72)	53 (8.93)	IND (BDW)	106 (17.88)	46 (7.76)
86	BJP	181 (39.01)	NCP	179 (38.58)	2 (0.43)	IND (BDW)	79 (17.03)	25 (5.39)
87	BJP	225 (47.07)	NCP	207 (43.31)	18 (3.76)	IND (BDW)	25 (5.23)	21 (4.39)
88	NCP	449 (59.08)	BJP	223 (29.34)	226 (29.74)	IND (BDW)	58 (7.63)	30 (3.95)
89	NCP	342 (51.27)	BJP	212 (31.78)	130 (19.49)	IND (BDW)	73 (10.94)	40 (6)
90	NCP	309 (41.31)	BJP	288 (38.5)	21 (2.81)	IND (BDW)	116 (15.51)	35 (4.68)
91	BJP	251 (44.27)	NCP	173 (30.51)	78 (13.76)	IND (BDW)	116 (20.46)	27 (4.76)
92	BJP	275 (49.82)	NCP	258 (46.74)	17 (3.08)	IND (BDW)	7 (1.27)	12 (2.17)
93	NCP	276 (55.2)	BJP	131 (26.2)	145 (29)	IND (BDW)	72 (14.4)	21 (4.2)
94	BJP	270 (55.1)	NCP	155 (31.63)	115 (23.47)	IND (BDW)	42 (8.57)	23 (4.69)
95	BJP	240 (51.06)	NCP	191 (40.64)	49 (10.42)	IND (BDW)	23 (4.89)	16 (3.4)
96	BJP	289 (40.99)	NCP	215 (30.5)	74 (10.49)	IND (BDW)	129 (18.3)	72 (10.21)
97	BJP	240 (54.42)	NCP	150 (34.01)	90 (20.41)	IND (BDW)	42 (9.52)	9 (2.04)
98	BJP	329 (46.93)	NCP	312 (44.51)	17 (2.42)	IND (BDW)	36 (5.14)	24 (3.42)
99	NCP	269 (41.84)	BJP	221 (34.37)	48 (7.47)	IND (BDW)	102 (15.86)	51 (7.93)
100	BJP	392 (55.84)	NCP	227 (32.34)	165 (23.5)	IND (BDW)	57 (8.12)	26 (3.7)
101	BJP	346 (55.1)	NCP	156 (24.84)	190 (30.26)	IND (BDW)	89 (14.17)	37 (5.89)
102	BJP	287 (53.15)	NCP	174 (32.22)	113 (20.93)	IND (BDW)	53 (9.81)	26 (4.81)
103	BJP	210 (52.63)	NCP	92 (23.06)	118 (29.57)	IND (BDW)	76 (19.05)	21 (5.26)
104	BJP	268 (40.06)	NCP	240 (35.87)	28 (4.19)	IND (BDW)	114 (17.04)	47 (7.03)
105	BJP	220 (58.82)	NCP	118 (31.55)	102 (27.27)	IND (BDW)	28 (7.49)	8 (2.14)

Contd....

Socio-Economic Amenities - Rural

Access to Education Facilities

Particulars	Number of Villages (% of Population)				
	Available	Not Available	If Not Available (Distance of Nearest Facility)		
			A	B	C
Govt. Primary School	189 (100)	2 (0)	2 (0)	0 (0)	0 (0)
Private Primary School	12 (14)	179 (86)	0 (0)	0 (0)	0 (0)
Govt. Middle School	121 (83)	70 (17)	49 (12)	13 (3)	0 (0)
Private Middle School	23 (22)	168 (78)	5 (1)	3 (1)	0 (0)
Govt. Secondary School	46 (42)	145 (58)	76 (32)	27 (11)	6 (2)
Private Secondary School	8 (10)	183 (90)	23 (9)	11 (3)	1 (0)
Govt. Senior Secondary School	23 (24)	168 (76)	62 (29)	44 (21)	11 (5)
Private Senior Secondary School	5 (6)	186 (94)	30 (12)	14 (6)	3 (1)
Govt. Arts and Science Degree College	0 (0)	191 (100)	8 (6)	26 (17)	58 (23)
Private Arts and Science Degree College	1 (3)	190 (97)	8 (5)	40 (23)	50 (22)
Govt. Engineering College	0 (0)	191 (100)	4 (2)	10 (7)	75 (35)
Private Engineering College	0 (0)	191 (100)	3 (2)	11 (7)	88 (47)
Govt. Medicine College	0 (0)	191 (100)	4 (2)	8 (5)	109 (53)
Private Medicine College	0 (0)	191 (100)	3 (2)	7 (4)	60 (34)
Govt. Management Institute	1 (3)	190 (97)	6 (3)	11 (7)	111 (54)
Private Management Institute	0 (0)	191 (100)	1 (1)	5 (3)	56 (29)
Govt. Polytechnic	0 (0)	191 (100)	7 (4)	26 (18)	105 (48)
Private Polytechnic	0 (0)	191 (100)	0 (0)	5 (3)	48 (27)
Govt. Vocational Training School/ITI	0 (0)	191 (100)	7 (4)	26 (18)	105 (48)
Private Vocational Training School/ITI	0 (0)	191 (100)	0 (0)	5 (3)	48 (27)
Govt. Non Formal Training Centre	0 (0)	191 (100)	6 (3)	14 (9)	108 (52)
Private Non Formal Training Centre	0 (0)	191 (100)	1 (1)	5 (3)	57 (32)
Govt. School For Disabled	0 (0)	191 (100)	6 (3)	14 (9)	108 (52)
Private School For Disabled	0 (0)	191 (100)	1 (1)	5 (3)	57 (32)
Government Others	0 (0)	191 (100)	0 (0)	0 (0)	0 (0)
Private Others	0 (0)	191 (100)	0 (0)	0 (0)	0 (0)

Note : Distance A : Less than 5 km; B : Between 5-10 km; C : 10+ km.; Source : Data Analysis is based on 2011 Census.

DISCLAIMER

The Terms of Use and Disclaimer of Datanet India Private Limited (hereinafter referred to as "Datanet") for use of this analysis report of **Tirora Assembly Constituency (Tirora Vidhan Sabha)** :-

1. **Assembly Factbook™** is a Registered Trade Mark owned by Datanet.
2. All the maps are sketched and graphical representation only and have not been drawn to the scale and also not to represent the actual geographical area or boundary of the unit.
3. The data for the aforesaid analysis is based on authentic sources and has been culled from the various publications of Census, CSO and NSSO for district and block level data, various central and state government departments, Central & State Elections Commissions and the concerned Returning Officers' releases, Electoral Rolls, Election results and allied publications, internal assessment, surveys, estimates and analysis. Therefore, certain adjustment of data at micro level may have been done to arrive closer to the macro data.
4. Data have been provided on an "As Is" and "As AVAILABLE" basis
5. The colours shown in the maps or diagram and charts of a particular party, alliance or AC are indicative and do not represent them.
6. This publication which includes maps, sheets, graphs and data would be the property under copyright of Datanet only. The user may use these for its internal study, analysis and research purposes. It's public display, re-selling or any commercial uses by the user are not allowed.
7. Datanet has taken due care and caution in compilation and processing of data and allied information, but does not guarantee the accuracy, adequacy or completeness of any information/analysis and will be not responsible for any errors or omissions or for the results obtained from the use of such information/analysis.
8. All the contents for the publication have been culled from various authentic sources and Datanet reasonably believes such sources to be reliable, but does not make any representations, express or implied as to the accuracy or fitness of use of such information. The information or contents of the information/analysis do not constitute advice and should not be relied upon in making (or refraining from making) any decision. Any reliance placed upon the information provided by Datanet is the sole responsibility and strictly at the user's risk.
9. In no event will Datanet be liable for any damages (including, without limitation, damages for loss of business projects, or loss of profits) arising in contract, tort or otherwise from the use of or inability to use any of its contents, or from any action taken (or refrained from being taken) as a result of using the analysis or any of its contents. Datanet its directors, owners, editors, officials, employees, distributor and agents or any associate will not be liable for any errors in the information contained or any consequences arising from the use of the contents of the provided information/analysis.
10. If any provision of these terms and conditions is held invalid or illegal or unenforceable for any reason by any court of competent jurisdiction, such provision shall be severed and the remainder of provisions of the terms and conditions shall continue in full force and effect as if the Term of Use had been executed with the invalid, illegal or unenforceable provision eliminated.
11. If there are any discrepancies in the information provided, please bring it to attention of Datanet for suitable rectification measures.

Buy Online This Complete Book At
Datanet India eBooks Store

www.indiastatpublications.com

or go directly at

[http://www.indiastatpublications.com/
Assembly_factbook/Maharashtra/Bhandara-Gondiya/Tirora](http://www.indiastatpublications.com/Assembly_factbook/Maharashtra/Bhandara-Gondiya/Tirora)

i **india**stat**elections**

