



Maharashtra

Assembly Factbook™

Chikhli Assembly Constituency



Key Electoral Data of Chikhli
Assembly Constituency (Vidhan Sabha)

Maharashtra

Assembly Factbook™

Chikhli Assembly Constituency



Chikhli Vidhan Sabha

Editor & Director

Dr. R.K. Thukral

Research Editor

Dr. Shafeeq Rahman

Compiled, Researched and Published by Datanet India Pvt. Ltd.

D-100, 1st Floor,

Okhla Industrial Area, Phase-I,
New Delhi- 110020.

Ph.: 91-11- 43580781-84

Email : support@indiastatpublications.com

Website : www.indiastatelections.com

Online Book Store :

www.indiastatpublications.com

Report No. : AFB/MH-023-0125

ISBN : 978-93-86662-39-2

First Edition : January, 2018

Eighth Updated Edition : January, 2025

Price : Rs. 11500/-

US\$ 310

© Datanet India Pvt. Ltd.

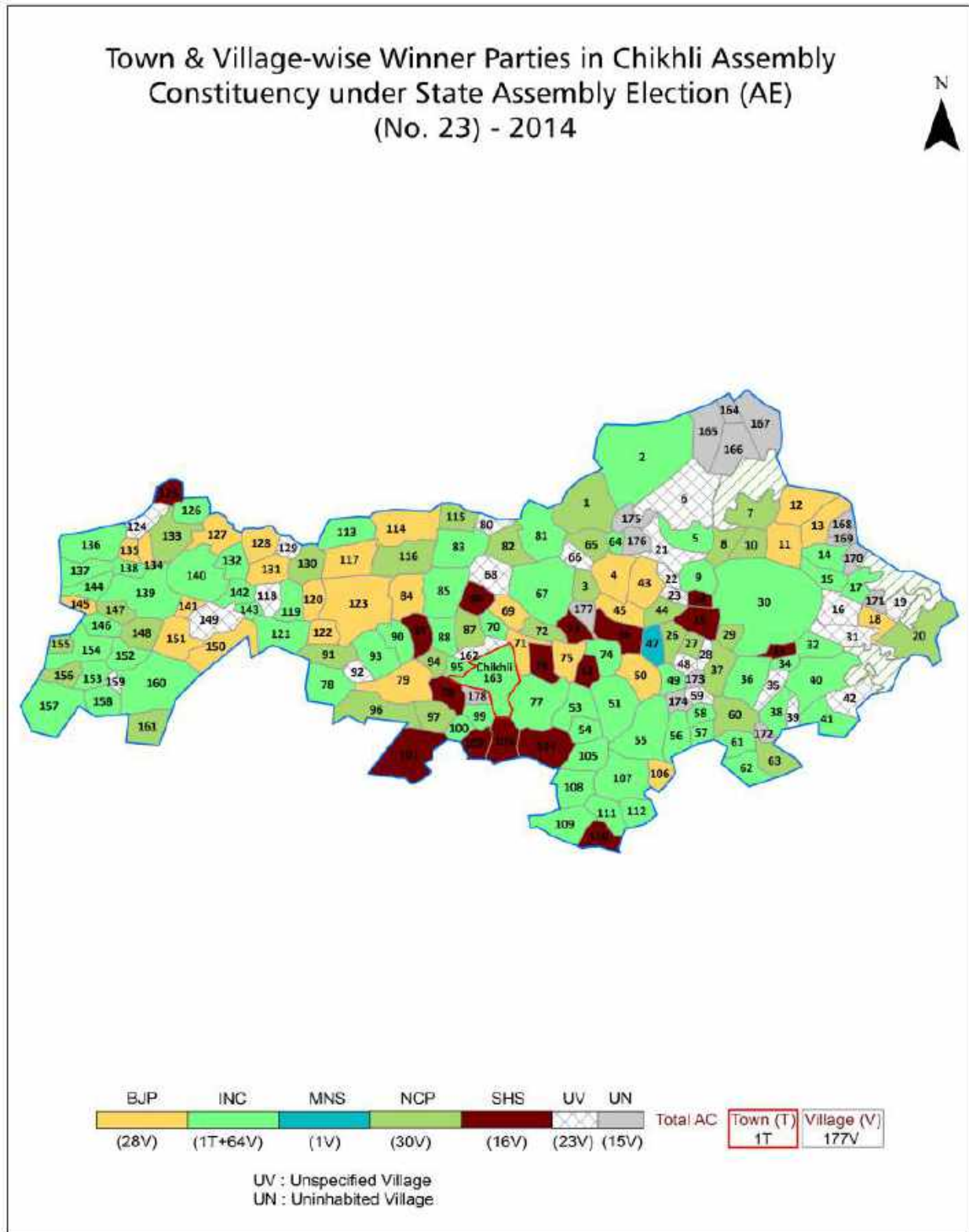
All rights reserved. No part of this book may be reproduced, stored in a retrieval system or transmitted in any form or by any means, mechanical photocopying, photographing, scanning, recording or otherwise without the prior written permission of the publisher. Please refer to Disclaimer at page no. 164 for the use of this publication.

Printed in India

Contents

No.	Particulars	Page No.
	Introduction	
1	Assembly Constituency - (Vidhan Sabha) at a Glance Features of Assembly as per Delimitation Commission of India (2008)	1-2
	Location and Political Maps	
2	Location Map Boundaries of Assembly Constituency - (Vidhan Sabha in District Boundaries of Assembly Constituency under Parliamentary Constituency - (Lok Sabha) Town & Village-wise Winner Parties- 2024-PE, 2024-AE, 2019-PE, 2019-AE and 2014-AE	3-10
	Administrative Setup (2011)	
3	District Sub-district Towns Villages Inhabited Villages Uninhabited Villages Village Panchayat Intermediate Panchayat	11-19
	Demographics (2011)	
4	Population Households Rural/Urban Population Towns and Villages by Population Size Sex Ratio (Total & 0-6 Years) Religious Population Social Population Literacy Rate	20-21
	Electoral Features	
5	Important Dates of Last Elections Held Electors by Gender Service Electors Voters Voters Turnout Polling Stations & Average Number of Electors per Polling Station Electors by Age Group Present Elected Representatives	22-27
	Historical Summary Election Results	
6	Vote Share of Major Parties Winning Margin (Number & Percentage Polarity of Parties Summary Result of Assembly Segment of Parliamentary Elections 2024, 2019, 2014, 2009, 2004 and 1999 Summary Result of Assembly Elections 2024, 2019, 2014, 2009, 2004, 1999, 1995, 1990, 1985, 1980, 1978, 1972, 1967 and 1962	28-49
	Polling Station Level Election Results	
7	Name and Number of Polling Station 2024-PE, 2024-AE, 2019-PE, 2019-AE and 2014-AE Polling Station-wise Electors, Voters & Voters Turnout 2024-PE, 2024-AE, 2019-PE, 2019-AE and 2014-AE Polling Station wise Elections Results 2024-PE, 2024-AE, 2019-PE, 2019-AE and 2014-AE	50-143
	Share of Assembly Constituency	
8	Share of Assembly Constituency - (Vidhan Sabha) in State, District and Parliamentary Constituency - (Lok Sabha)	144
	Socio-Economic Amenities (2011)	
9	Access to Administrative Units Agricultural, Manufacturing and Industrial Commodities Demographic Indicators Education Health & Manpower Drinking Water Supply Sanitation Entertainment and Recreations Infrastructure Power Food Allocation Distribution and Marketing of Agriculture Commodities Infrastructure Transport and Road Infrastructure Communication Banking and Financial Services Land Use Irrigation Source	146-159
10	Abbreviation & Sources	161-162
11	Disclaimer	164

Location & Political Map



Administrative Setup

List of Village Panchayat & Intermediate Panchayat (Block) Name - 2011

Village Name	Village Panchayat Name	Intermediate Panchayat Name
Ainkhed	Takarkhed Musalman	Chikhli
Ambashi	Ambashi	Chikhli
Amdapur	Amdapur	Chikhli
Amkhed	Amkhed	Chikhli
Andhai	Andhai	Chikhli
Antri Koli	Antri Koli	Chikhli
Antriteli	Sao	Buldana
Anwi	Shelgaon Mahangir	Chikhli
Asola Naik	Mohadari	Chikhli
Atakal	Atakal	Buldana
Awalkhed	Awalkhed	Buldana
Babhulgaon	Mangrul Navdhar	Chikhli
Berala	Berala	Chikhli
Bhadgaon	Bhadgaon	Buldana
Bhalgaon	Bhalgaon	Chikhli
Bhankhed.	Bhankhed	Chikhli
Bhogawati	Bhogawati	Chikhli
Bhokar	Bhokar	Chikhli
Bhorsa	Bhorsa/ Bhorsi	Chikhli
Bhorse	Bhorse	Chikhli
Bodegaon	Bodegaon	Buldana
Borala	Borala	Chikhli
Borala	Dongarshevali	Chikhli
Borgaon Kakade	Borgaon Kakade	Chikhli
Borgaonwasu	Borgaonwasu	Chikhli
Borkhed	Birkhed	Buldana
Bramhapuri	Bramhapuri	Chikhli
Chandanpur	Chandanpur	Chikhli
Chandhai	Chandhai	Chikhli

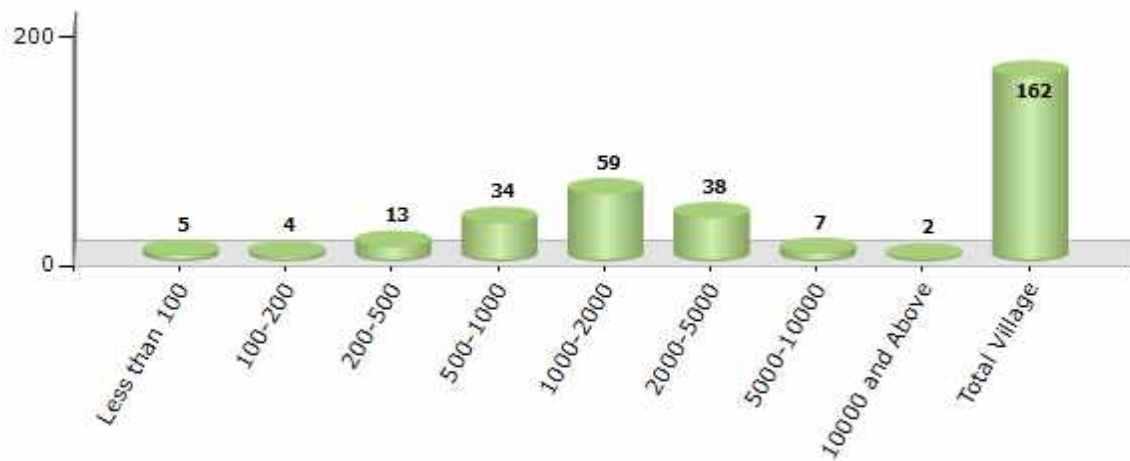
Contd....

Demographics

Number of Villages by Population Size - 2011

Less than 100	100-200	200-500	500-1000	1000-2000	2000-5000	5000-10000	10000 and Above	Total Village
5	4	13	34	59	38	7	2	162

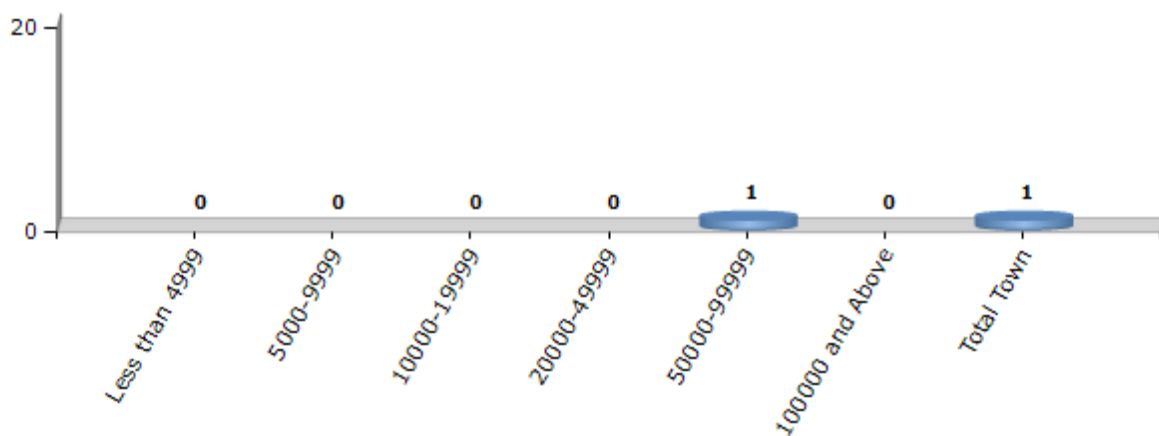
Number of Villages by Population Size - 2011



Number of Towns by Population Size - 2011

Less than 4999	5000-9999	10000-19999	20000-49999	50000-99999	100000 and Above	Total Town
0	0	0	0	1	0	1

Number of Towns by Population Size - 2011

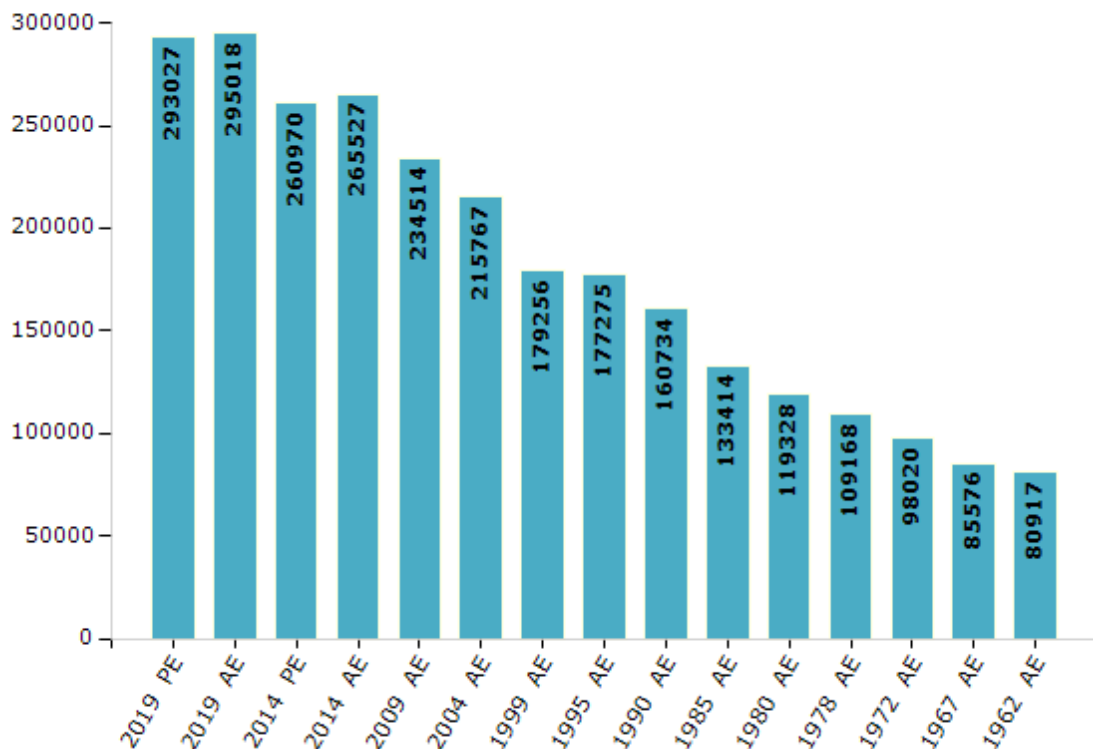


Electoral Features

Electors by Male & Female

Year	Male	Female	Others	Total	Year	Male	Female	Others	Total
2019 PE	152213	140813	1	293027	1999 AE	90591	88665	-	179256
2019 AE	153129	141889	0	295018	1995 AE	89664	87611	-	177275
2014 PE	137642	123328	0	260970	1990 AE	80852	79882	-	160734
2014 AE	139656	125871	0	265527	1985 AE	65860	67554	-	133414
2009 PE	-	-	-	-	1980 AE	58805	60523	-	119328
2009 AE	122039	112475	-	234514	1978 AE	54417	54751	-	109168
2004 PE	-	-	-	-	1972 AE	48720	49300	-	98020
2004 AE	111281	104486	-	215767	1967 AE	-	-	-	85576
1999 PE	-	-	-	-	1962 AE	-	-	-	80917

Number of Electors



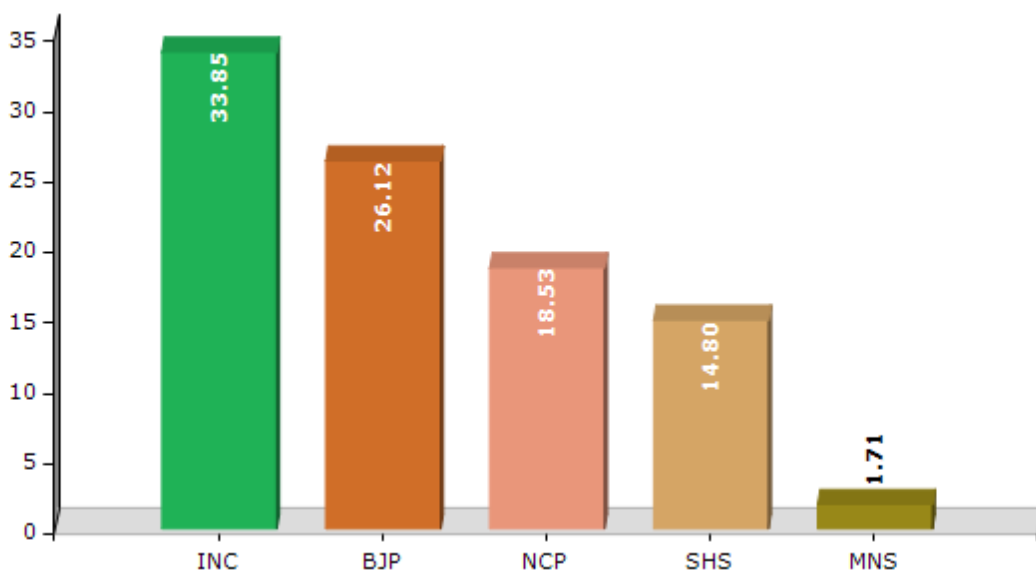
Note : AE : Assembly Election, PE : Assembly Segment of Parliamentary Election

Historical Summary Election Results

Summary Result of Assembly Election - 2014

Candidate Name	Party	Votes	Votes %
Rahul Siddhavinayak Bondre	INC	61581	33.85
Khabutare Sureshaappa Wamanaappa	BJP	47520	26.12
Dhrupadrao Bhagwan Savle	NCP	33699	18.53
Dr. Pratapsing Dalsing Rajput	SHS	26929	14.8
Kharapas Vinod Bhaskarrao	MNS	3103	1.71
Kharat Vijay Gopala	BBM	2253	1.24
Ganesh Digambar Bahekar	IND	2001	1.1
Jadhav Nivrutti Vitthal	BSP	1973	1.08
Gujar Tushar Nilkantha	ABHM	409	0.22
Rajesh Ashokrao Gawai	BMUP	407	0.22
Dagaduba Shankar Salve	IND	399	0.22
Ayaj Ahemad Habib Ahemad Kureshi	IND	308	0.17
	NOTA	1321	0.73

Votes Percentage of Top Parties - 2014



Polling Station Level Election Results

Number and Name of Polling Stations (PS) (2019 AE)

Number of Polling Stations	Name of Polling Stations	Number of Polling Stations	Name of Polling Stations
1	Jilha Parishad Marathi Prathamik Shala Navin Imarat Kholi Kr. 1 Atakal	22	Jilha Parishad Marathi Prathamik Shala Navin Imarat (kholi Kr. 1) Harni
2	Jilha Parishad Marathi Prathamik Shala Juni Imarat Kholi Kr. 1 Dahid Khu.	23	Zilla Parishad Marathi Primery School New Building (Room No.2) Harni
3	Jilha Parishad Marathi Prathamik Shala Purve Kadil Kholi Kr. 1 Devapur	24	Jilha Parishad Marathi Purve Madhyamik Shala Kholi Kr. 1 Vairagad
4	Zilla Parishad Marathi Primery School west Side Room No.1 Deopur	25	Jilha Parishad Marathi Purve Madhyamik Shala Kholi Kr. 2 Vairagad
5	Jilha Parishad Marathi Prathamik Shala Dakshine Kadil Kholi Kr. 1 Chikhala	26	Jilha Parishad Marathi Purve Madhyamik Shala Kinhi Savadat
6	Jilha Parishad Marathi Prathamik Shala Sakhali Khu.	27	Jilha Parishad Marathi Prathamik Shala Toranavada
7	Zilla Parishad Marathi Primery School (East Side Room 1) Sakhali Bk.	28	Jilha Parishad Marathi Prathamik Shala Uttare Kadil Kholi Kr. 1 Undri
8	Zilla Parishad Marathi Primery School (West Side Room No.2) Sakhali Bk.	29	Jilha Parishad Marathi Prathamik Shala Uttare Kadil Kholi Kr. 2undri
9	Jilha Parishad Marathi Prathamik Shala (pashchime Kadil Kholi Kr. 1) Sakhali Bu.	30	Jilha Parishad Marathi Prathamik Shala Uttare Kadil Kholi Kr. 3undri
10	Zilla Parishad Marathi Primery School (East Side Room 4) Sakhali Bk.	31	Jilha Parishad Marathi Prathamik Shala Dakshine Kadil Kholi Undri
11	Jilha Parishad Marathi Prathamik Shala (pashchime Kadil Kholi Kr. 2) Sakhali Bu.	32	Zilla Parishad Marathi Primery School North Side Room Undri 4
12	Jilha Parishad Marathi Prathamik Shala (pashchime Kadil Kholi Kr. 3) Sakhali Bu.	33	Jilha Parishad Marathi Prathamik Shala (navin Imarat) Dasala
13	Jilha Parishad Marathi Prathamik Shala Antri Teli	34	Jilha Parishad Marathi Purve Madhyamik Shala Kholi Kr. 1 Takarakhed Helaga
14	Jilha Parishad Marathi Purve Madhyamik Shala (navin Imarat Kholi Kr. 1) Kinhola	35	Jilha Parishad Marathi Purve Madhyamik Shala Kholi Kr. 2 Takarakhed Helaga
15	Zilla Parishad Marathi Purwa Midel School (New Building Room No.2) Near bus stand Kinhola	36	Jilha Parishad Marathi Purve Madhyamik Shala Kholi Kr. 1 Karavand
16	Zilla Parishad Urdu Middle School (Near bus stand Room No.1)Kinhola	37	Zilla Parishad Marathi Purwa Midel School Room No. 4 Karwand
17	Zilla Parishad Urdu Middle School (Near bus stand Room No.2)Kinhola	38	Jilha Parishad Marathi Purve Madhyamik Shala Kholi Kr. 2 Karavand
18	Jilha Parishad Marathi Prathamik Shala (Kholi Kr. 1) Dongar Shevali	39	Jilha Parishad Prathamik Shala Dakshine Kadil Kholi Kr. 1 Palasakhed Sapkal
19	Zilla Parishad Marathi Primery School (Room No.2) Dongar Shewli	40	Zilla Parishad Marathi Primery School (East Room No.3) Dhodap
20	Jilha Parishad Marathi Prathamik Shala (Kholi Kr. 3) Dongar Shevali	41	JILHA PARISHD MARATHI PRATHMIK SHALA (PURVE KHOLI KRA.2) DHODAP
21	Jilha Parishad Marathi Prathamik Shala Borala	42	Jilha Parishad Marathi Prathamik Shala Kholi Kr. 1 Bramhapuri

Contd....

Polling Station Level Election Results

Polling Station-wise Votes Secured by Overall Top Five Parties in Chikhli Assembly in Assembly Election (AE) under Buldhana Parliamentary Constituency in Maharashtra (2019)

Number of Polling Station	Winner - Shweta Vidyadhar Mahale (BJP)	Runner-up - Bondre Rahul Siddhavinayak (INC)	3rd - Ashok Shivsingh Suradkar (VBA)	4th - Parveen Bi Sayyed Harun (BSP)	5th - Devanand Pandurang Gawai (IND)	NOTA	Other	Total Votes Secured
36	224	348	22	6	0	5	2	607
37	287	434	11	6	3	3	8	752
38	287	392	72	7	2	7	5	772
39	169	182	3	2	0	1	3	360
40	308	198	4	1	1	0	3	515
41	239	272	18	3	0	2	6	540
42	264	237	73	1	2	2	11	590
43	333	218	9	2	0	2	4	568
44	385	303	4	5	1	7	2	707
45	347	343	21	0	2	3	3	719
46	139	285	75	5	2	4	6	516
47	296	372	79	2	2	7	7	765
48	415	289	35	11	1	3	11	765
49	466	280	42	4	6	1	11	810
50	247	162	39	4	0	3	7	462
51	248	133	14	4	2	2	7	410
52	392	258	30	5	0	1	2	688
53	283	230	28	3	0	3	3	550
54	348	210	11	5	4	2	2	582
55	347	202	2	1	3	2	2	559
56	267	208	22	2	3	5	5	512
57	306	153	6	3	1	2	4	475
58	234	171	42	8	1	2	3	461
59	294	292	44	0	5	0	8	643
60	386	273	43	2	4	6	7	721
61	338	310	5	3	2	5	1	664
62	307	284	8	1	0	3	1	604
63	400	290	9	2	5	4	8	718
64	347	212	55	2	4	0	6	626
65	434	160	19	1	1	7	5	627
66	170	95	19	3	3	3	1	294
67	133	299	76	3	1	2	8	522
68	348	230	14	5	0	2	10	609
69	163	223	37	5	2	2	4	436
70	344	314	78	10	4	2	9	761

Contd....

Polling Station Level Election Results

Winner, Runner-up and 3rd Party Position & Winning Margin According to Polling Stations in Chikhli Assembly in Assembly Election (AE) under Buldhana Parliamentary Constituency in Maharashtra (2019)

Polling Station Number	Winner Party	Winner Votes (%)	Runner-up Party	Runner-up Votes (%)	Winning Margin Votes (%)	Third Party	Third Party Votes (%)	Other Votes (%)
71	BJP	234 (47.18)	INC	225 (45.36)	9 (1.82)	VBA	12 (2.42)	25 (5.04)
72	INC	206 (48.47)	BJP	189 (44.47)	17 (4)	VBA	22 (5.18)	8 (1.88)
73	BJP	375 (73.82)	INC	118 (23.23)	257 (50.59)	VBA	8 (1.57)	7 (1.38)
74	INC	437 (61.99)	BJP	212 (30.07)	225 (31.92)	VBA	32 (4.54)	24 (3.4)
75	INC	524 (68.5)	BJP	209 (27.32)	315 (41.18)	VBA	16 (2.09)	16 (2.09)
76	INC	486 (60.52)	BJP	305 (37.98)	181 (22.54)	BSP	3 (0.37)	9 (1.12)
77	INC	514 (67.01)	BJP	225 (29.34)	289 (37.67)	VBA	12 (1.56)	16 (2.09)
78	BJP	347 (48.94)	INC	320 (45.13)	27 (3.81)	VBA	32 (4.51)	10 (1.41)
79	INC	463 (51.44)	BJP	391 (43.44)	72 (8)	BSP	12 (1.33)	34 (3.78)
80	BJP	440 (55)	INC	261 (32.63)	179 (22.37)	VBA	80 (10)	19 (2.38)
81	BJP	354 (45.38)	INC	305 (39.1)	49 (6.28)	VBA	93 (11.92)	28 (3.59)
82	INC	361 (58.13)	BJP	247 (39.77)	114 (18.36)	VBA	8 (1.29)	5 (0.81)
83	INC	394 (73.64)	BJP	82 (15.33)	312 (58.31)	VBA	46 (8.6)	13 (2.43)
84	INC	291 (45.68)	BJP	263 (41.29)	28 (4.39)	VBA	59 (9.26)	24 (3.77)
85	BJP	327 (49.47)	INC	305 (46.14)	22 (3.33)	VBA	18 (2.72)	11 (1.66)
86	BJP	431 (60.45)	INC	258 (36.19)	173 (24.26)	VBA	11 (1.54)	13 (1.82)
87	BJP	518 (61.52)	INC	275 (32.66)	243 (28.86)	VBA	22 (2.61)	27 (3.21)
88	BJP	209 (54.57)	INC	158 (41.25)	51 (13.32)	VBA	9 (2.35)	7 (1.83)
89	INC	372 (63.48)	BJP	193 (32.94)	179 (30.54)	VBA	8 (1.37)	13 (2.22)
90	INC	350 (59.83)	BJP	210 (35.9)	140 (23.93)	VBA	12 (2.05)	13 (2.22)
91	BJP	244 (55.08)	INC	185 (41.76)	59 (13.32)	VBA	8 (1.81)	6 (1.35)
92	BJP	249 (58.04)	INC	161 (37.53)	88 (20.51)	VBA	10 (2.33)	9 (2.1)
93	BJP	313 (43.35)	INC	299 (41.41)	14 (1.94)	VBA	98 (13.57)	12 (1.66)
94	INC	183 (52.44)	BJP	129 (36.96)	54 (15.48)	VBA	23 (6.59)	14 (4.01)
95	INC	256 (56.14)	BJP	173 (37.94)	83 (18.2)	VBA	12 (2.63)	15 (3.29)
96	BJP	463 (59.59)	INC	298 (38.35)	165 (21.24)	VBA	9 (1.16)	7 (0.9)
97	INC	357 (48.51)	BJP	355 (48.23)	2 (0.28)	VBA	10 (1.36)	14 (1.9)
98	INC	434 (52.99)	BJP	333 (40.66)	101 (12.33)	VBA	26 (3.17)	26 (3.17)
99	INC	242 (55.13)	BJP	179 (40.77)	63 (14.36)	VBA	10 (2.28)	8 (1.82)
100	INC	223 (50.23)	BJP	155 (34.91)	68 (15.32)	VBA	28 (6.31)	38 (8.56)
101	BJP	203 (53.7)	INC	162 (42.86)	41 (10.84)	VBA	4 (1.06)	9 (2.38)
102	BJP	405 (52.46)	INC	352 (45.6)	53 (6.86)	VBA	5 (0.65)	10 (1.3)
103	BJP	245 (49.49)	INC	206 (41.62)	39 (7.87)	VBA	14 (2.83)	30 (6.06)
104	INC	492 (73.98)	BJP	153 (23.01)	339 (50.97)	BSP	12 (1.8)	8 (1.2)
105	INC	424 (54.43)	BJP	351 (45.06)	73 (9.37)	IND (DSS)	1 (0.13)	3 (0.39)

Contd....

Socio-Economic Amenities - Rural

Access to Education Facilities

Particulars	Number of Villages (% of Population)				
	Available	Not Available	If Not Available (Distance of Nearest Facility)		
			A	B	C
Govt. Primary School	156 (100)	6 (0)	6 (0)	0 (0)	0 (0)
Private Primary School	4 (9)	158 (91)	0 (0)	0 (0)	0 (0)
Govt. Middle School	112 (90)	50 (10)	35 (7)	9 (1)	0 (0)
Private Middle School	17 (19)	145 (81)	3 (1)	3 (1)	0 (0)
Govt. Secondary School	52 (60)	110 (40)	34 (12)	18 (5)	20 (8)
Private Secondary School	12 (17)	150 (83)	21 (10)	8 (2)	4 (1)
Govt. Senior Secondary School	23 (37)	139 (63)	29 (13)	32 (17)	41 (18)
Private Senior Secondary School	7 (18)	155 (82)	13 (7)	19 (7)	4 (1)
Govt. Arts and Science Degree College	0 (0)	162 (100)	7 (3)	15 (9)	90 (59)
Private Arts and Science Degree College	0 (0)	162 (100)	3 (3)	15 (8)	32 (19)
Govt. Engineering College	0 (0)	162 (100)	3 (1)	10 (6)	77 (44)
Private Engineering College	0 (0)	162 (100)	3 (2)	16 (10)	53 (37)
Govt. Medicine College	0 (0)	162 (100)	4 (1)	7 (4)	102 (69)
Private Medicine College	0 (0)	162 (100)	1 (0)	12 (6)	36 (20)
Govt. Management Institute	0 (0)	162 (100)	1 (0)	5 (3)	96 (62)
Private Management Institute	0 (0)	162 (100)	1 (1)	8 (4)	51 (29)
Govt. Polytechnic	0 (0)	162 (100)	2 (0)	4 (2)	103 (68)
Private Polytechnic	0 (0)	162 (100)	2 (1)	9 (6)	42 (23)
Govt. Vocational Training School/ITI	0 (0)	162 (100)	2 (0)	4 (2)	103 (68)
Private Vocational Training School/ITI	0 (0)	162 (100)	2 (1)	9 (6)	42 (23)
Govt. Non Formal Training Centre	0 (0)	162 (100)	1 (0)	5 (3)	96 (62)
Private Non Formal Training Centre	0 (0)	162 (100)	1 (1)	8 (4)	51 (29)
Govt. School For Disabled	0 (0)	162 (100)	1 (0)	5 (3)	96 (62)
Private School For Disabled	0 (0)	162 (100)	1 (1)	8 (4)	51 (29)
Government Others	0 (0)	162 (100)	0 (0)	0 (0)	0 (0)
Private Others	3 (10)	159 (90)	0 (0)	0 (0)	0 (0)

Note : Distance A : Less than 5 km; B : Between 5-10 km; C : 10+ km.; Source : Data Analysis is based on 2011 Census.

DISCLAIMER

The Terms of Use and Disclaimer of Datanet India Private Limited (hereinafter referred to as "Datanet") for use of this analysis report of **Chikhli Assembly Constituency (Chikhli Vidhan Sabha)** :-

1. **Assembly Factbook™** is a Registered Trade Mark owned by Datanet.
2. All the maps are sketched and graphical representation only and have not been drawn to the scale and also not to represent the actual geographical area or boundary of the unit.
3. The data for the aforesaid analysis is based on authentic sources and has been culled from the various publications of Census, CSO and NSSO for district and block level data, various central and state government departments, Central & State Elections Commissions and the concerned Returning Officers' releases, Electoral Rolls, Election results and allied publications, internal assessment, surveys, estimates and analysis. Therefore, certain adjustment of data at micro level may have been done to arrive closer to the macro data.
4. Data have been provided on an "As Is" and "As AVAILABLE" basis
5. The colours shown in the maps or diagram and charts of a particular party, alliance or AC are indicative and do not represent them.
6. This publication which includes maps, sheets, graphs and data would be the property under copyright of Datanet only. The user may use these for its internal study, analysis and research purposes. It's public display, re-selling or any commercial uses by the user are not allowed.
7. Datanet has taken due care and caution in compilation and processing of data and allied information, but does not guarantee the accuracy, adequacy or completeness of any information/analysis and will be not responsible for any errors or omissions or for the results obtained from the use of such information/analysis.
8. All the contents for the publication have been culled from various authentic sources and Datanet reasonably believes such sources to be reliable, but does not make any representations, express or implied as to the accuracy or fitness of use of such information. The information or contents of the information/analysis do not constitute advice and should not be relied upon in making (or refraining from making) any decision. Any reliance placed upon the information provided by Datanet is the sole responsibility and strictly at the user's risk.
9. In no event will Datanet be liable for any damages (including, without limitation, damages for loss of business projects, or loss of profits) arising in contract, tort or otherwise from the use of or inability to use any of its contents, or from any action taken (or refrained from being taken) as a result of using the analysis or any of its contents. Datanet its directors, owners, editors, officials, employees, distributor and agents or any associate will not be liable for any errors in the information contained or any consequences arising from the use of the contents of the provided information/analysis.
10. If any provision of these terms and conditions is held invalid or illegal or unenforceable for any reason by any court of competent jurisdiction, such provision shall be severed and the remainder of provisions of the terms and conditions shall continue in full force and effect as if the Term of Use had been executed with the invalid, illegal or unenforceable provision eliminated.
11. If there are any discrepancies in the information provided, please bring it to attention of Datanet for suitable rectification measures.

Buy Online This Complete Book At
Datanet India eBooks Store

www.indiastatpublications.com

or go directly at

[http://www.indiastatpublications.com/
Assembly_factbook/Maharashtra/Buldhana/Chikhli](http://www.indiastatpublications.com/Assembly_factbook/Maharashtra/Buldhana/Chikhli)

 **indiastat**elections

ISBN . 978-93-85662-39-2



9 789385 662392