



Maharashtra

Assembly Factbook™

Mehkar Assembly Constituency



Key Electoral Data of Mehkar
Assembly Constituency (Vidhan Sabha)

Maharashtra

Assembly Factbook™

Mehkar Assembly Constituency



Mehkar Vidhan Sabha

Editor & Director

Dr. R.K. Thukral

Research Editor

Dr. Shafeeq Rahman

**Compiled, Researched and Published by
Datanet India Pvt. Ltd.**

D-100, 1st Floor,

Okhla Industrial Area, Phase-I,

New Delhi- 110020.

Ph.: 91-11- 43580781-84

Email : support@indiastatpublications.com

Website : www.indiastatelections.com

Online Book Store :

www.indiastatpublications.com

Report No. : AFB/MH-025-0125

ISBN : 978-93-6237-883-5

First Edition : January, 2018

Eighth Updated Edition : January, 2025

Price : Rs.11500/-

US\$ 310

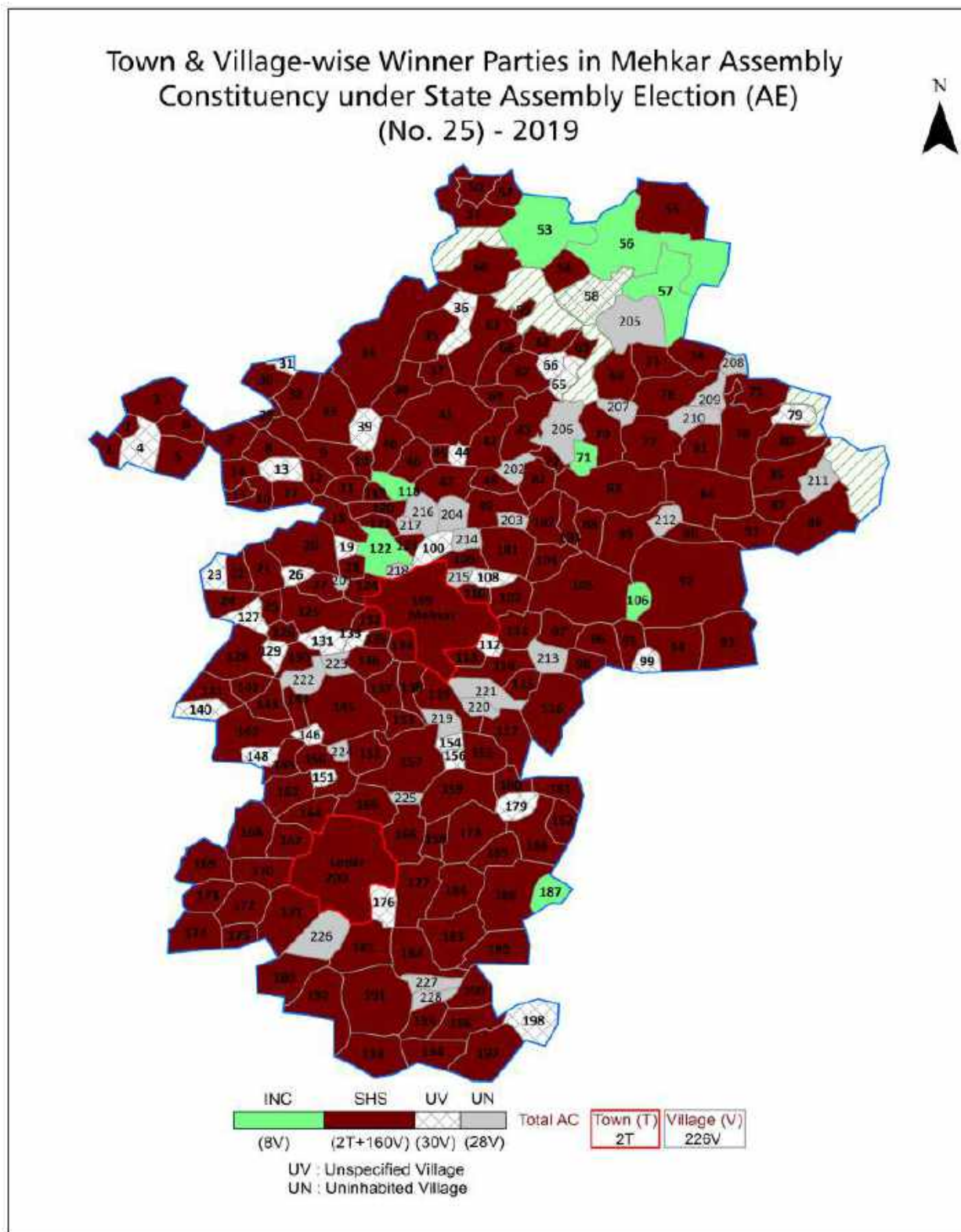
© Datanet India Pvt. Ltd.

All rights reserved. No part of this book may be reproduced, stored in a retrieval system or transmitted in any form or by any means, mechanical photocopying, photographing, scanning, recording or otherwise without the prior written permission of the publisher. Please refer to Disclaimer at page no. 143 for the use of this publication.

Printed in India

No.	Particulars	Page No.
	Introduction	
1	Assembly Constituency - (Vidhan Sabha) at a Glance Features of Assembly as per Delimitation Commission of India (2008)	1-2
	Location and Political Maps	
2	Location Map Boundaries of Assembly Constituency - (Vidhan Sabha) in District Boundaries of Assembly Constituency under Parliamentary Constituency - (Lok Sabha) Town & Village-wise Winner Parties- 2024-PE, 2024-AE, 2019-PE and 2019-AE	3-10
	Administrative Setup (2011)	
3	District Sub-district Towns Villages Inhabited Villages Uninhabited Villages Village Panchayat Intermediate Panchayat	11-21
	Demographics (2011)	
4	Population Households Rural/Urban Population Towns and Villages by Population Size Sex Ratio (Total & 0-6 Years) Religious Population Social Population Literacy Rate	22-23
	Electoral Features	
5	Important Dates of Last Elections Held Electors by Gender Service Electors Voters Voters Turnout Polling Stations & Average Number of Electors per Polling Station Electors by Age Group Present Elected Representatives	24-29
	Historical Summary Election Results	
6	Vote Share of Major Parties Winning Margin (Number & Percentage) Polarity of Parties Summary Result of Assembly Segment of Parliamentary Elections 2024, 2019, 2014, 2009, 2004 and 1999 Summary Result of Assembly Elections 2024, 2019, 2014, 2009, 2004, 1999, 1995, 1990, 1985, 1980, 1978, 1972, 1967 and 1962	30-51
	Polling Station Level Election Results	
7	Name and Number of Polling Station 2024-PE, 2024-AE, 2019-PE and 2019-AE Polling Station-wise Electors, Voters & Voters Turnout 2024-PE, 2024-AE, 2019-PE and 2019-AE Polling Station wise Elections Results 2024-PE, 2024-AE, 2019-PE and 2019-AE	52-121
	Share of Assembly Constituency	
8	Share of Assembly Constituency - (Vidhan Sabha) in State, District and Parliamentary Constituency - (Lok Sabha)	122
	Socio-Economic Amenities (2011)	
9	Access to Administrative Units Agricultural, Manufacturing and Industrial Commodities Demographic Indicators Education Health & Manpower Drinking Water Supply Sanitation Entertainment and Recreations Infrastructure Power Food Allocation Distribution and Marketing of Agriculture Commodities Infrastructure Transport and Road Infrastructure Communication Banking and Financial Services Land Use Irrigation Source	124-138
10	Abbreviation & Sources	140-141
11	Disclaimer	143

Location & Political Map



Administrative Setup

List of Village Panchayat & Intermediate Panchayat (Block) Name - 2011

Village Name	Village Panchayat Name	Intermediate Panchayat Name
Ajispur	Ajispur	Lonar
Akola	Akola	Mehkar
Andhrud	Andhrud	Mehkar
Anjani Bk.	Anjani Bk.	Mehkar
Anjani Kh.	Anjani Kh.	Lonar
Antri Deshmukh	Antri Deshmukh	Mehkar
Ardav	Ardav	Lonar
Aregaon	Aregaon	Mehkar
Babhulkhed	Babhulkhed	Mehkar
Badnapur	Badnapur	Mehkar
Bagulkhed	Bagulkhed	Lonar
Barda	Barda	Mehkar
Barhai	Barhai	Mehkar
Bartala	Bartala	Mehkar
Belgaon	Belgaon	Mehkar
Bhalegaon	Bhalegaon	Mehkar
Bhanapur	Bhanapur	Lonar
Bhiwapur	Bhivapur	Mehkar
Bhosa	Bhosa	Mehkar
Bori	Bori.	Mehkar
Borkhedi	Pardi Pr.Mehkar	Lonar
Botha	Botha	Mehkar
Brahmapuri	Brahmapuri	Mehkar
Chaingaon	Chaingaon	Mehkar
Chinchala	Chinchala	Mehkar
Chincholi Bore	Chincholi Bore	Mehkar
Chincholi Sangle	Chincholi Sangle	Lonar
Chondi	Badnapur	Mehkar
Dabha	Dabha	Lonar

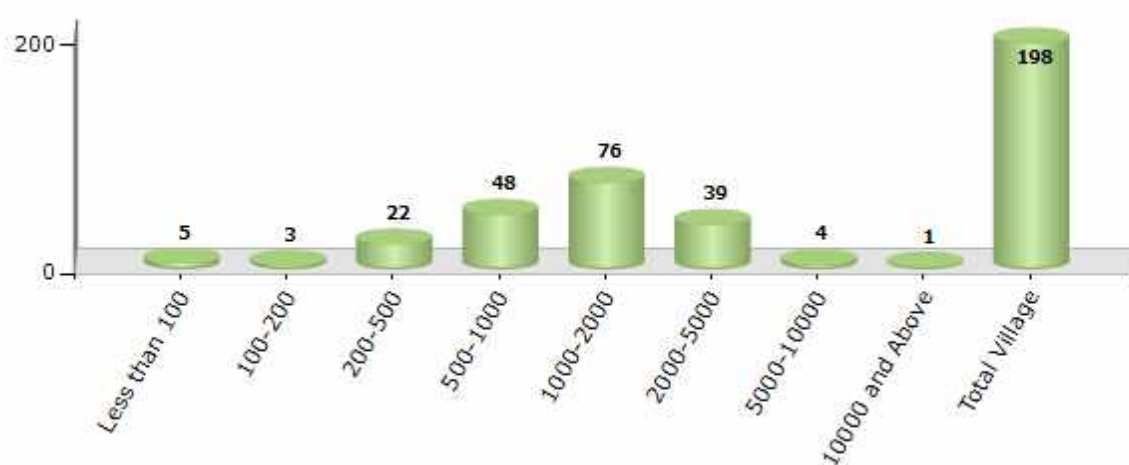
Contd....

Demographics

Number of Villages by Population Size - 2011

Less than 100	100-200	200-500	500-1000	1000-2000	2000-5000	5000-10000	10000 and Above	Total Village
5	3	22	48	76	39	4	1	198

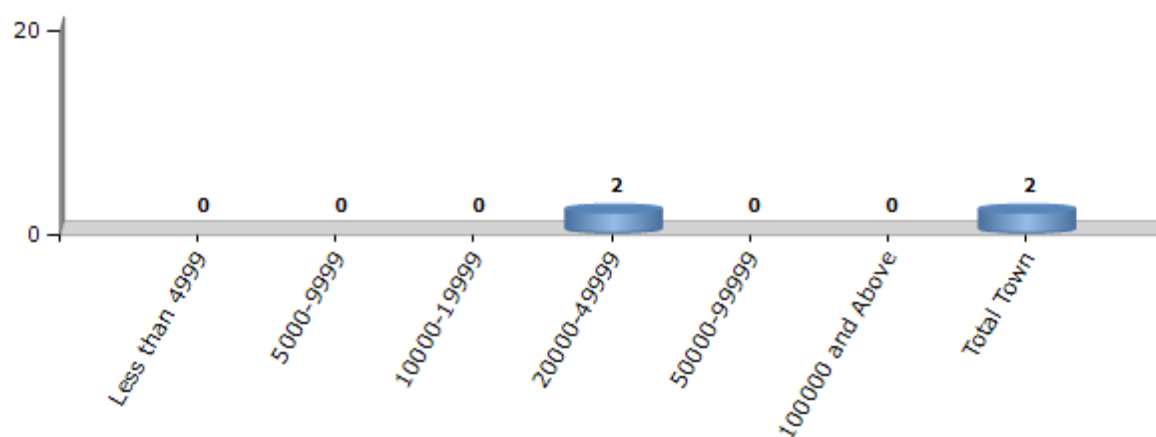
Number of Villages by Population Size - 2011



Number of Towns by Population Size - 2011

Less than 4999	5000-9999	10000-19999	20000-49999	50000-99999	100000 and Above	Total Town
0	0	0	2	0	0	2

Number of Towns by Population Size - 2011



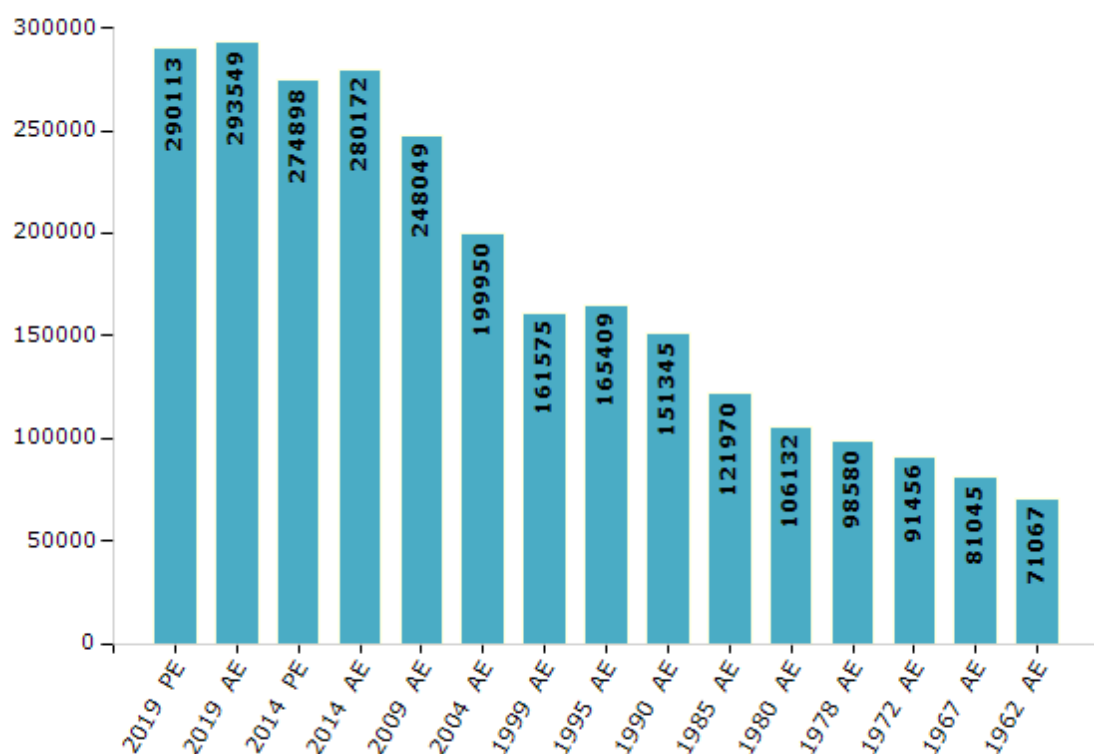
Electoral Features

Electors by Male & Female

Year	Male	Female	Others	Total
2019 PE	152047	138066	0	290113
2019 AE	153641	139908	0	293549
2014 PE	144703	130193	2	274898
2014 AE	147355	132817	0	280172
2009 PE	-	-	-	-
2009 AE	128617	119432	-	248049
2004 PE	-	-	-	-
2004 AE	102937	97013	-	199950
1999 PE	-	-	-	-

Year	Male	Female	Others	Total
1999 AE	82055	79520	-	161575
1995 AE	83901	81508	-	165409
1990 AE	77132	74213	-	151345
1985 AE	60283	61687	-	121970
1980 AE	52737	53395	-	106132
1978 AE	49100	49480	-	98580
1972 AE	45617	45839	-	91456
1967 AE	-	-	-	81045
1962 AE	-	-	-	71067

Number of Electors



Note : AE : Assembly Election, PE : Assembly Segment of Parliamentary Election

Historical Summary Election Results

Summary Result of Assembly Election - 2014

Candidate Name	Party	Votes	Votes %
Sanjay Bhashkar Raimulkar	SHS	80356	47.84
Laxmanrao Januji Ghumare	INC	44421	26.44
Gawai Narhari Onkar	BJP	17035	10.14
Ashwini Shivcharan Akhade	NCP	12759	7.6
Prakash Chindhaji Gawai	BBM	4267	2.54
Khandare Sahebrao Rambhau	BSP	1290	0.77
Ambhore Pradip Eknath	PWPI	918	0.55
Sardar Vishnu Mahadu	BMUP	653	0.39
Sadavarte Gangasagar Prakash	IND	625	0.37
Ramchandra Tukaram Wadekar	IND	573	0.34
Vijay Pandharinath Gawai	IND	531	0.32
Nanasaheb Bhikaji Debaje	APoI	510	0.3
Aware Ganesh Yashvant	IND	446	0.27
Rajesh Gulabrao More	RPI	427	0.25
Awsarmol Gulabrao Vamanrao	IND	419	0.25
Ayaj Ahemad Habib Ahemad.	IND	341	0.2
Pandit Ashruji More	IND	338	0.2
Vijay Sitaram More	IND	241	0.14
Rajendra Santosh Gawai	IND	180	0.11
	NOTA	1646	0.98

Polling Station Level Election Results

Number and Name of Polling Stations (PS) (2019 AE)

Number of Polling Stations	Name of Polling Stations	Number of Polling Stations	Name of Polling Stations
1	G. P. M. Pu. Ma. Shala Mohna Bu.	22	Zillha Parishad Marathi Shala Nageshwadi
2	Zillha Parishad Marathi Purva Madhyamik Shala Room	23	G. P. M. Pu. Madhy. Shala Uttar Bhagachi Khali Kr.
3	G. P. M. Prathamik . Shala Mandava Fo. Navin Imara	24	Zillha Parishad Marathi Purva Madhyamik. Shala Utt
4	G. P. M. Prath. Shala Mandava San. Dongar	25	G. P. Marathi Prath. Shala Drugabori
5	G. P. M. Prath. Shala West Bhag Deulaganv Sakarsha	26	G. P. Marathi Varishth Prath. Shala Loni Kale
6	G. P. M. Prath. Shala West Bhag Deulaganv Sakarsha	27	G. P. Prath. Shala Gomedhar
7	G. P. M. Prath. Shala Kampaund Baheeril Purvekadil D	28	Zillha Parishad Prathamikth. Shala Nimba
8	G. P. M. Prath. Shala Uttar Bhag Deulaganv Sakarsha	29	G. P. Marathi East Madhy. . Shala Uttar Bhag Uti
9	G. P. M. Pu. Ma . Shala Nayaganv Deshmukh	30	Jl.PA. MARATHI POORV MADHYA.. SHALA UTTAR BHAG UTI
10	G. P. Pra. Shala Nayagav Deshmukh	31	G. P. Marathi Prath. Shala Paradi
11	G. P. Pu. Madhy. . Shala Parakhed	32	Zillha Parishad Purv Mdhyamik Shala Ghuti
12	G. P. M. Madhy . Shala Vadali	33	G. P. Marathi East Madhy. . Shala Uttar Bhagakholi
13	Zillha Parishad Marathi Madhyamik . Shala Room No	34	G. P. East Madhy. . Shala Uttar Bhag Kholi Kr. 2 H
14	G. P. Pu. Madhy. Shala Ghatanandra	35	G. P. East Madhy. . Shala Pashchimekadil Bhag Hiva
15	G. P. Pu. Madhy. Shala (uttar Bhag) Varavand	36	G. P. Marathi Prath Shala Mandufal
16	Zillha Parishad Purva Madhyamik. Shala (uttar Bhag	37	Zillha Parishad Marathi Prathamik Shala Room No.2
17	G. P. M. Pu. Madhy. Shala Dakshin Bhag Varavand	38	G. P. Marathi East Madhy. . Shala Navin Imarat Sar
18	G. P. Marathi East Madhy. Shala Pathardi Forest	39	G. P. Marathi East Madhy. . Shala Navin Imarat Kas
19	G. P. Marathi Kanishth Prath. Shala Tembhurakhed	40	G. P. Marathi Madhy. . Shala Tharabaradapur
20	G. P. M. Purv. Madhyamik. Shala Pachim Bhagachi Khali Kr. 1	41	G. P. Marathi East Madhy Shala Uttar Bhag Kholi Kr
21	G. P. M. Pu. Madhy. Shala Pachim Bhagachi Khali Kr.2	42	G. P. Marathi East Madhy Shala Uttar Bhag Kholi Kr

Contd....

Polling Station Level Election Results

Polling Station-wise Votes Secured by Overall Top Five Parties in Mehkar Assembly in Assembly Election (AE) under Buldhana Parliamentary Constituency in Maharashtra (2019)

Number of Polling Station	Winner - Sanjay Bhaskar Raymulkar (SHS)	Runner-up - Adv. Anant Sakharam Wankhede (INC)	3rd - Aabarao Shriram Wagh (VBA)	4th - Anil Devrao Khadse (BSP)	5th - Manwatkar Laxman Krishnaji (IND)	NOTA	Other	Total Votes Secured
36	364	45	21	5	2	0	0	437
37	270	109	30	1	1	2	0	413
38	340	21	164	0	20	3	0	548
39	349	121	55	7	10	7	0	549
40	474	170	42	16	22	3	0	727
41	256	244	50	8	7	6	0	571
42	271	217	20	3	4	6	0	521
43	295	168	7	0	10	7	0	487
44	214	143	5	3	6	7	0	378
45	311	205	12	6	1	5	0	540
46	445	107	9	5	2	10	0	578
47	301	181	8	7	0	17	0	514
48	395	100	4	3	0	6	0	508
49	367	178	8	6	5	7	0	571
50	258	274	54	8	4	5	0	603
51	417	88	12	2	2	6	0	527
52	332	177	39	1	1	3	0	553
53	395	231	19	8	11	8	0	672
54	246	165	8	4	3	7	0	433
55	158	261	17	3	6	3	0	448
56	340	337	3	2	4	1	0	687
57	509	238	14	10	8	17	0	796
58	256	113	63	1	6	6	0	445
59	426	129	114	2	6	12	0	689
60	400	114	41	2	2	7	0	566
61	297	101	17	4	3	8	0	430
62	459	254	44	10	5	20	0	792
63	262	128	12	1	1	5	0	409
64	261	157	11	3	4	11	0	447
65	386	80	3	7	3	4	0	483
66	240	229	15	3	6	6	0	499
67	108	276	26	3	5	6	0	424
68	283	55	128	1	4	5	0	476
69	410	65	18	2	2	5	0	502
70	333	144	9	9	6	3	0	504

Contd....

Polling Station Level Election Results

Winner, Runner-up and 3rd Party Position & Winning Margin According to Polling Stations in Mehkar Assembly in Assembly Election (AE) under Buldhana Parliamentary Constituency in Maharashtra (2019)

Polling Station Number	Winner Party	Winner Votes (%)	Runner-up Party	Runner-up Votes (%)	Winning Margin Votes (%)	Third Party	Third Party Votes (%)	Other Votes (%)
71	SHS	218 (69.43)	INC	83 (26.43)	135 (43)	VBA	6 (1.91)	7 (2.23)
72	SHS	440 (73.33)	INC	141 (23.5)	299 (49.83)	VBA	7 (1.17)	12 (2)
73	SHS	367 (55.19)	VBA	148 (22.26)	219 (32.93)	INC	135 (20.3)	15 (2.26)
74	INC	390 (57.52)	SHS	237 (34.96)	153 (22.56)	VBA	34 (5.01)	17 (2.51)
75	SHS	445 (66.92)	INC	191 (28.72)	254 (38.2)	VBA	11 (1.65)	18 (2.71)
76	SHS	527 (79.37)	INC	116 (17.47)	411 (61.9)	VBA	8 (1.2)	13 (1.96)
77	SHS	527 (77.5)	VBA	79 (11.62)	448 (65.88)	INC	56 (8.24)	18 (2.65)
78	SHS	249 (91.88)	INC	15 (5.54)	234 (86.34)	VBA	2 (0.74)	5 (1.85)
79	SHS	314 (53.49)	INC	240 (40.89)	74 (12.6)	VBA	22 (3.75)	11 (1.87)
80	SHS	516 (86.72)	INC	70 (11.76)	446 (74.96)	IND (MLK)	2 (0.34)	7 (1.18)
81	SHS	422 (64.13)	INC	134 (20.36)	288 (43.77)	VBA	89 (13.53)	13 (1.98)
82	INC	291 (45.75)	SHS	279 (43.87)	12 (1.88)	VBA	49 (7.7)	17 (2.67)
83	SHS	371 (51.89)	INC	204 (28.53)	167 (23.36)	VBA	122 (17.06)	18 (2.52)
84	SHS	252 (64.12)	INC	117 (29.77)	135 (34.35)	VBA	15 (3.82)	9 (2.29)
85	SHS	273 (66.59)	INC	100 (24.39)	173 (42.2)	IND (MLK)	11 (2.68)	26 (6.34)
86	SHS	388 (61.1)	VBA	134 (21.1)	254 (40)	INC	82 (12.91)	31 (4.88)
87	SHS	544 (66.83)	INC	230 (28.26)	314 (38.57)	VBA	24 (2.95)	16 (1.97)
88	SHS	415 (63.07)	INC	218 (33.13)	197 (29.94)	VBA	13 (1.98)	12 (1.82)
89	SHS	218 (72.19)	INC	77 (25.5)	141 (46.69)	VBA	1 (0.33)	6 (1.99)
90	SHS	308 (66.67)	INC	119 (25.76)	189 (40.91)	VBA	11 (2.38)	24 (5.19)
91	SHS	202 (55.8)	INC	105 (29.01)	97 (26.79)	VBA	28 (7.73)	27 (7.46)
92	SHS	189 (64.29)	VBA	44 (14.97)	145 (49.32)	INC	33 (11.22)	28 (9.52)
93	SHS	372 (65.38)	INC	147 (25.83)	225 (39.55)	VBA	35 (6.15)	15 (2.64)
94	SHS	355 (71.43)	INC	69 (13.88)	286 (57.55)	VBA	56 (11.27)	17 (3.42)
95	SHS	439 (65.62)	INC	179 (26.76)	260 (38.86)	VBA	17 (2.54)	34 (5.08)
96	SHS	257 (95.54)	INC	10 (3.72)	247 (91.82)	VBA	1 (0.37)	1 (0.37)
97	SHS	340 (67.73)	INC	124 (24.7)	216 (43.03)	VBA	12 (2.39)	26 (5.18)
98	SHS	280 (55.56)	INC	186 (36.9)	94 (18.66)	VBA	21 (4.17)	17 (3.37)
99	SHS	253 (57.76)	INC	142 (32.42)	111 (25.34)	VBA	24 (5.48)	19 (4.34)
100	SHS	426 (89.5)	INC	36 (7.56)	390 (81.94)	VBA	4 (0.84)	10 (2.1)
101	SHS	315 (68.78)	INC	120 (26.2)	195 (42.58)	VBA	9 (1.97)	14 (3.06)
102	SHS	297 (79.62)	INC	60 (16.09)	237 (63.53)	VBA	10 (2.68)	6 (1.61)
103	SHS	458 (87.57)	INC	39 (7.46)	419 (80.11)	VBA	15 (2.87)	11 (2.1)
104	SHS	233 (53.56)	INC	166 (38.16)	67 (15.4)	VBA	17 (3.91)	19 (4.37)
105	SHS	430 (86.35)	INC	53 (10.64)	377 (75.71)	IND (MLK)	7 (1.41)	8 (1.61)

Contd....

Socio-Economic Amenities - Rural

Access to Education Facilities

Particulars	Number of Villages (% of Population)				
	Available	Not Available	If Not Available (Distance of Nearest Facility)		
			A	B	C
Govt. Primary School	192 (100)	6 (0)	6 (0)	0 (0)	0 (0)
Private Primary School	11 (21)	187 (79)	0 (0)	0 (0)	0 (0)
Govt. Middle School	116 (84)	82 (16)	36 (9)	19 (3)	0 (0)
Private Middle School	27 (32)	171 (68)	19 (3)	8 (1)	0 (0)
Govt. Secondary School	42 (46)	156 (54)	19 (5)	13 (4)	29 (11)
Private Secondary School	12 (10)	186 (90)	43 (15)	38 (13)	9 (3)
Govt. Senior Secondary School	18 (28)	180 (72)	15 (4)	17 (7)	31 (13)
Private Senior Secondary School	1 (1)	197 (99)	40 (14)	52 (23)	24 (10)
Govt. Arts and Science Degree College	1 (6)	197 (94)	5 (2)	15 (6)	44 (22)
Private Arts and Science Degree College	0 (0)	198 (100)	14 (7)	43 (22)	76 (36)
Govt. Engineering College	0 (0)	198 (100)	0 (0)	7 (3)	51 (24)
Private Engineering College	0 (0)	198 (100)	3 (1)	13 (7)	124 (65)
Govt. Medicine College	0 (0)	198 (100)	0 (0)	5 (3)	104 (45)
Private Medicine College	0 (0)	198 (100)	0 (0)	9 (5)	80 (48)
Govt. Management Institute	0 (0)	198 (100)	3 (1)	5 (3)	101 (44)
Private Management Institute	0 (0)	198 (100)	5 (2)	14 (7)	70 (43)
Govt. Polytechnic	0 (0)	198 (100)	1 (0)	7 (3)	120 (60)
Private Polytechnic	1 (3)	197 (97)	5 (2)	5 (3)	59 (28)
Govt. Vocational Training School/ITI	0 (0)	198 (100)	1 (0)	7 (3)	121 (63)
Private Vocational Training School/ITI	0 (0)	198 (100)	5 (2)	5 (3)	59 (28)
Govt. Non Formal Training Centre	0 (0)	198 (100)	3 (1)	5 (3)	101 (44)
Private Non Formal Training Centre	0 (0)	198 (100)	5 (2)	14 (7)	70 (43)
Govt. School For Disabled	0 (0)	198 (100)	3 (1)	5 (3)	102 (50)
Private School For Disabled	0 (0)	198 (100)	5 (2)	14 (7)	69 (38)
Government Others	0 (0)	198 (100)	0 (0)	0 (0)	0 (0)
Private Others	1 (6)	197 (94)	0 (0)	0 (0)	0 (0)

Note : Distance A : Less than 5 km; B : Between 5-10 km; C : 10+ km.; Source : Data Analysis is based on 2011 Census.

DISCLAIMER

The Terms of Use and Disclaimer of Datanet India Private Limited (hereinafter referred to as "Datanet") for use of this analysis report of **Mehkar Assembly Constituency (Mehkar Vidhan Sabha) :-**

1. **Assembly Factbook™** is a Registered Trade Mark owned by Datanet.
2. All the maps are sketched and graphical representation only and have not been drawn to the scale and also not to represent the actual geographical area or boundary of the unit.
3. The data for the aforesaid analysis is based on authentic sources and has been culled from the various publications of Census, CSO and NSSO for district and block level data, various central and state government departments, Central & State Elections Commissions and the concerned Returning Officers' releases, Electoral Rolls, Election results and allied publications, internal assessment, surveys, estimates and analysis. Therefore, certain adjustment of data at micro level may have been done to arrive closer to the macro data.
4. Data have been provided on an "As Is" and "As AVAILABLE" basis
5. The colours shown in the maps or diagram and charts of a particular party, alliance or AC are indicative and do not represent them.
6. This publication which includes maps, sheets, graphs and data would be the property under copyright of Datanet only. The user may use these for its internal study, analysis and research purposes. It's public display, re-selling or any commercial uses by the user are not allowed.
7. Datanet has taken due care and caution in compilation and processing of data and allied information, but does not guarantee the accuracy, adequacy or completeness of any information/analysis and will be not responsible for any errors or omissions or for the results obtained from the use of such information/analysis.
8. All the contents for the publication have been culled from various authentic sources and Datanet reasonably believes such sources to be reliable, but does not make any representations, express or implied as to the accuracy or fitness of use of such information. The information or contents of the information/analysis do not constitute advice and should not be relied upon in making (or refraining from making) any decision. Any reliance placed upon the information provided by Datanet is the sole responsibility and strictly at the user's risk.
9. In no event will Datanet be liable for any damages (including, without limitation, damages for loss of business projects, or loss of profits) arising in contract, tort or otherwise from the use of or inability to use any of its contents, or from any action taken (or refrained from being taken) as a result of using the analysis or any of its contents. Datanet its directors, owners, editors, officials, employees, distributor and agents or any associate will not be liable for any errors in the information contained or any consequences arising from the use of the contents of the provided information/analysis.
10. If any provision of these terms and conditions is held invalid or illegal or unenforceable for any reason by any court of competent jurisdiction, such provision shall be severed and the remainder of provisions of the terms and conditions shall continue in full force and effect as if the Term of Use had been executed with the invalid, illegal or unenforceable provision eliminated.
11. If there are any discrepancies in the information provided, please bring it to attention of Datanet for suitable rectification measures.

Buy Online This Complete Book At
Datanet India eBooks Store

www.indiastatpublications.com

or go directly at

[http://www.indiastatpublications.com/
Assembly_factbook/Maharashtra/Buldhana/ Mehkar](http://www.indiastatpublications.com/Assembly_factbook/Maharashtra/Buldhana/Mehkar)

 **indiastat**elections

ISBN - 978-93-86370-52-5



9 789386 370525