



Maharashtra

# Assembly Factbook™

Malegaon Central Assembly Constituency

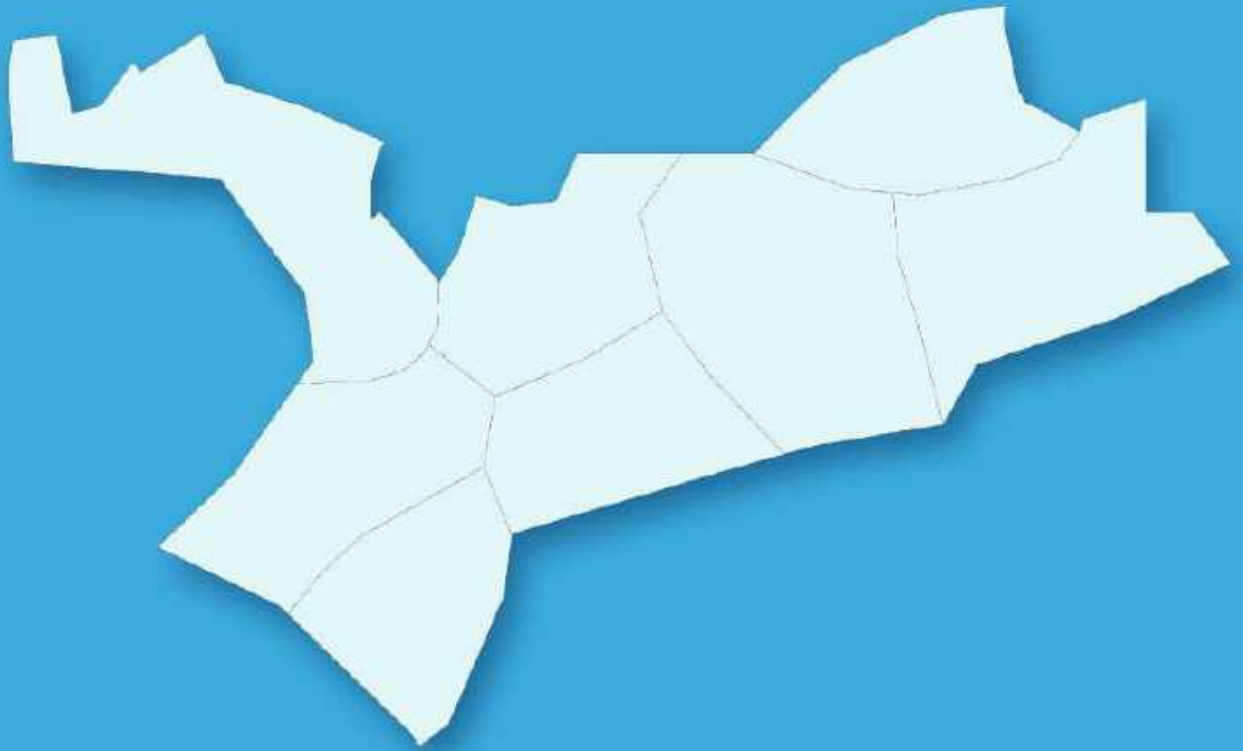


Key Electoral Data of Malegaon Central  
Assembly Constituency (Vidhan Sabha)

Maharashtra

**Assembly Factbook™**

Malegaon Central Assembly Constituency



Malegaon Central Vidhan Sabha

## **Editor & Director**

Dr. R.K. Thukral

## **Research Editor**

Dr. Shafeeq Rahman

## **Compiled, Researched and Published by Datanet India Pvt. Ltd.**

D-100, 1st Floor,

Okhla Industrial Area, Phase-I,  
New Delhi- 110020.

Ph.: 91-11- 43580781-84

Email : support@indiastatpublications.com

Website : www.indiastatelections.com

## **Online Book Store :**

www.indiastatpublications.com

**Report No. :** AFB/MH-114-0125

**ISBN :** 978-93-5293-317-4

**First Edition :** January, 2018

**Eighth Updated Edition :** January, 2025

**Price :** Rs. 11500/-

US\$ 310

**© Datanet India Pvt. Ltd.**

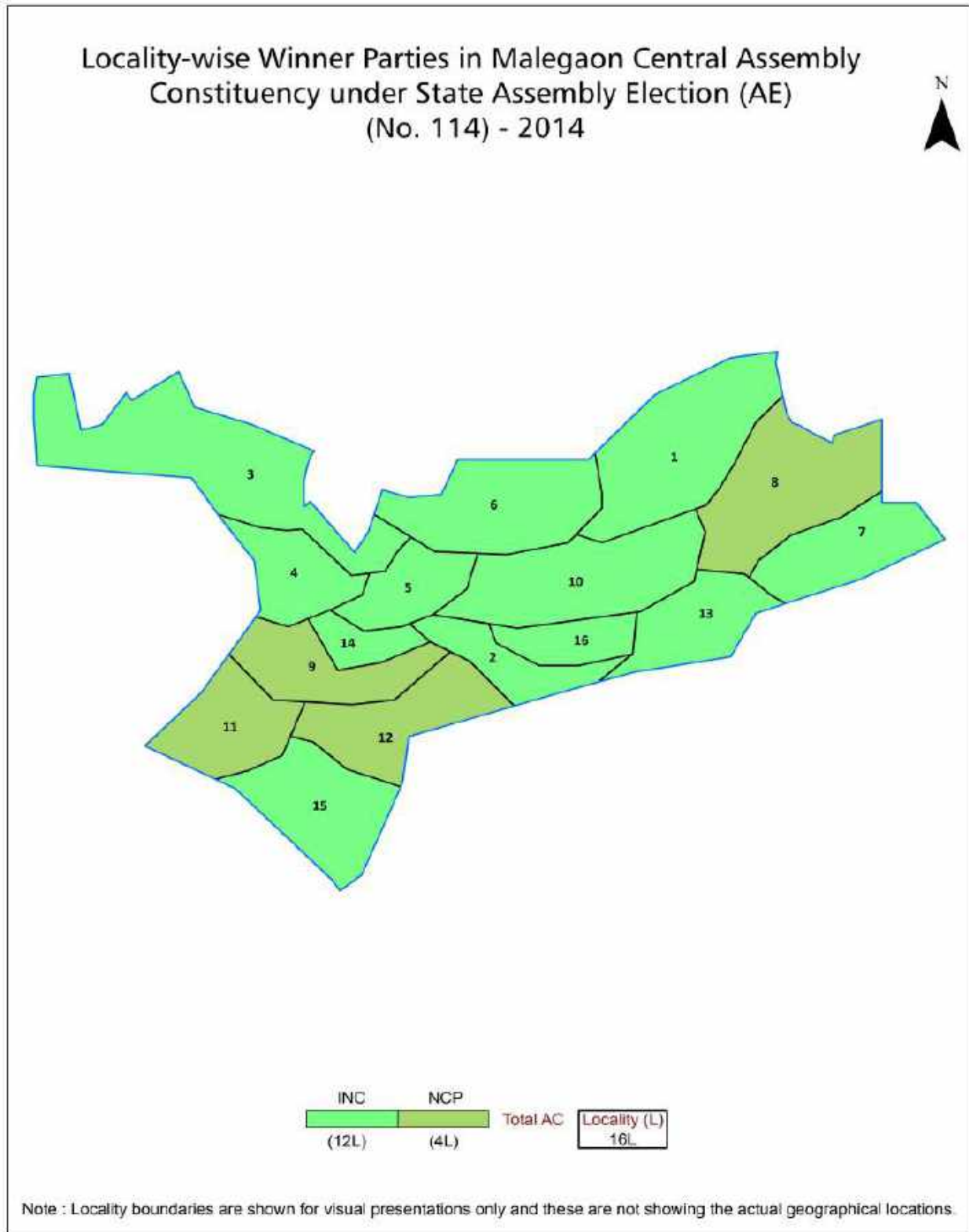
All rights reserved. No part of this book may be reproduced, stored in a retrieval system or transmitted in any form or by any means, mechanical photocopying, photographing, scanning, recording or otherwise without the prior written permission of the publisher. Please refer to Disclaimer at page no. 147 for the use of this publication.

Printed in India

# Contents

No.	Particulars	Page No.
	<b>Introduction</b>	
1	Assembly Constituency - (Vidhan Sabha) at a Glance   Features of Assembly as per Delimitation Commission of India (2008)	1-2
	<b>Location and Political Maps</b>	
2	Location Map   Boundaries of Assembly Constituency - (Vidhan Sabha in District   Boundaries of Assembly Constituency under Parliamentary Constituency - (Lok Sabha)   Locality-wise Winner Parties- 2024-PE, 2024-AE, 2019-PE, 2019-AE, 2014-PE, 2014-AE	3-10
	<b>Administrative Setup (2011)</b>	
3	District   Sub-district   Towns   Villages   Inhabited Villages   Uninhabited Villages   Village Panchayat   Intermediate Panchayat	11
	<b>Demographics (2011)</b>	
4	Population   Households   Rural/Urban Population   Sex Ratio (Total & 0-6 Years)   Religious Population   Social Population   Literacy Rate	12
	<b>Electoral Features</b>	
5	Important Dates of Last Elections Held   Electors by Gender   Service Electors   Voters   Voters Turnout   Polling Stations & Average Number of Electors per Polling Station   Electors by Age Group   Present Elected Representatives	13-18
	<b>Historical Summary Election Results</b>	
6	Vote Share of Major Parties   Winning Margin (Number & Percentage   Polarity of Parties   Summary Result of Assembly Segment of Parliamentary Elections 2024, 2019, 2014 and 2009   Summary Result of Assembly Elections 2024, 2019, 2014 and 2009	19-28
	<b>Polling Station Level Election Results</b>	
7	Name and Number of Polling Station 2024-PE, 2024-AE, 2019-PE, 2019-AE, 2014-PE, 2014-AE   Polling Station-wise Electors, Voters & Voters Turnout 2024-PE, 2024-AE, 2019-PE, 2019-AE, 2014-PE, 2014-AE   Polling Station wise Elections Results 2024-PE, 2024-AE, 2019-PE, 2019-AE, 2014-PE, 2014-AE	29-138
	<b>Share of Assembly Constituency</b>	
8	Share of Assembly Constituency - (Vidhan Sabha) in State, District and Parliamentary Constituency - (Lok Sabha)	139
9	<b>Abbreviation &amp; Sources</b>	142-143
10	<b>Disclaimer</b>	145

## Location & Political Map

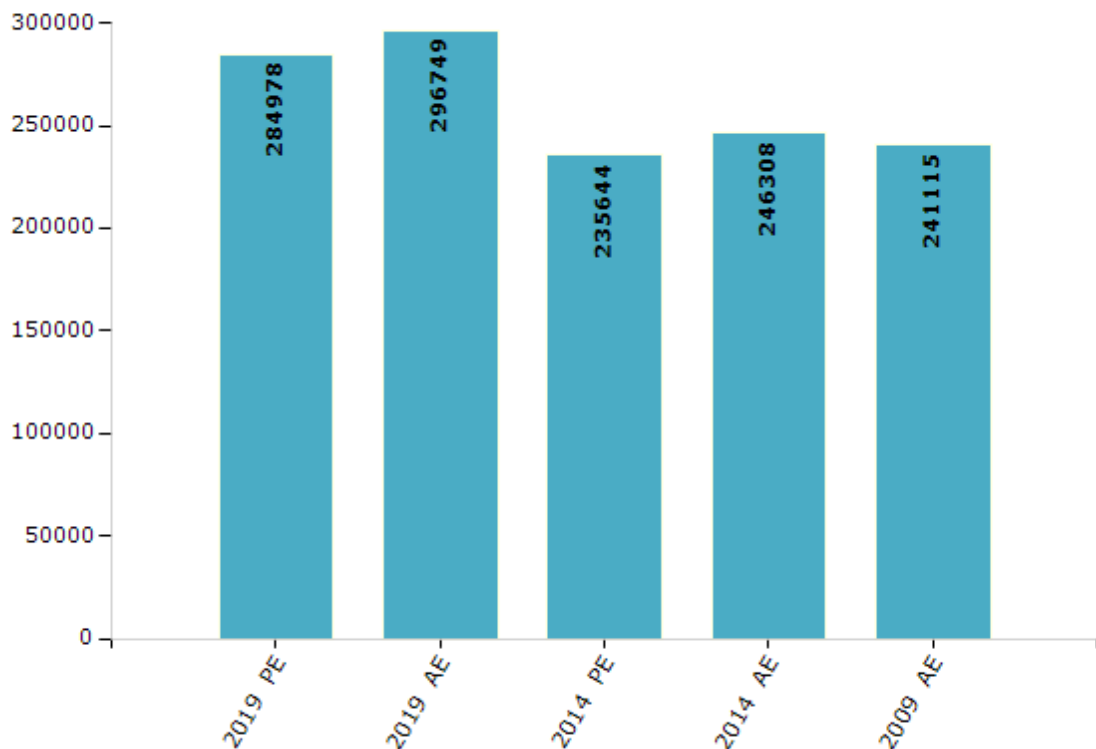


## Electoral Features

### Electors by Male & Female

Year	Male	Female	Others	Total	Year	Male	Female	Others	Total
2019 PE	148998	135977	3	284978	1999 AE	-	-	-	-
2019 AE	154950	141794	5	296749	1995 AE	-	-	-	-
2014 PE	123273	112371	0	235644	1990 AE	-	-	-	-
2014 AE	128911	117397	0	246308	1985 AE	-	-	-	-
2009 PE	-	-	-	-	1980 AE	-	-	-	-
2009 AE	124100	117015	-	241115	1978 AE	-	-	-	-
2004 PE	-	-	-	-	1972 AE	-	-	-	-
2004 AE	-	-	-	-	1967 AE	-	-	-	-
1999 PE	-	-	-	-	1962 AE	-	-	-	-

Number of Electors



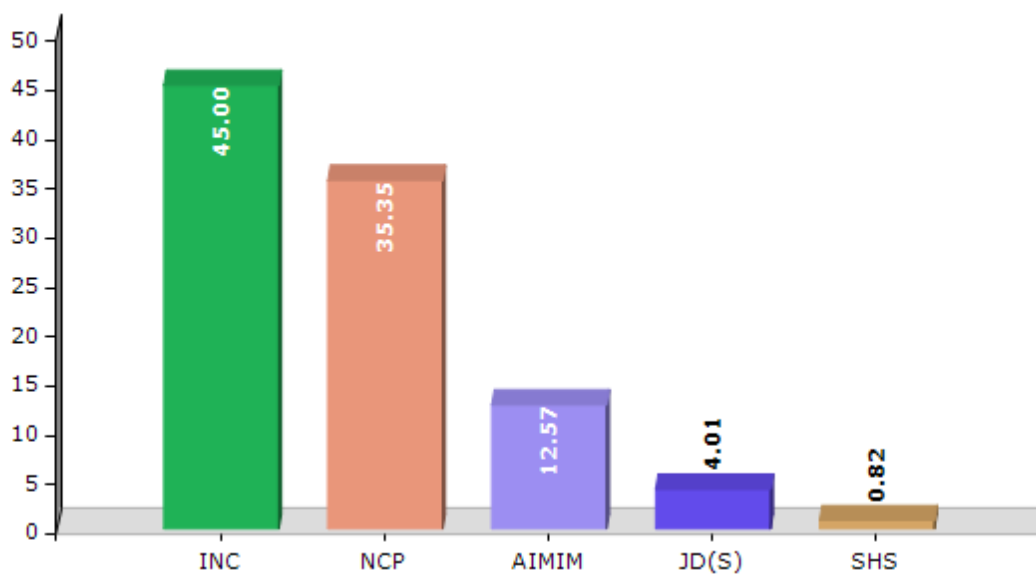
Note : AE : Assembly Election, PE : Assembly Segment of Parliamentary Election

## Historical Summary Election Results

### Summary Result of Assembly Election - 2014

Candidate Name	Party	Votes	Votes %
Shaikh Aasif Shaikh Rashid	INC	75326	45
Mufti Moh. Ismile Kasmi	NCP	59175	35.35
A. Malik Mo. Yunus	AIMIM	21050	12.57
Buland Iqbal Nihal Ah.	JD(S)	6721	4.01
Sajid Akhtar Etejajuddin	SHS	1375	0.82
Rajesh Mangu More	BSP	703	0.42
Moh. Ismile Jumman	IND	654	0.39
Ayaz Ahemad Mohammad Sultan	IND	303	0.18
Sayyad Salim Sayyad Aleem	IND	268	0.16
Aarif Bilal	IND	238	0.14
Khan Hameed Kasam	BMSM	210	0.13
Abdul Wahid Moh. Sharif	IND	127	0.08
	NOTA	1259	0.75

Votes Percentage of Top Parties - 2014





## Polling Station Level Election Results

### Number and Name of Polling Stations (PS) (2019 AE)

Number of Polling Stations	Name of Polling Stations	Number of Polling Stations	Name of Polling Stations
1	M.N.C. Urdu School No.72.Ayesha Nagar North South	14A	M.N.C. Urdu School No11. Ayesha Nagar East West No
1A	M.N.C. Urdu School No.72.Ayesha Nagar North South	15	M.N.C. Urdu School No11. Ayesha Nagar East West so
2	M.N.C. Urdu School No.72.Ayesha Nagar North South	16	Nishant Girls English School Shaban Nagar S.N. 62
2A	M.N.C. Urdu School No.72.Ayesha Nagar North South	17	Hakim Haji Ishak Naga Pre. Primary School, Usman H
3	M.N.C. Urdu School No26.Ayesha Nagar East West Sou	17A	Hakim Haji Ishak Naga Pre. Primary School, Usman H
3A	M.N.C. Urdu School No26.Ayesha Nagar East West Sou	18	Shaikh Usman High School East West South Facing B
4	(Taj Malik) M.N.C. Urdu School No89.Ayesha Nagar E	18A	Shaikh Usman High School East West South Facing B
4A	(Taj Malik) M.N.C. Urdu School No89.Ayesha Nagar E	19	Nishant Girls English School Shaban Nagar S.N. 62
5	M.N.C. Urdu School No 26 . Ayesha Nagar East West	19A	Nishant Girls English School Shaban Nagar S.N. 62
5A	M.N.C. Urdu School No 26 . Ayesha Nagar East West	20	Nishant Girls English School Shaban Nagar S.N. 62
6	M.N.C. Urdu School No 26 . Ayesha Nagar East West	20A	Nishant Girls English School Shaban Nagar S.N. 62
7	M.N.C. Urdu School No.72.Ayesha Nagar East West so	21	Nishant Girls English School Shaban Nagar S.N. 62
8	M.N.C. Urdu School No 72. Ayesha Nagar East West	22	Nishant Girls English School Shaban Nagar S.N. 62
9	M.N.C. Urdu School No72.Ayesha Nagar East West Sou	23	M.N.C. Urdu School No 11 . Ayesha Nagar East West
10	M.N.C. Urdu School No 89 . Ayesha Nagar East West	24	M.N.C. Urdu School No 11 . Ayesha Nagar East West
10A	M.N.C. Urdu School No 89 . Ayesha Nagar East West	24A	M.N.C. Urdu School No 11 . Ayesha Nagar East West
11	M.N.C. Urdu School No 89 . Ayesha Nagar East West	25	Nishant Girls English School Shaban Nagar S.N. 62
11A	M.N.C. Urdu School No 89 . Ayesha Nagar East West	25A	Nishant Girls English School Shaban Nagar S.N. 62
12	M.N.C. Urdu School No89.Ayesha Nagar East West Nor	26	Nishant Girls English School Shaban Nagar S.N. 62
13	M.N.C. Urdu School No89.Ayesha Nagar East West Nor	26A	Nishant Girls English School Shaban Nagar S.N. 62
14	M.N.C. Urdu School No11. Ayesha Nagar East West No	27	M.N.C. School No.27/31 Hinglaj Nagar East West Bu

Contd....



**Polling Station Level Election Results**

**Polling Station-wise Votes Secured by Overall Top Five Parties in Malegaon Central Assembly in Assembly Election (AE) under Dhule Parliamentary Constituency in Maharashtra (2019)**

Number of Polling Station	Winner - Mohammed Ismail Abdul Khalique (AIMIM)	Runner-up - Aasif Shaikh Rasheed (INC)	3rd - Dipali Vivek Warule (BJP)	4th - Sayyed Saleem Sayyed Aleem Urf Pasu Bhai (IND)	5th - Abdul Khalik Gulam Mohammad (IND)	NOTA	Other	Total Votes Secured
24	401	181	5	1	1	4	2	595
24A	342	114	1	0	0	1	0	458
25	410	210	3	1	1	6	2	633
25A	468	258	2	1	2	5	1	737
26	390	188	2	2	1	3	2	588
26A	323	168	2	0	0	0	2	495
27	83	353	16	1	3	4	19	479
27A	66	277	6	0	0	6	6	361
28	107	321	37	4	3	9	13	494
29	154	274	11	2	1	8	8	458
29A	130	247	9	1	1	1	7	396
30	434	325	18	2	1	10	3	793
31	317	446	39	3	1	16	9	831
32	286	373	34	1	0	3	3	700
33	257	242	0	0	1	2	2	504
34	304	473	6	0	1	2	2	788
35	217	689	7	0	2	5	2	922
36	201	219	3	0	0	2	0	425
37	147	399	5	1	1	3	1	557
37A	187	356	3	1	1	4	3	555
38	234	693	4	1	1	6	6	945
39	204	664	6	1	0	7	5	887
40	604	333	4	2	4	7	8	962
41	314	270	2	0	0	2	3	591
42	306	192	1	2	0	2	1	504
43	487	312	1	1	1	2	5	809
44	205	330	8	1	1	3	2	550
45	385	165	4	2	0	0	4	560
46	475	171	5	4	1	3	6	665
47	414	274	1	0	3	7	5	704
48	338	271	0	0	1	2	7	619
49	134	647	4	3	1	10	2	801
50	169	517	5	2	0	8	4	705
51	346	505	3	1	0	1	3	859
52	196	455	0	0	0	5	0	656

Contd....

**Polling Station Level Election Results**

**Winner, Runner-up and 3rd Party Position & Winning Margin According to Polling Stations in Malegaon Central Assembly in Assembly Election (AE) under Dhule Parliamentary Constituency in Maharashtra (2019)**

Polling Station Number	Winner Party	Winner Votes (%)	Runner-up Party	Runner-up Votes (%)	Winning Margin Votes (%)	Third Party	Third Party Votes (%)	Other Votes (%)
53	INC	505 (63.68)	AIMIM	270 (34.05)	235 (29.63)	IND (AKGM)	4 (0.5)	14 (1.77)
54	INC	452 (49.02)	AIMIM	446 (48.37)	6 (0.65)	IND (RBBW)	8 (0.87)	16 (1.74)
55	INC	383 (49.87)	AIMIM	371 (48.31)	12 (1.56)	IND (RBBW)	7 (0.91)	7 (0.91)
56	AIMIM	339 (49.78)	INC	332 (48.75)	7 (1.03)	BJP	3 (0.44)	7 (1.03)
57	AIMIM	396 (49.25)	INC	393 (48.88)	3 (0.37)	BJP	4 (0.5)	11 (1.37)
58	AIMIM	388 (62.28)	INC	222 (35.63)	166 (26.65)	IND (SSSA)	5 (0.8)	8 (1.28)
58A	AIMIM	585 (71.78)	INC	217 (26.63)	368 (45.15)	BJP	3 (0.37)	10 (1.23)
59	AIMIM	572 (75.46)	INC	177 (23.35)	395 (52.11)	IND (MKMLA)	2 (0.26)	7 (0.92)
59A	AIMIM	454 (69.42)	INC	194 (29.66)	260 (39.76)	IND (SSSA)	3 (0.46)	3 (0.46)
60	AIMIM	331 (78.44)	INC	85 (20.14)	246 (58.3)	BJP	2 (0.47)	4 (0.95)
60A	AIMIM	468 (83.87)	INC	79 (14.16)	389 (69.71)	BJP	3 (0.54)	8 (1.43)
61	AIMIM	652 (74.68)	INC	205 (23.48)	447 (51.2)	BJP	6 (0.69)	10 (1.15)
62	AIMIM	576 (76.6)	INC	166 (22.07)	410 (54.53)	IND (SSSA)	2 (0.27)	8 (1.06)
62A	AIMIM	385 (79.55)	INC	88 (18.18)	297 (61.37)	IND (AKGM)	4 (0.83)	7 (1.45)
63	AIMIM	408 (77.57)	INC	105 (19.96)	303 (57.61)	IND (AKGM)	2 (0.38)	11 (2.09)
63A	AIMIM	391 (79.15)	INC	89 (18.02)	302 (61.13)	IND (SSSA)	4 (0.81)	10 (2.02)
64	AIMIM	765 (80.7)	INC	165 (17.41)	600 (63.29)	BJP	3 (0.32)	15 (1.58)
65	AIMIM	650 (71.19)	INC	239 (26.18)	411 (45.01)	IND (SSSA)	6 (0.66)	18 (1.97)
66	AIMIM	377 (73.2)	INC	116 (22.52)	261 (50.68)	IND (SSSA)	4 (0.78)	18 (3.5)
67	AIMIM	749 (79.94)	INC	172 (18.36)	577 (61.58)	IND (SSSA)	4 (0.43)	12 (1.28)
68	AIMIM	313 (52.52)	INC	265 (44.46)	48 (8.06)	IND (SSSA)	3 (0.5)	15 (2.52)
68A	AIMIM	386 (76.44)	INC	109 (21.58)	277 (54.86)	IND (AKGM)	3 (0.59)	7 (1.39)
69	AIMIM	773 (77.38)	INC	181 (18.12)	592 (59.26)	IND (AW)	14 (1.4)	31 (3.1)
70	AIMIM	781 (75.61)	INC	243 (23.52)	538 (52.09)	BJP	3 (0.29)	6 (0.58)
71	AIMIM	417 (71.9)	INC	154 (26.55)	263 (45.35)	BJP	2 (0.34)	7 (1.21)
71A	AIMIM	373 (72.29)	INC	135 (26.16)	238 (46.13)	BJP	2 (0.39)	6 (1.16)
72	AIMIM	487 (73.01)	INC	169 (25.34)	318 (47.67)	IND (SSSA)	3 (0.45)	8 (1.2)
72A	AIMIM	366 (76.89)	INC	100 (21.01)	266 (55.88)	BJP	2 (0.42)	8 (1.68)
73	AIMIM	507 (54.4)	INC	383 (41.09)	124 (13.31)	BJP	9 (0.97)	33 (3.54)
74	AIMIM	428 (58.63)	INC	285 (39.04)	143 (19.59)	BJP	6 (0.82)	11 (1.51)
75	AIMIM	183 (63.54)	INC	102 (35.42)	81 (28.12)	IND (RBBW)	2 (0.69)	1 (0.35)
76	AIMIM	674 (79.76)	INC	164 (19.41)	510 (60.35)	IND (SSSA)	3 (0.36)	4 (0.47)
77	AIMIM	422 (53.62)	INC	346 (43.96)	76 (9.66)	IND (RBBW)	5 (0.64)	14 (1.78)
77A	INC	207 (53.77)	AIMIM	177 (45.97)	30 (7.8)	BJP	1 (0.26)	0 (0)
78	AIMIM	357 (62.2)	INC	211 (36.76)	146 (25.44)	IND (RBK)	2 (0.35)	4 (0.7)

Contd....

## DISCLAIMER

The Terms of Use and Disclaimer of Datanet India Private Limited (hereinafter referred to as "Datanet") for use of this analysis report of **Malegaon Central Assembly Constituency (Malegaon Central Vidhan Sabha)** :-

1. **Assembly Factbook™** is a Registered Trade Mark owned by Datanet.
2. All the maps are sketched and graphical representation only and have not been drawn to the scale and also not to represent the actual geographical area or boundary of the unit.
3. The data for the aforesaid analysis is based on authentic sources and has been culled from the various publications of Census, CSO and NSSO for district and block level data, various central and state government departments, Central & State Elections Commissions and the concerned Returning Officers' releases, Electoral Rolls, Election results and allied publications, internal assessment, surveys, estimates and analysis. Therefore, certain adjustment of data at micro level may have been done to arrive closer to the macro data.
4. Data have been provided on an "As Is" and "As AVAILABLE" basis
5. The colours shown in the maps or diagram and charts of a particular party, alliance or AC are indicative and do not represent them.
6. This publication which includes maps, sheets, graphs and data would be the property under copyright of Datanet only. The user may use these for its internal study, analysis and research purposes. It's public display, re-selling or any commercial uses by the user are not allowed.
7. Datanet has taken due care and caution in compilation and processing of data and allied information, but does not guarantee the accuracy, adequacy or completeness of any information/analysis and will be not responsible for any errors or omissions or for the results obtained from the use of such information/analysis.
8. All the contents for the publication have been culled from various authentic sources and Datanet reasonably believes such sources to be reliable, but does not make any representations, express or implied as to the accuracy or fitness of use of such information. The information or contents of the information/analysis do not constitute advice and should not be relied upon in making (or refraining from making) any decision. Any reliance placed upon the information provided by Datanet is the sole responsibility and strictly at the user's risk.
9. In no event will Datanet be liable for any damages (including, without limitation, damages for loss of business projects, or loss of profits) arising in contract, tort or otherwise from the use of or inability to use any of its contents, or from any action taken (or refrained from being taken) as a result of using the analysis or any of its contents. Datanet its directors, owners, editors, officials, employees, distributor and agents or any associate will not be liable for any errors in the information contained or any consequences arising from the use of the contents of the provided information/analysis.
10. If any provision of these terms and conditions is held invalid or illegal or unenforceable for any reason by any court of competent jurisdiction, such provision shall be severed and the remainder of provisions of the terms and conditions shall continue in full force and effect as if the Term of Use had been executed with the invalid, illegal or unenforceable provision eliminated.
11. If there are any discrepancies in the information provided, please bring it to attention of Datanet for suitable rectification measures.

**Buy Online This Complete Book At  
Datanet India eBooks Store**

[www.indiastatpublications.com](http://www.indiastatpublications.com)

or go directly at

[http://www.indiastatpublications.com/  
Assembly\\_factbook/Maharashtra/Dhule/ Malegaon\\_Central](http://www.indiastatpublications.com/Assembly_factbook/Maharashtra/Dhule/Malegaon_Central)



**i** **india**stat**elections**

ISBN - 978-93-5293-317-4

