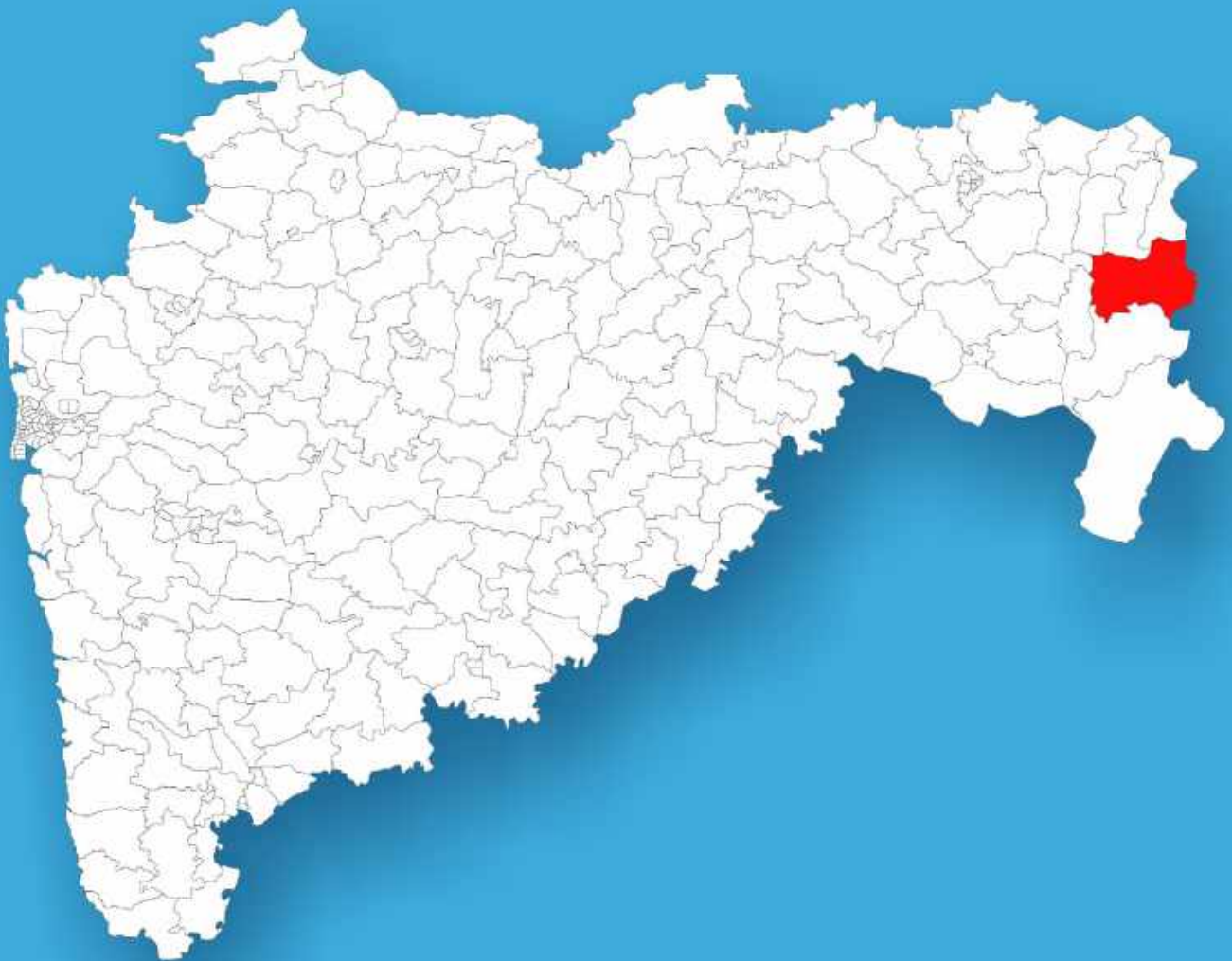




Maharashtra

Assembly Factbook™

Armori Assembly Constituency



Key Electoral Data of Armori
Assembly Constituency (Vidhan Sabha)

Maharashtra

Assembly Factbook™

Armori Assembly Constituency



Armori Vidhan Sabha

Editor & Director

Dr. R.K. Thukral

Research Editor

Dr. Shafeeq Rahman

Compiled, Researched and Published by Datanet India Pvt. Ltd.

D-100, 1st Floor,

Okhla Industrial Area, Phase-I,

New Delhi- 110020.

Ph.: 91-11- 43580781-84

Email : support@indiastatpublications.com

Website : www.indiastatelections.com

Online Book Store :

www.indiastatpublications.com

Report No. : AFB/MH-067-0125

ISBN : 978-93-6174-369-6

First Edition : January, 2018

Eighth Updated Edition : January, 2025

Price : Rs.11500/-

US\$ 310

© Datanet India Pvt. Ltd.

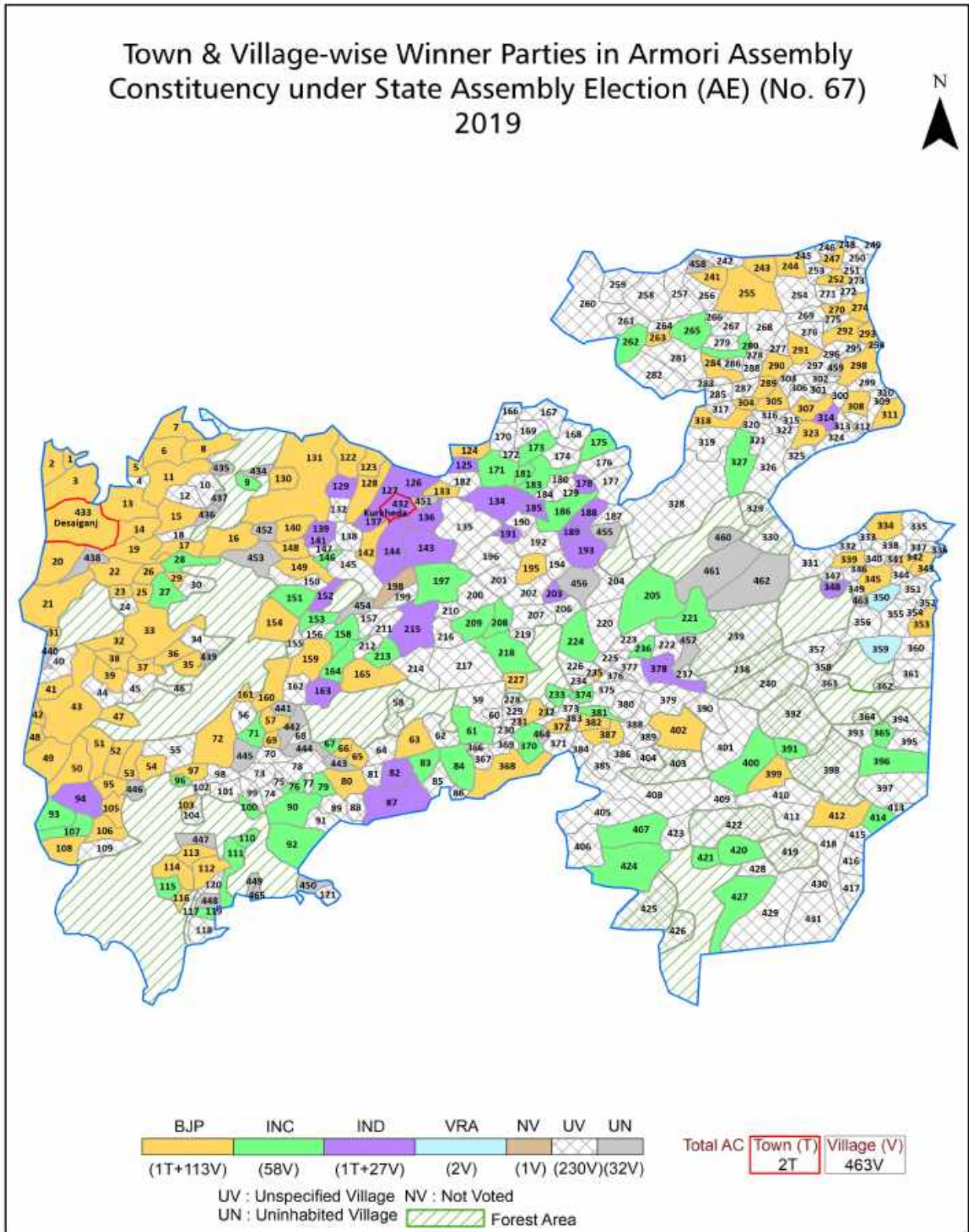
All rights reserved. No part of this book may be reproduced, stored in a retrieval system or transmitted in any form or by any means, mechanical photocopying, photographing, scanning, recording or otherwise without the prior written permission of the publisher. Please refer to Disclaimer at page no. 201 for the use of this publication.

Printed in India

Contents

No.	Particulars	Page No.
	Introduction	
1	Assembly Constituency - (Vidhan Sabha) at a Glance Features of Assembly as per Delimitation Commission of India (2008)	1-2
	Location and Political Maps	
2	Location Map Boundaries of Assembly Constituency - (Vidhan Sabha) in District Boundaries of Assembly Constituency under Parliamentary Constituency - (Lok Sabha) Town & Village-wise Winner Parties- 2024-PE, 2024-AE, 2019-PE, 2019-AE, 2014-PE, 2014-AE and 2009-PE	3-10
	Administrative Setup (2011)	
3	District Sub-district Towns Villages Inhabited Villages Uninhabited Villages Village Panchayat Intermediate Panchayat	11-32
	Demographics (2011)	
4	Population Households Rural/Urban Population Towns and Villages by Population Size Sex Ratio (Total & 0-6 Years) Religious Population Social Population Literacy Rate	33-34
	Electoral Features	
5	Important Dates of Last Elections Held Electors by Gender Service Electors Voters Voters Turnout Polling Stations & Average Number of Electors per Polling Station Electors by Age Group Present Elected Representatives	35-40
	Historical Summary Election Results	
6	Vote Share of Major Parties Winning Margin (Number & Percentage) Polarity of Parties Summary Result of Assembly Segment of Parliamentary Elections 2024, 2019, 2014, 2009, 2004 and 1999 Summary Result of Assembly Elections 2024, 2019, 2014, 2009, 2004, 1999, 1995, 1990, 1985, 1980, 1978, 1972, 1967 and 1962	41-62
	Polling Station Level Election Results	
7	Name and Number of Polling Station 2024-PE, 2024-AE, 2019-PE, 2019-AE, 2014-PE, 2014-AE and 2009-PE Polling Station-wise Electors, Voters & Voters Turnout 2024-PE, 2024-AE, 2019-PE, 2019-AE, 2014-PE, 2014-AE and 2009-PE Polling Station wise Elections Results 2024-PE, 2024-AE, 2019-PE, 2019-AE, 2014-PE, 2014-AE and 2009-PE	63-179
	Share of Assembly Constituency	
8	Share of Assembly Constituency - (Vidhan Sabha) in State, District and Parliamentary Constituency - (Lok Sabha)	180
	Socio-Economic Amenities (2011)	
9	Access to Administrative Units Agricultural, Manufacturing and Industrial Commodities Demographic Indicators Education Health & Manpower Drinking Water Supply Sanitation Entertainment and Recreations Infrastructure Power Food Allocation Distribution and Marketing of Agriculture Commodities Infrastructure Transport and Road Infrastructure Communication Banking and Financial Services Land Use Irrigation Source	182-196
10	Abbreviation & Sources	198-199
11	Disclaimer	201

Location & Political Map



Administrative Setup

List of Village Panchayat & Intermediate Panchayat (Block) Name - 2011

Village Name	Village Panchayat Name	Intermediate Panchayat Name
Akapur Chak	Kitadi	Armori
Allitola	Allitola	Korchi
Alondi	Pitsur	Korchi
Ambekhari	Navezari	Korchi
Ambekhari	Temni	Korchi
Ambezari	Andhali	Kurkheda
Ambezari	Darachi	Dhanora
Amgaon	Amgaon	Desaiganj (Vadasa)
Ampayli	Murumgaon	Dhanora
Andhali	Andhali	Kurkheda
Andhali	Andhali	Kurkheda
Angara	Angara	Kurkheda
Anjantola	Wadwgaon	Kurkheda
Antargaon	Antargaon	Kurkheda
Antargaon	Kosami No 2	Korchi
Arattondi	Arattondi	Desaiganj (Vadasa)
Arattondi	Arattondi	Kurkheda
Armori	Armori	Armori
Armurakasa	Armurakasa	Korchi
Arsoda	Arsoda	Armori
Ashta	Kasavi	Armori
Aswalhudki	Aswalhudki	Korchi
Badimade	Mosami	Korchi
Bamhani	Palasgad	Kurkheda
Bandhgaon	Bandhgaon	Kurkheda
Bandhona	Muska	Dhanora
Bandhur	Kulbhatti	Dhanora
Batmarhan	Darachi	Dhanora
Bedgaon	Bedgaon	Korchi

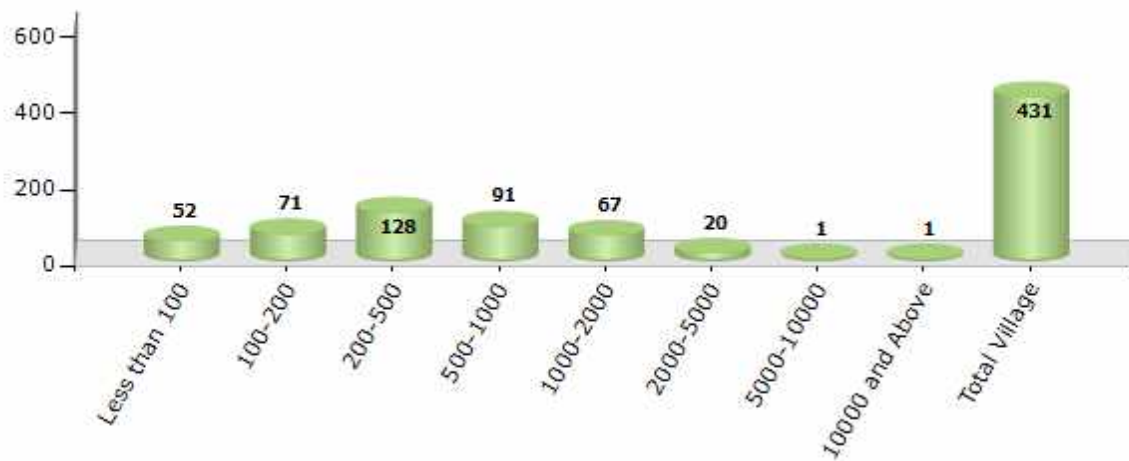
Contd....

Demographics

Number of Villages by Population Size - 2011

Less than 100	100-200	200-500	500-1000	1000-2000	2000-5000	5000-10000	10000 and Above	Total Village
52	71	128	91	67	20	1	1	431

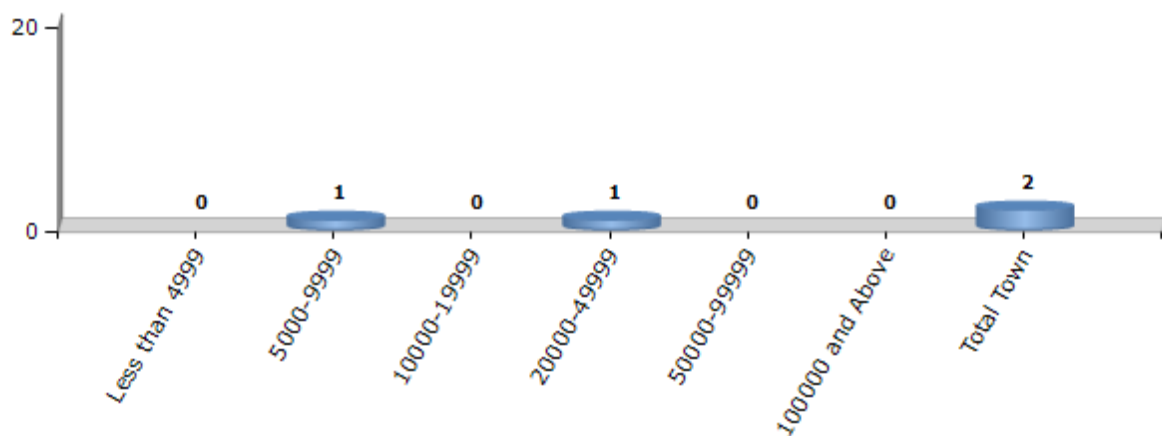
Number of Villages by Population Size - 2011



Number of Towns by Population Size - 2011

Less than 4999	5000-9999	10000-19999	20000-49999	50000-99999	100000 and Above	Total Town
0	1	0	1	0	0	2

Number of Towns by Population Size - 2011

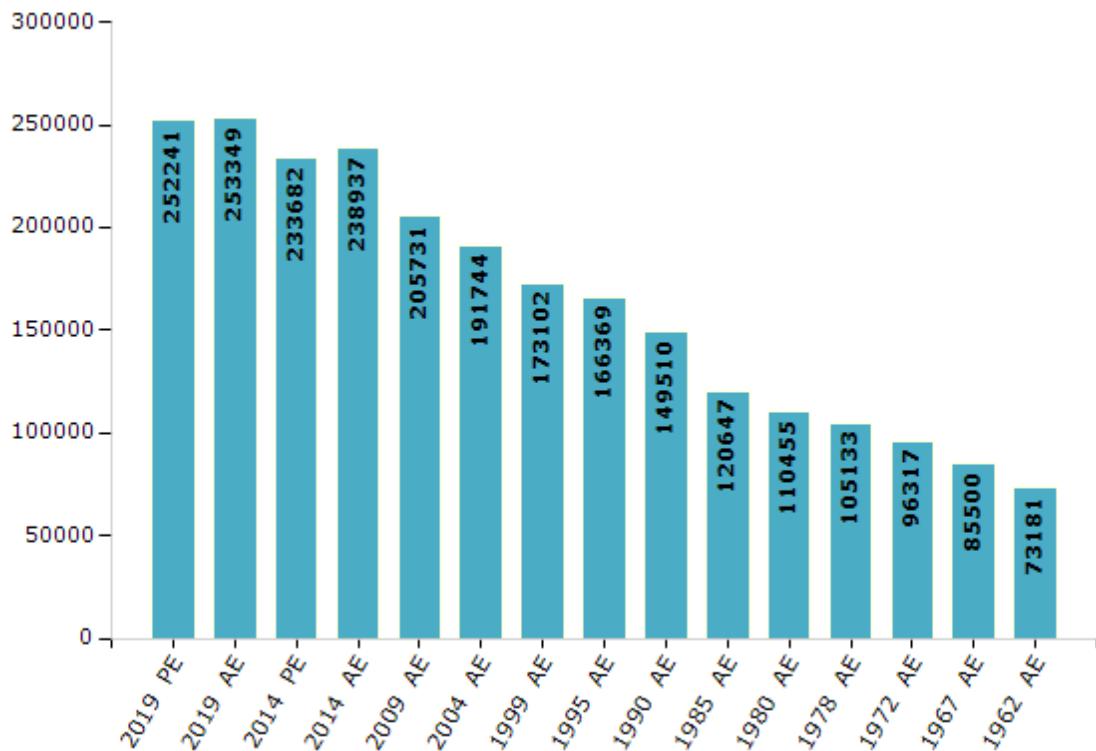


Electoral Features

Electors by Male & Female

Year	Male	Female	Others	Total	Year	Male	Female	Others	Total
2019 PE	127585	124656	0	252241	1999 AE	88698	84404	-	173102
2019 AE	127990	125359	0	253349	1995 AE	83955	82414	-	166369
2014 PE	120168	113514	0	233682	1990 AE	75578	73932	-	149510
2014 AE	122386	116551	0	238937	1985 AE	61698	58949	-	120647
2009 PE	-	-	-	-	1980 AE	54490	55965	-	110455
2009 AE	105352	100379	-	205731	1978 AE	51965	53168	-	105133
2004 PE	-	-	-	-	1972 AE	47275	49042	-	96317
2004 AE	98328	93416	-	191744	1967 AE	-	-	-	85500
1999 PE	-	-	-	-	1962 AE	-	-	-	73181

Number of Electors



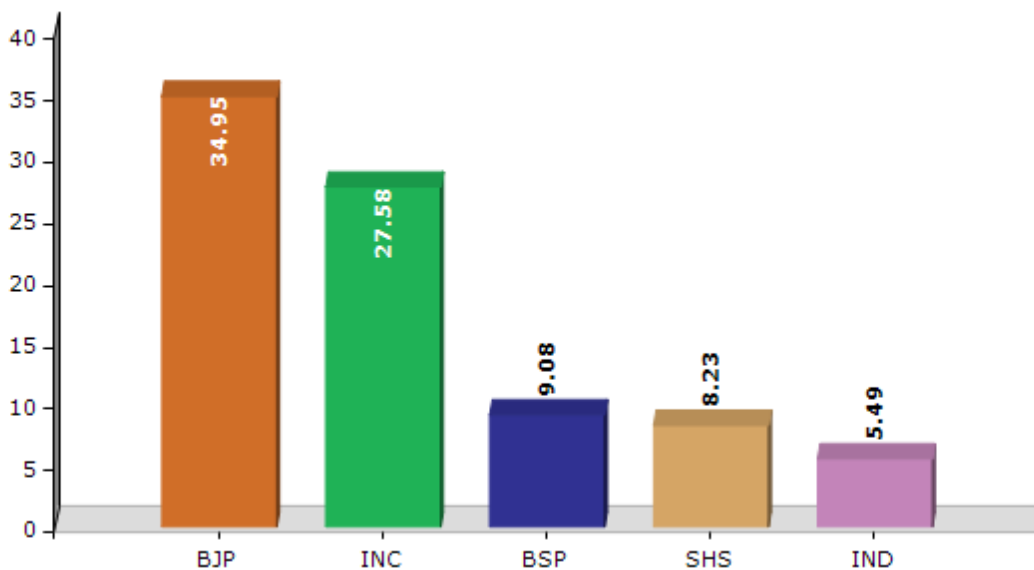
Note : AE : Assembly Election, PE : Assembly Segment of Parliamentary Election

Historical Summary Election Results

Summary Result of Assembly Election - 2014

Candidate Name	Party	Votes	Votes %
Krushna Damaji Gajbe	BJP	60413	34.95
Anandrao Gagaram Gedam	INC	47680	27.58
Komal Ravi Barsagde (Tadam)	BSP	15697	9.08
Madavi Ramkrushna Hariji	SHS	14224	8.23
Chandel Jayendrasingh Bajrangsingh	IND	9490	5.49
Nandubhau Narote	IND	8090	4.68
Hiralal Govinda Yerame	CPI	5641	3.26
Narayan Wati	NCP	2170	1.26
Chandrakant Todase	BMUP	1273	0.74
Madavi Maneshwar Maroti	IND	1264	0.73
Adv. Pratapshah Dajiba Madawi	IND	1091	0.63
Advocate Atul Shriram Gadmade	IND	674	0.39
Kokode Ashok Motiram	IND	605	0.35
Jambhule Narayan Dinbaji	AIFB	384	0.22
	NOTA	4162	2.41

Votes Percentage of Top Parties - 2014



Polling Station Level Election Results

Number and Name of Polling Stations (PS) (2019 AE)

Number of Polling Stations	Name of Polling Stations	Number of Polling Stations	Name of Polling Stations
1	Z.P. High Pra. Shala Savangi (navin Imarat)	22	Z.P. Prathamik Shala Khedegav
2	Z.P. Kanya Pra. Shala Savangi	23	Z.P. Uchch Pra. Shala Guranoli
3	Z.P. High Pra. Shala Gandhinagar	24	Z.P. Uchch Pra. Shala Chikhali
4	Anganavadi Amaganv Kholi Kran. 2	25	Z.P. Uchch Pra. Shala Chikhali
5	Z.P. Kendra Uchch Pra. Shala Amagav Kholi Kr. 2	26	Z.P. Uchch Pra. Shala Vadegav Kho. Kr. 1
6	Gram Panchayat Karyalay Amagav	27	Z.P. Uchch Pra. Shala Vadegav Kho. Kr. 2
7	Z.P. Kendra Uchch Pra. Shala Amagav Kholi Kr. 3	28	Z.P. Prathamik Shala Anjanatola
8	Z.P. Varishth Pra. Shala Chop Kho. Kr. 1	29	Z.P. Uchch Pra. Shala Nanhi
9	Z.P. Varishth Pra. Shala Chop Kho. Kr. 2	30	Z.P. Prathamik Shala Dhamadatola
10	Z.P. Varishth Pra. Shala Chop Kho. Kr. 2	31	Z.P. Uchch Shreni Pra. Kanya Shala Kurakheda Kho.
11	Z.P. Prathamik Shala Akalapur	32	Z.P. Uchch Shreni Pra. Kanya Shala Kurakheda Kho.
12	Z.P. Uchch Shreni Pra. Shala Koregav Juni Imarat K	33	Z.P. Uchch Shreni Pra. Kendra Shala Kurakheda Kho.
13	Z.P. Uchch Shreni Pra. Shala Koregav Juni Imarat K	34	Z.P. Uchch Shreni Pra. Kendra Shala Kurakheda Kho.
14	Z.P. Uchch Shreni Pra. Shala Koregav Navin Imarat	35	Z.P. Prathamik Shala Jambhulakheda
15	Z.P. Uchch Shreni Pra. Shala Koregav Navin Imarat	36	Z.P. Prathamik Shala Yerandi
16	Z.P. Pra. Shala Ravanavadi Navin Imarat	37	Z.P. Prathamik Shala Talegav
17	Z.P. Varishth Pra. Shala Bodadha (ga) Kho. Kr. 1	38	Z.P. Prathamik Shala Talegav
18	Z.P. Varishth Pra. Shala Bodadha (ga) Kho. Kr. 2	39	Z.P. Prathamik Shala Mohagav (vakadi)
19	Z.P. Prathamik Shala Kasari Tu.	40	Z.P. Prathamik Shala Palasagad
20	Z.P. Kendra Pra. Shala Gevardha Kho. Kr. 1	41	Z.P. Prathamik Shala Dhanori
21	Z.P. Kendra Pra. Shala Gevardha Kho. Kr. 2	42	Z.P. Prathamik Shala Charabhatati

Contd....

Polling Station Level Election Results

Polling Station-wise Votes Secured by Overall Top Five Parties in Armori Assembly in Assembly Election (AE) under Gadchiroli-Chimur Parliamentary Constituency in Maharashtra (2019)

Number of Polling Station	Winner - Gajbe Krushna Damaji (BJP)	Runner-up - Anandrao Gangaram Gedam (INC)	3rd - Chandel Surendrasingh Bajarangsinh (IND)	4th - Ramesh Lalsay Korcha (VBA)	5th - Balkrushna Shriram Sadmake (BSP)	NOTA	Other	Total Votes Secured
36	102	138	175	38	14	8	15	490
37	117	132	240	112	37	13	23	674
38	111	126	144	2	1	4	12	400
39	183	137	151	46	17	1	15	550
40	174	348	179	34	18	18	24	795
41	265	193	174	9	4	12	31	688
42	204	396	40	14	8	15	35	712
43	106	124	8	24	7	43	125	437
44	141	58	4	9	6	14	66	298
45	134	148	10	17	2	23	93	427
46	262	182	29	54	25	15	66	633
47	132	69	49	3	2	6	18	279
48	3	0	0	0	0	0	0	3
49	315	268	68	23	21	27	106	828
50	199	177	6	15	9	13	41	460
51	334	234	16	9	11	24	52	680
52	477	158	17	10	6	13	73	754
53	270	128	9	57	7	13	67	551
54	295	170	13	14	10	10	42	554
55	405	216	50	5	8	19	42	745
56	262	83	8	6	1	13	38	411
57	438	175	33	48	23	18	61	796
58	286	138	79	28	29	12	74	646
59	226	197	45	46	26	35	161	736
60	151	35	152	22	50	15	58	483
61	193	50	9	5	2	14	29	302
62	472	165	24	70	5	19	68	823
63	166	69	5	27	12	6	30	315
64	200	173	6	46	4	23	46	498
65	114	157	18	110	14	18	70	501
66	356	131	50	155	7	41	61	801
67	413	385	56	98	5	22	51	1030
68	339	233	64	36	13	12	61	758
69	208	84	9	13	1	11	20	346
70	309	212	106	25	8	21	45	726

Contd....

Polling Station Level Election Results

Winner, Runner-up and 3rd Party Position & Winning Margin According to Polling Stations in Armori Assembly in Assembly Election (AE) under Gadchiroli-Chimur Parliamentary Constituency in Maharashtra (2019)

Polling Station Number	Winner Party	Winner Votes (%)	Runner-up Party	Runner-up Votes (%)	Winning Margin Votes (%)	Third Party	Third Party Votes (%)	Other Votes (%)
71	INC	237 (45.14)	BJP	218 (41.52)	19 (3.62)	IND (CSB)	18 (3.43)	52 (9.9)
72	INC	139 (28.72)	IND (CSB)	104 (21.49)	35 (7.23)	BJP	101 (20.87)	140 (28.93)
73	IND (CSB)	274 (35.72)	INC	236 (30.77)	38 (4.95)	BJP	202 (26.34)	55 (7.17)
74	INC	420 (54.55)	BJP	233 (30.26)	187 (24.29)	IND (CSB)	69 (8.96)	48 (6.23)
75	INC	228 (48.82)	IND (CSB)	96 (20.56)	132 (28.26)	BJP	86 (18.42)	57 (12.21)
76	INC	254 (39.26)	BJP	214 (33.08)	40 (6.18)	IND (CSB)	124 (19.17)	55 (8.5)
77	IND (CSB)	322 (34)	BJP	233 (24.6)	89 (9.4)	INC	231 (24.39)	161 (17)
78	IND (CSB)	143 (42.81)	INC	97 (29.04)	46 (13.77)	BJP	62 (18.56)	32 (9.58)
79	IND (CSB)	288 (33.68)	INC	273 (31.93)	15 (1.75)	BJP	189 (22.11)	105 (12.28)
80	BJP	226 (32.75)	INC	193 (27.97)	33 (4.78)	IND (CSB)	172 (24.93)	99 (14.35)
81	INC	462 (50.11)	BJP	184 (19.96)	278 (30.15)	IND (CSB)	173 (18.76)	103 (11.17)
82	NV	NV (NV)	NV	NV (NV)	NV (NV)	NV	NV (NV)	NV (NV)
83	IND (CSB)	325 (37.1)	BJP	309 (35.27)	16 (1.83)	INC	110 (12.56)	132 (15.07)
84	BJP	298 (39.01)	INC	222 (29.06)	76 (9.95)	IND (CSB)	189 (24.74)	55 (7.2)
85	IND (CSB)	298 (42.57)	INC	197 (28.14)	101 (14.43)	BJP	147 (21)	58 (8.29)
86	IND (CSB)	399 (50.83)	BJP	225 (28.66)	174 (22.17)	INC	75 (9.55)	86 (10.96)
87	INC	222 (40.73)	IND (CSB)	152 (27.89)	70 (12.84)	VBA	69 (12.66)	102 (18.72)
88	IND (CSB)	226 (41.93)	BJP	165 (30.61)	61 (11.32)	INC	110 (20.41)	38 (7.05)
89	BJP	200 (39.84)	IND (CSB)	127 (25.3)	73 (14.54)	INC	80 (15.94)	95 (18.92)
90	BJP	243 (41.61)	INC	165 (28.25)	78 (13.36)	IND (CSB)	141 (24.14)	35 (5.99)
91	INC	334 (44.18)	BJP	287 (37.96)	47 (6.22)	IND (CSB)	74 (9.79)	61 (8.07)
92	BJP	311 (47.55)	INC	283 (43.27)	28 (4.28)	IND (CSB)	18 (2.75)	42 (6.42)
93	BJP	247 (43.41)	IND (DNG)	92 (16.17)	155 (27.24)	INC	88 (15.47)	142 (24.96)
94	BJP	116 (38.54)	IND (DNG)	66 (21.93)	50 (16.61)	INC	59 (19.6)	60 (19.93)
94A	INC	123 (42.41)	IND (DNG)	69 (23.79)	54 (18.62)	BJP	58 (20)	40 (13.79)
95	INC	324 (36.36)	BJP	283 (31.76)	41 (4.6)	IND (DNG)	133 (14.93)	151 (16.95)
96	BJP	265 (47.41)	INC	146 (26.12)	119 (21.29)	IND (DNG)	83 (14.85)	65 (11.63)
97	BJP	247 (43.95)	INC	154 (27.4)	93 (16.55)	IND (DNG)	104 (18.51)	57 (10.14)
98	BJP	441 (54.78)	INC	197 (24.47)	244 (30.31)	IND (DNG)	79 (9.81)	88 (10.93)
99	BJP	408 (66.02)	INC	99 (16.02)	309 (50)	VBA	41 (6.63)	70 (11.33)
100	BJP	264 (50.57)	INC	108 (20.69)	156 (29.88)	VBA	69 (13.22)	81 (15.52)
101	BJP	185 (34.32)	VBA	145 (26.9)	40 (7.42)	INC	121 (22.45)	88 (16.33)
102	BJP	201 (35.39)	INC	191 (33.63)	10 (1.76)	VBA	88 (15.49)	88 (15.49)
103	BJP	384 (51)	INC	193 (25.63)	191 (25.37)	IND (CSB)	82 (10.89)	94 (12.48)
104	BJP	221 (45.29)	INC	174 (35.66)	47 (9.63)	VBA	36 (7.38)	57 (11.68)

Contd....

Socio-Economic Amenities - Rural

Access to Education Facilities

Particulars	Number of Villages (% of Population)				
	Available	Not Available	If Not Available (Distance of Nearest Facility)		
			A	B	C
Govt. Primary School	378 (99)	53 (1)	46 (1)	6 (0)	0 (0)
Private Primary School	6 (12)	425 (88)	1 (0)	0 (0)	0 (0)
Govt. Middle School	153 (74)	278 (26)	174 (16)	71 (7)	0 (0)
Private Middle School	19 (21)	412 (79)	18 (2)	13 (1)	0 (0)
Govt. Secondary School	59 (42)	372 (58)	137 (18)	76 (9)	15 (1)
Private Secondary School	21 (16)	410 (84)	63 (15)	58 (9)	10 (1)
Govt. Senior Secondary School	26 (27)	405 (73)	106 (18)	67 (11)	30 (3)
Private Senior Secondary School	11 (14)	420 (86)	79 (20)	94 (15)	21 (2)
Govt. Arts and Science Degree College	1 (6)	430 (94)	32 (11)	39 (7)	93 (16)
Private Arts and Science Degree College	0 (0)	431 (100)	19 (5)	60 (21)	187 (34)
Govt. Engineering College	0 (0)	431 (100)	6 (4)	17 (4)	215 (39)
Private Engineering College	0 (0)	431 (100)	2 (0)	17 (5)	174 (47)
Govt. Medicine College	0 (0)	431 (100)	7 (3)	15 (3)	281 (63)
Private Medicine College	0 (0)	431 (100)	2 (2)	6 (3)	120 (26)
Govt. Management Institute	0 (0)	431 (100)	2 (1)	8 (1)	337 (80)
Private Management Institute	0 (0)	431 (100)	1 (1)	1 (0)	82 (18)
Govt. Polytechnic	0 (0)	431 (100)	2 (0)	6 (2)	397 (92)
Private Polytechnic	0 (0)	431 (100)	0 (0)	0 (0)	26 (6)
Govt. Vocational Training School/ITI	0 (0)	431 (100)	2 (0)	6 (2)	397 (92)
Private Vocational Training School/ITI	0 (0)	431 (100)	0 (0)	0 (0)	26 (6)
Govt. Non Formal Training Centre	0 (0)	431 (100)	2 (1)	10 (1)	335 (80)
Private Non Formal Training Centre	0 (0)	431 (100)	1 (1)	2 (1)	81 (17)
Govt. School For Disabled	0 (0)	431 (100)	2 (1)	8 (1)	337 (80)
Private School For Disabled	0 (0)	431 (100)	1 (1)	2 (1)	81 (17)
Government Others	0 (0)	431 (100)	0 (0)	0 (0)	0 (0)
Private Others	1 (6)	430 (94)	0 (0)	0 (0)	0 (0)

Note : Distance A : Less than 5 km; B : Between 5-10 km; C : 10+ km.; Source : Data Analysis is based on 2011 Census.

DISCLAIMER

The Terms of Use and Disclaimer of Datanet India Private Limited (hereinafter referred to as "Datanet") for use of this analysis report of **Armori Assembly Constituency (Armori Vidhan Sabha) :-**

1. **Assembly Factbook™** is a Registered Trade Mark owned by Datanet.
2. All the maps are sketched and graphical representation only and have not been drawn to the scale and also not to represent the actual geographical area or boundary of the unit.
3. The data for the aforesaid analysis is based on authentic sources and has been culled from the various publications of Census, CSO and NSSO for district and block level data, various central and state government departments, Central & State Elections Commissions and the concerned Returning Officers' releases, Electoral Rolls, Election results and allied publications, internal assessment, surveys, estimates and analysis. Therefore, certain adjustment of data at micro level may have been done to arrive closer to the macro data.
4. Data have been provided on an "As Is" and "As AVAILABLE" basis
5. The colours shown in the maps or diagram and charts of a particular party, alliance or AC are indicative and do not represent them.
6. This publication which includes maps, sheets, graphs and data would be the property under copyright of Datanet only. The user may use these for its internal study, analysis and research purposes. It's public display, re-selling or any commercial uses by the user are not allowed.
7. Datanet has taken due care and caution in compilation and processing of data and allied information, but does not guarantee the accuracy, adequacy or completeness of any information/analysis and will be not responsible for any errors or omissions or for the results obtained from the use of such information/analysis.
8. All the contents for the publication have been culled from various authentic sources and Datanet reasonably believes such sources to be reliable, but does not make any representations, express or implied as to the accuracy or fitness of use of such information. The information or contents of the information/analysis do not constitute advice and should not be relied upon in making (or refraining from making) any decision. Any reliance placed upon the information provided by Datanet is the sole responsibility and strictly at the user's risk.
9. In no event will Datanet be liable for any damages (including, without limitation, damages for loss of business projects, or loss of profits) arising in contract, tort or otherwise from the use of or inability to use any of its contents, or from any action taken (or refrained from being taken) as a result of using the analysis or any of its contents. Datanet its directors, owners, editors, officials, employees, distributor and agents or any associate will not be liable for any errors in the information contained or any consequences arising from the use of the contents of the provided information/analysis.
10. If any provision of these terms and conditions is held invalid or illegal or unenforceable for any reason by any court of competent jurisdiction, such provision shall be severed and the remainder of provisions of the terms and conditions shall continue in full force and effect as if the Term of Use had been executed with the invalid, illegal or unenforceable provision eliminated.
11. If there are any discrepancies in the information provided, please bring it to attention of Datanet for suitable rectification measures.

**Buy Online This Complete Book At
Datanet India eBooks Store**

www.indiastatpublications.com

or go directly at

[http://www.indiastatpublications.com/
Assembly_factbook/Maharashtra/Gadchiroli-Chimur/ Armori](http://www.indiastatpublications.com/Assembly_factbook/Maharashtra/Gadchiroli-Chimur/Armori)



i **india**stat**elections**

ISBN : 978-93-6174-369-6



9 789361 743696