



Maharashtra

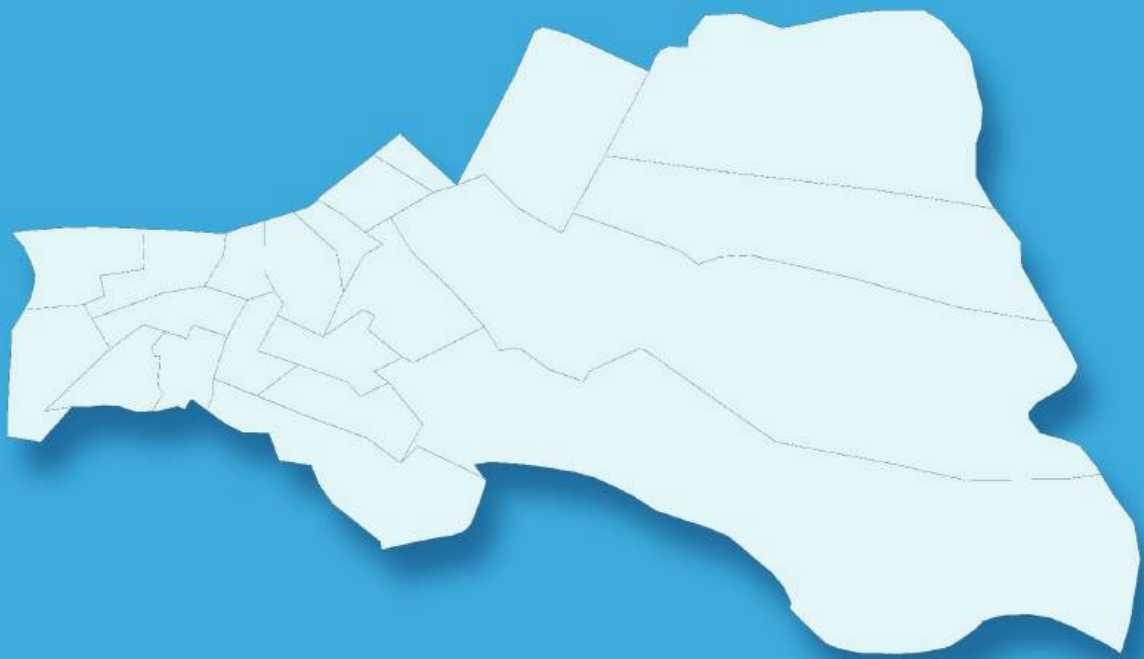
Assembly Factbook™

Ghatkopar East Assembly Constituency



Key Electoral Data of Ghatkopar East
Assembly Constituency (Vidhan Sabha)

Maharashtra
Assembly FactbookTM
Ghatkopar East Assembly Constituency



Ghatkopar East Vidhan Sabha

Editor & Director

Dr. R.K. Thukral

Research Editor

Dr. Shafeeq Rahman

Compiled, Researched and Published by Datanet India Pvt. Ltd.

D-100, 1st Floor,

Okhla Industrial Area, Phase-I,
New Delhi- 110020.

Ph.: 91-11- 43580781-84

Email : support@indiastatpublications.com

Website : www.indiastatelections.com

Online Book Store :

www.indiastatpublications.com

Report No. : AFB/MH-170-0123

ISBN : 978-93-5293-218-4

First Edition : January, 2018

Sixth Updated Edition : January, 2023

Price : Rs.11500/-

US\$ 310

© Datanet India Pvt. Ltd.

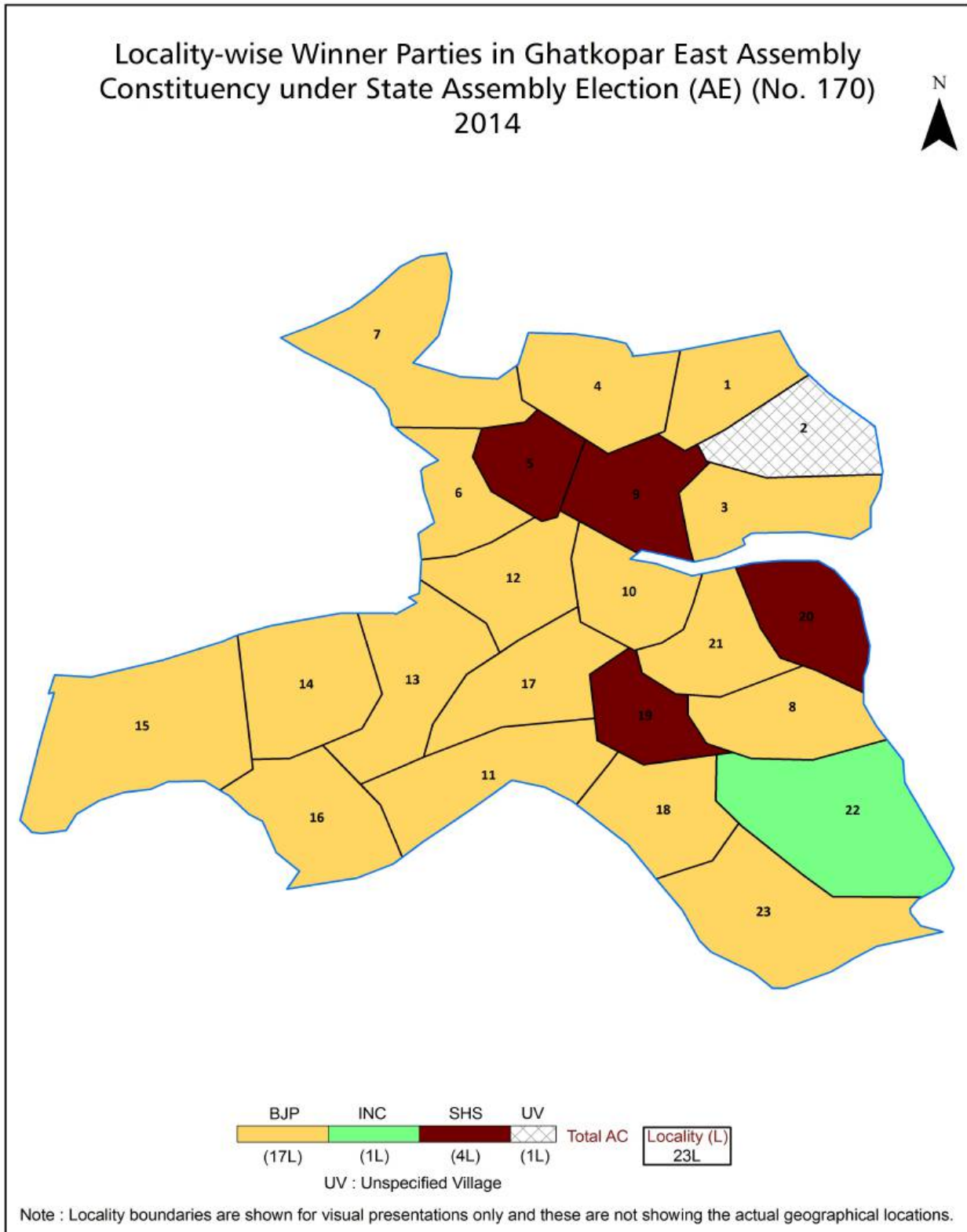
All rights reserved. No part of this book may be reproduced, stored in a retrieval system or transmitted in any form or by any means, mechanical photocopying, photographing, scanning, recording or otherwise without the prior written permission of the publisher. Please refer to Disclaimer at page no. 152 for the use of this publication.

Printed in India

Contents

No.	Particulars	Page No.
	Introduction	
1	Assembly Constituency - (Vidhan Sabha) at a Glance Features of Assembly as per Delimitation Commission of India (2008)	1-2
	Location and Political Maps	
2	Location Map Boundaries of Assembly Constituency - (Vidhan Sabha) in District Boundaries of Assembly Constituency under Parliamentary Constituency - (Lok Sabha) Locality-wise Winner Parties- 2019-PE, 2019-AE, 2014-PE, 2014-AE and 2009-PE	3-10
	Administrative Setup (2011)	
3	District Sub-district Towns Villages Inhabited Villages Uninhabited Villages Village Panchayat Intermediate Panchayat	11
	Demographics (2011)	
4	Population Households Rural/Urban Population Sex Ratio (Total & 0-6 Years) Religious Population Social Population Literacy Rate	12
	Electoral Features	
5	Important Dates of Last Elections Held Electors by Gender Service Electors Voters Voters Turnout Polling Stations & Average Number of Electors per Polling Station Electors by Age Group Present Elected Representatives	13-18
	Historical Summary Election Results	
6	Vote Share of Major Parties Winning Margin (Number & Percentage) Polarity of Parties Summary Result of Assembly Segment of Parliamentary Elections 2019, 2014 and 2009 Summary Result of Assembly Elections 2019, 2014 and 2009	19-28
	Polling Station Level Election Results	
7	Name and Number of Polling Station 2019-PE, 2019-AE, 2014-PE, 2014-AE and 2009-PE Polling Station-wise Electors, Voters & Voters Turnout 2019-PE, 2019-AE, 2014-PE, 2014-AE and 2009-PE Polling Station wise Elections Results 2019-PE, 2019-AE, 2014-PE, 2014-AE and 2009-PE	29-145
	Share of Assembly Constituency	
8	Share of Assembly Constituency - (Vidhan Sabha) in State, District and Parliamentary Constituency - (Lok Sabha)	146
9	Abbreviation & Sources	149-150
10	Disclaimer	152

Location & Political Map

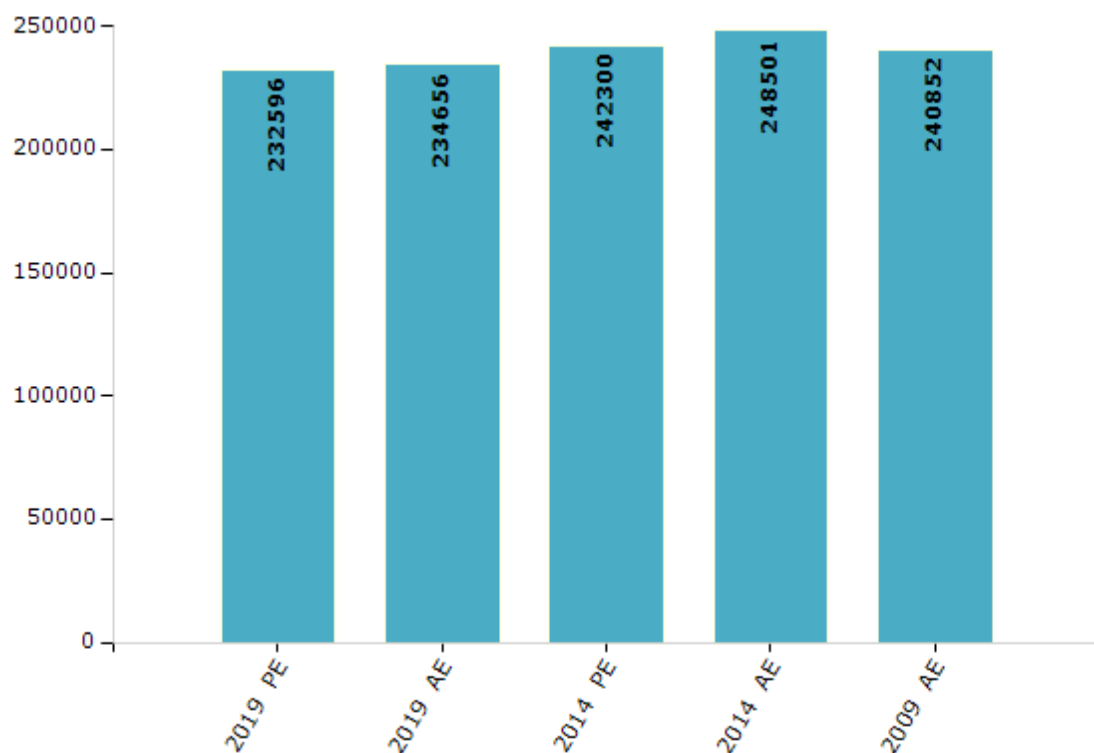


Electoral Features

Electors by Male & Female

Year	Male	Female	Others	Total	Year	Male	Female	Others	Total
2019 PE	122844	109750	2	232596	1999 AE	-	-	-	-
2019 AE	123814	110840	2	234656	1995 AE	-	-	-	-
2014 PE	129694	112606	0	242300	1990 AE	-	-	-	-
2014 AE	132628	115872	1	248501	1985 AE	-	-	-	-
2009 PE	-	-	-	-	1980 AE	-	-	-	-
2009 AE	129156	111696	-	240852	1978 AE	-	-	-	-
2004 PE	-	-	-	-	1972 AE	-	-	-	-
2004 AE	-	-	-	-	1967 AE	-	-	-	-
1999 PE	-	-	-	-	1962 AE	-	-	-	-

Number of Electors



Note : AE : Assembly Election, PE : Assembly Segment of Parliamentary Election

Historical Summary Election Results

Summary Result of Assembly Election - 2014

Candidate Name	Party	Votes	Votes %
Mehta Prakash Manchhubhai	BJP	67012	47.9
Jagdish Chagan Chaudhari	SHS	26885	19.22
Pravin Velji Chheda	INC	21303	15.23
Rakhi Harishchandra Jadhav	NCP	10471	7.49
Satish Ratnakar Narkar	MNS	7696	5.5
Praksh Rajdev Sacchan	BSP	3184	2.28
Kishor Kashinath Kardak	JD(S)	358	0.26
Sunil Pandurang Mohite	IND	280	0.2
Siddharth Bhiku Sawane	IND	186	0.13
Rohini Ramesh Kadam	IND	153	0.11
Nilesh Govind Jadhav	IND	139	0.1
Ramashankar Mahaveer Giri	IND	135	0.1
Chandrakant Baban Kale	IND	87	0.06
Firoz Ahmed Ashfaque Siddiqui	BVA	86	0.06
Prakash Sadashiv Pancharas	IND	67	0.05
	NOTA	1850	1.32

Polling Station Level Election Results

Number and Name of Polling Stations (PS) (2019 AE)

Number of Polling Stations	Name of Polling Stations	Number of Polling Stations	Name of Polling Stations
1	Videsh Sanchar Staff Quarters shed between Bldg. No. 248 & 250 - Pendol	22	Hindi High School, 1st Fl., R.No. 11
2	Videsh Sanchar Staff Quarters shed between Bldg. No. 248 & 250 - Pendol	23	Hindi High School, 1st Fl., R.No. 8
3	Bldg. No. S1, Pirozshah Nagar, Godrej Colony Creek Side, Vikhroli [E.], Gr.fl., Senior Citizen Education Room [North side]	24	Hindi High School, 1st Fl., R.No. 5
4	Bldg. No. S2, Pirozshah Nagar, Veranda Infront of Godrej Boys & Employees co.op. consumer Soc.Ltd. Vikhroli (E) Creek Side Bldg. (North Side) S-1 Partition - I	25	Hindi High School, 1st. Fl., R.No. 6
5	Bldg. No. S2, Pirozshah Nagar, Veranda Infront of Godrej Boys & Employees co.op. consumer Soc.Ltd. Vikhroli (E) Creek Side Bldg. (North Side) S-1 Partition - II	26	Hindi High School, 1st. Fl., R.No. 7
6	Bldg. No. S2, Pirozshah Nagar, Veranda Infront of Godrej Boys & Employees co.op. consumer Soc.Ltd. Vikhroli (E) Creek Side Bldg. (North Side) Partition - III	27	Hindi High School, Gr. Fl., R.No. 4
7	Udayachal Prim. School, Gr.Fl. R.No.1	28	Hindi High School, 1st Fl., R.No. 9
8	Udayachal Prim. School, Gr.Fl. R.No.2	29	Hindi High School, 1st Fl., R.No. 10
9	Udayachal High. School, Gr.Fl. R.No.1	30	Hindi High School, Gr. Fl., R.No. 3
10	Udayachal High. School, Gr.Fl. R.No.2	31	Hindi High School, 1st Fl., R.No. 12
11	Udayachal High. School, Gr.Fl. R.No.3	32	Jayantilal Vaishnav Marg Mun. School, Gr. Fl. R.No. 1
12	Udayachal High. School, Gr.Fl. R.No.4	33	Jayantilal Vaishnav Marg Mun. School, Gr. Fl. R.No. 2
13	Sent Joseph School, Hall.	34	Jayantilal Vaishnav Marg Mun. School, Gr. Fl. R.No. 3
14	Presidential Tower Bldg. B, L.B.S. Marg, Opp. Anacin Company - Pendol	35	Smt. P.N.Doshi women College, 1st Fl., R.No.1
15	Presidential Tower Bldg. B, L.B.S. Marg, Opp. Anacin Company - Pendol	36	Smt. P.N.Doshi women College, 1st Fl., R.No. 2
16	Presidential Tower Bldg. B, L.B.S. Marg, Opp. Anacin Company - Pendol	37	Smt. P.N.Doshi women College, Gr. Fl. Hall Part - 1
17	C.G.S. Colony Grihakalyan Center Community Hall, Gr.Fl., Opp. Type B Special B, Bldg. No.22	38	Smt. P.N.Doshi women College, Gr. Fl. Hall Part - 2
18	C.G.S. Colony Grihakalyan Center Community Hall Partition , Gr.Fl., Opp. Type B Special B, Bldg. No.22 Partition-1	39	Smt. P.N.Doshi women College, Gr. Fl. Hall Part - 3
19	C.G.S. Colony Grihakalyan Center Community Hall Partition , Gr.Fl., Opp. Type B Special B, Bldg. No.22 Partition-2	40	Smt. P.N.Doshi women College, Gr. Fl. Hall Part - 4
20	Hindi High School, Gr. Fl., R.No. 1	41	Smt. P.N.Doshi women College, Gr. Fl. Hall Part - 5
21	Hindi High School, Gr. Fl., R.No. 2	42	Fatima High School, Gr. Fl. R.No. 1

Contd....

Polling Station Level Election Results

Polling Station-wise Votes Secured by Overall Top Five Parties in Ghatkopar East Assembly in Assembly Election (AE) under Mumbai North-East Parliamentary Constituency in Maharashtra (2019)

Number of Polling Station	Winner - Parag Shah (BJP)	Runner-up - Satish Sitaram Pawar (MNS)	3rd - Manisha Sampatrao Surywanshi (INC)	4th - Vikas Damodar Pawar (VBA)	5th - Adagale Vikram Popat (BSP)	NOTA	Other	Total Votes Secured
36	357	30	14	0	0	11	6	418
37	539	14	33	1	1	16	3	607
38	605	6	16	0	2	25	3	657
39	557	11	31	0	1	16	2	618
40	372	25	17	1	0	10	2	427
41	823	23	27	1	1	26	4	905
42	617	14	13	0	1	16	4	665
43	460	84	35	6	1	18	4	608
44	155	87	112	3	1	9	5	372
45	346	92	138	3	4	24	3	610
46	308	123	132	95	4	28	16	706
47	287	61	148	125	3	24	12	660
48	288	87	85	9	5	14	0	488
48A	386	16	17	0	0	11	2	432
49	223	82	126	23	12	7	6	479
50	129	49	77	14	31	11	6	317
51	675	43	112	3	24	28	3	888
52	521	43	53	51	4	17	15	704
53	231	189	81	1	1	8	6	517
54	197	206	78	0	0	4	4	489
55	187	163	59	39	2	12	19	481
56	257	439	51	2	1	12	8	770
57	217	208	53	21	4	14	2	519
58	251	134	71	10	2	12	4	484
59	328	91	40	7	0	25	6	497
60	187	246	93	18	1	15	8	568
61	261	266	61	10	2	12	7	619
62	136	149	34	8	1	7	8	343
63	127	114	28	2	1	8	9	289
64	282	262	106	7	0	10	11	678
65	224	163	83	11	0	7	7	495
66	293	92	101	63	8	13	66	636
67	282	100	87	35	1	14	39	558
68	305	120	76	19	0	13	4	537
69	153	53	70	180	5	11	117	589

Contd....

Polling Station Level Election Results

Winner, Runner-up and 3rd Party Position & Winning Margin According to Polling Stations in Ghatkopar East Assembly in Assembly Election (AE) under Mumbai North-East Parliamentary Constituency in Maharashtra (2019)

Polling Station Number	Winner Party	Winner Votes (%)	Runner-up Party	Runner-up Votes (%)	Winning Margin Votes (%)	Third Party	Third Party Votes (%)	Other Votes (%)
70	BJP	332 (55.99)	INC	128 (21.59)	204 (34.4)	MNS	90 (15.18)	43 (7.25)
71	BJP	305 (53.79)	INC	142 (25.04)	163 (28.75)	MNS	66 (11.64)	54 (9.52)
72	BJP	241 (51.83)	INC	85 (18.28)	156 (33.55)	MNS	80 (17.2)	59 (12.69)
73	BJP	234 (53.06)	MNS	110 (24.94)	124 (28.12)	INC	68 (15.42)	29 (6.58)
74	MNS	287 (47.91)	BJP	249 (41.57)	38 (6.34)	INC	27 (4.51)	36 (6.01)
75	BJP	416 (61.63)	MNS	143 (21.19)	273 (40.44)	INC	77 (11.41)	39 (5.78)
76	BJP	415 (81.05)	MNS	48 (9.38)	367 (71.67)	INC	28 (5.47)	21 (4.1)
77	BJP	346 (66.41)	MNS	81 (15.55)	265 (50.86)	INC	64 (12.28)	30 (5.76)
78	MNS	234 (42.62)	BJP	227 (41.35)	7 (1.27)	INC	59 (10.75)	29 (5.28)
79	BJP	548 (65.47)	MNS	142 (16.97)	406 (48.5)	INC	112 (13.38)	35 (4.18)
80	BJP	505 (78.66)	MNS	55 (8.57)	450 (70.09)	INC	50 (7.79)	32 (4.98)
81	BJP	421 (73.99)	INC	68 (11.95)	353 (62.04)	MNS	50 (8.79)	30 (5.27)
82	BJP	467 (74.6)	MNS	67 (10.7)	400 (63.9)	INC	55 (8.79)	37 (5.91)
83	BJP	380 (71.03)	MNS	69 (12.9)	311 (58.13)	INC	59 (11.03)	27 (5.05)
84	BJP	567 (76.93)	MNS	70 (9.5)	497 (67.43)	INC	64 (8.68)	36 (4.88)
85	BJP	328 (72.89)	MNS	50 (11.11)	278 (61.78)	INC	42 (9.33)	30 (6.67)
86	BJP	215 (50.35)	MNS	93 (21.78)	122 (28.57)	INC	63 (14.75)	56 (13.11)
87	BJP	323 (66.74)	MNS	70 (14.46)	253 (52.28)	INC	68 (14.05)	23 (4.75)
88	BJP	360 (76.27)	INC	57 (12.08)	303 (64.19)	MNS	43 (9.11)	12 (2.54)
89	BJP	387 (88.36)	INC	18 (4.11)	369 (84.25)	MNS	4 (0.91)	29 (6.62)
90	BJP	419 (71.38)	MNS	100 (17.04)	319 (54.34)	INC	32 (5.45)	36 (6.13)
91	BJP	339 (60.75)	MNS	104 (18.64)	235 (42.11)	INC	57 (10.22)	58 (10.39)
92	BJP	326 (64.3)	MNS	97 (19.13)	229 (45.17)	INC	31 (6.11)	53 (10.45)
93	MNS	262 (38.76)	BJP	255 (37.72)	7 (1.04)	INC	112 (16.57)	47 (6.95)
94	BJP	285 (43.85)	MNS	214 (32.92)	71 (10.93)	INC	87 (13.38)	64 (9.85)
95	BJP	199 (36.58)	INC	184 (33.82)	15 (2.76)	MNS	59 (10.85)	102 (18.75)
96	BJP	230 (40.21)	MNS	160 (27.97)	70 (12.24)	INC	101 (17.66)	81 (14.16)
97	BJP	250 (46.73)	MNS	145 (27.1)	105 (19.63)	INC	76 (14.21)	64 (11.96)
98	BJP	313 (51.74)	MNS	169 (27.93)	144 (23.81)	INC	74 (12.23)	49 (8.1)
99	BJP	231 (46.95)	MNS	173 (35.16)	58 (11.79)	INC	52 (10.57)	36 (7.32)
100	BJP	195 (41.94)	MNS	87 (18.71)	108 (23.23)	INC	76 (16.34)	107 (23.01)
101	BJP	459 (65.57)	MNS	130 (18.57)	329 (47)	INC	71 (10.14)	40 (5.71)
102	BJP	353 (69.49)	MNS	102 (20.08)	251 (49.41)	INC	26 (5.12)	27 (5.31)
103	BJP	321 (57.53)	MNS	174 (31.18)	147 (26.35)	INC	39 (6.99)	24 (4.3)
104	BJP	353 (59.73)	MNS	166 (28.09)	187 (31.64)	INC	53 (8.97)	19 (3.21)

Contd....

DISCLAIMER

The Terms of Use and Disclaimer of Datanet India Private Limited (hereinafter referred to as "Datanet") for use of this analysis report of **Ghatkopar East Assembly Constituency (Ghatkopar East Vidhan Sabha)** :-

1. **Assembly Factbook™** is a Registered Trade Mark owned by Datanet.
2. All the maps are sketched and graphical representation only and have not been drawn to the scale and also not to represent the actual geographical area or boundary of the unit.
3. The data for the aforesaid analysis is based on authentic sources and has been culled from the various publications of Census, CSO and NSSO for district and block level data, various central and state government departments, Central & State Elections Commissions and the concerned Returning Officers' releases, Electoral Rolls, Election results and allied publications, internal assessment, surveys, estimates and analysis. Therefore, certain adjustment of data at micro level may have been done to arrive closer to the macro data.
4. Data have been provided on an "As Is" and "As AVAILABLE" basis
5. The colours shown in the maps or diagram and charts of a particular party, alliance or AC are indicative and do not represent them.
6. This publication which includes maps, sheets, graphs and data would be the property under copyright of Datanet only. The user may use these for its internal study, analysis and research purposes. It's public display, re-selling or any commercial uses by the user are not allowed.
7. Datanet has taken due care and caution in compilation and processing of data and allied information, but does not guarantee the accuracy, adequacy or completeness of any information/analysis and will be not responsible for any errors or omissions or for the results obtained from the use of such information/analysis.
8. All the contents for the publication have been culled from various authentic sources and Datanet reasonably believes such sources to be reliable, but does not make any representations, express or implied as to the accuracy or fitness of use of such information. The information or contents of the information/analysis do not constitute advice and should not be relied upon in making (or refraining from making) any decision. Any reliance placed upon the information provided by Datanet is the sole responsibility and strictly at the user's risk.
9. In no event will Datanet be liable for any damages (including, without limitation, damages for loss of business projects, or loss of profits) arising in contract, tort or otherwise from the use of or inability to use any of its contents, or from any action taken (or refrained from being taken) as a result of using the analysis or any of its contents. Datanet its directors, owners, editors, officials, employees, distributor and agents or any associate will not be liable for any errors in the information contained or any consequences arising from the use of the contents of the provided information/analysis.
10. If any provision of these terms and conditions is held invalid or illegal or unenforceable for any reason by any court of competent jurisdiction, such provision shall be severed and the remainder of provisions of the terms and conditions shall continue in full force and effect as if the Term of Use had been executed with the invalid, illegal or unenforceable provision eliminated.
11. If there are any discrepancies in the information provided, please bring it to attention of Datanet for suitable rectification measures.

**Buy Online This Complete Book At
Datanet India eBooks Store**

www.indiastatpublications.com

or go directly at

[http://www.indiastatpublications.com/
Assembly_factbook/Maharashtra/Mumbai_North-East/
Ghatkopar_East](http://www.indiastatpublications.com/Assembly_factbook/Maharashtra/Mumbai_North-East/Ghatkopar_East)

 **india**stat**elections**

ISBN : 978-93-5293-218-4



9 789352 932184