



Maharashtra

Assembly Factbook™

Mulund Assembly Constituency



Key Electoral Data of Mulund
Assembly Constituency (Vidhan Sabha)

Maharashtra
Assembly FactbookTM
Mulund Assembly Constituency



Mulund Vidhan Sabha

Editor & Director

Dr. R.K. Thukral

Research Editor

Dr. Shafeeq Rahman

Compiled, Researched and Published by Datanet India Pvt. Ltd.

D-100, 1st Floor,

Okhla Industrial Area, Phase-I,
New Delhi- 110020.

Ph.: 91-11- 43580781-84

Email : support@indiastatpublications.com

Website : www.indiastatelections.com

Online Book Store :

www.indiastatpublications.com

Report No. : AFB/MH-155-0123

ISBN : 978-93-5293-288-7

First Edition : January, 2018

Sixth Updated Edition : January, 2023

Price : Rs.11500/-

US\$ 310

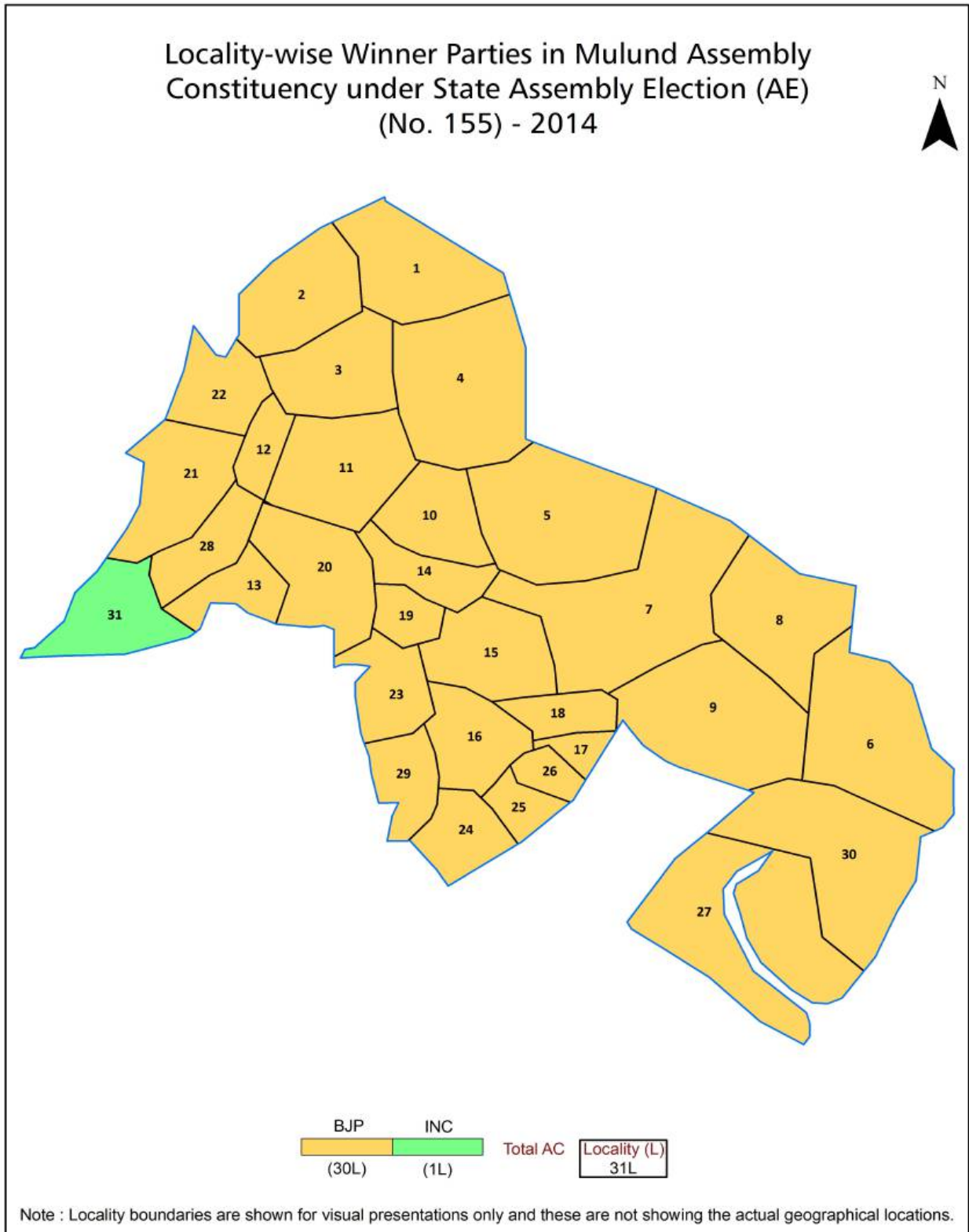
© Datanet India Pvt. Ltd.

All rights reserved. No part of this book may be reproduced, stored in a retrieval system or transmitted in any form or by any means, mechanical photocopying, photographing, scanning, recording or otherwise without the prior written permission of the publisher. Please refer to Disclaimer at page no. 192 for the use of this publication.

Printed in India

No.	Particulars	Page No.
	Introduction	
1	Assembly Constituency - (Vidhan Sabha) at a Glance Features of Assembly as per Delimitation Commission of India (2008)	1-2
	Location and Political Maps	
2	Location Map Boundaries of Assembly Constituency - (Vidhan Sabha) in District Boundaries of Assembly Constituency under Parliamentary Constituency - (Lok Sabha) Locality-wise Winner Parties- 2019-PE, 2019-AE, 2014-PE, 2014-AE and 2009-PE	3-10
	Administrative Setup (2011)	
3	District Sub-district Towns Villages Inhabited Villages Uninhabited Villages Village Panchayat Intermediate Panchayat	11
	Demographics (2011)	
4	Population Households Rural/Urban Population Sex Ratio (Total & 0-6 Years) Religious Population Social Population Literacy Rate	12
	Electoral Features	
5	Important Dates of Last Elections Held Electors by Gender Service Electors Voters Voters Turnout Polling Stations & Average Number of Electors per Polling Station Electors by Age Group Present Elected Representatives	13-18
	Historical Summary Election Results	
6	Vote Share of Major Parties Winning Margin (Number & Percentage) Polarity of Parties Summary Result of Assembly Segment of Parliamentary Elections 2019, 2014, 2009, 2004 and 1999 Summary Result of Assembly Elections 2019, 2014, 2009, 2004, 1999, 1995, 1990, 1985, 1980, 1978, 1972 and 1967	19-39
	Polling Station Level Election Results	
7	Name and Number of Polling Station 2019-PE, 2019-AE, 2014-PE, 2014-AE and 2009-PE Polling Station-wise Electors, Voters & Voters Turnout 2019-PE, 2019-AE, 2014-PE, 2014-AE and 2009-PE Polling Station wise Elections Results 2019-PE, 2019-AE, 2014-PE, 2014-AE and 2009-PE	40-185
	Share of Assembly Constituency	
8	Share of Assembly Constituency - (Vidhan Sabha) in State, District and Parliamentary Constituency - (Lok Sabha)	186
9	Abbreviation & Sources	189-190
10	Disclaimer	192

Location & Political Map

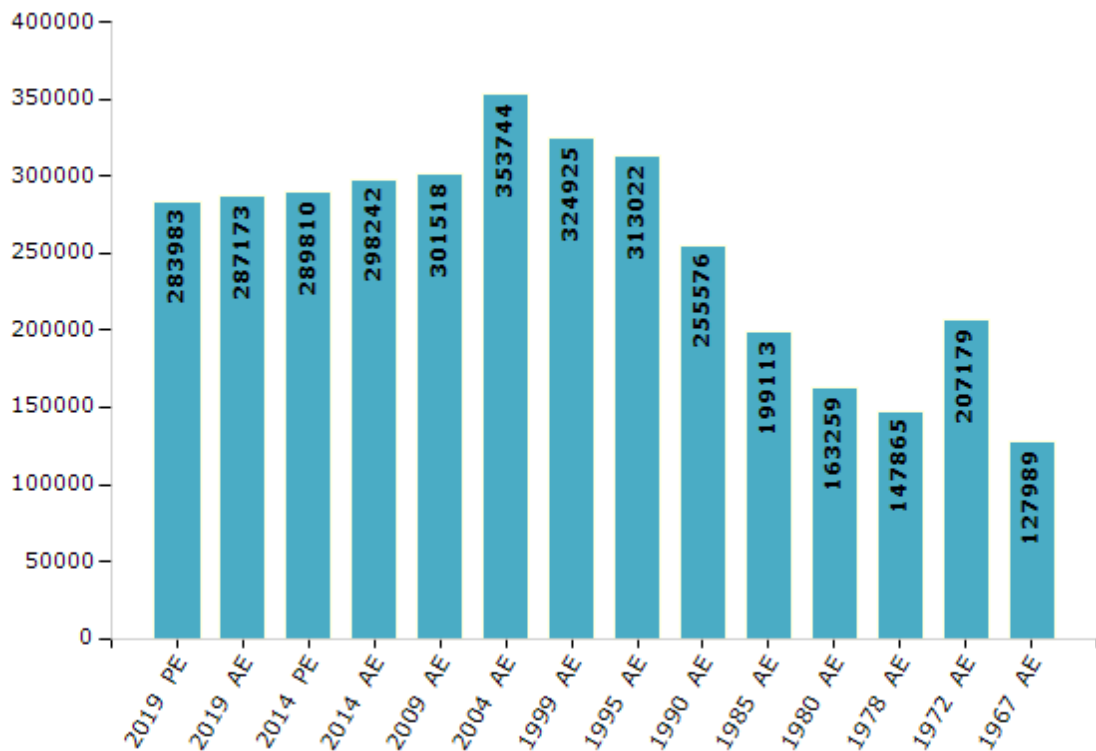


Electoral Features

Electors by Male & Female

Year	Male	Female	Others	Total	Year	Male	Female	Others	Total
2019 PE	146828	137133	22	283983	1999 AE	179832	145093	-	324925
2019 AE	148342	138810	21	287173	1995 AE	171457	141565	-	313022
2014 PE	151814	137996	0	289810	1990 AE	151029	104547	-	255576
2014 AE	155903	142336	3	298242	1985 AE	114114	84999	-	199113
2009 PE	-	-	-	-	1980 AE	97390	65869	-	163259
2009 AE	158185	143333	-	301518	1978 AE	86241	61624	-	147865
2004 PE	-	-	-	-	1972 AE	124219	82960	-	207179
2004 AE	190734	163010	-	353744	1967 AE	-	-	-	127989
1999 PE	-	-	-	-	1962 AE	-	-	-	-

Number of Electors



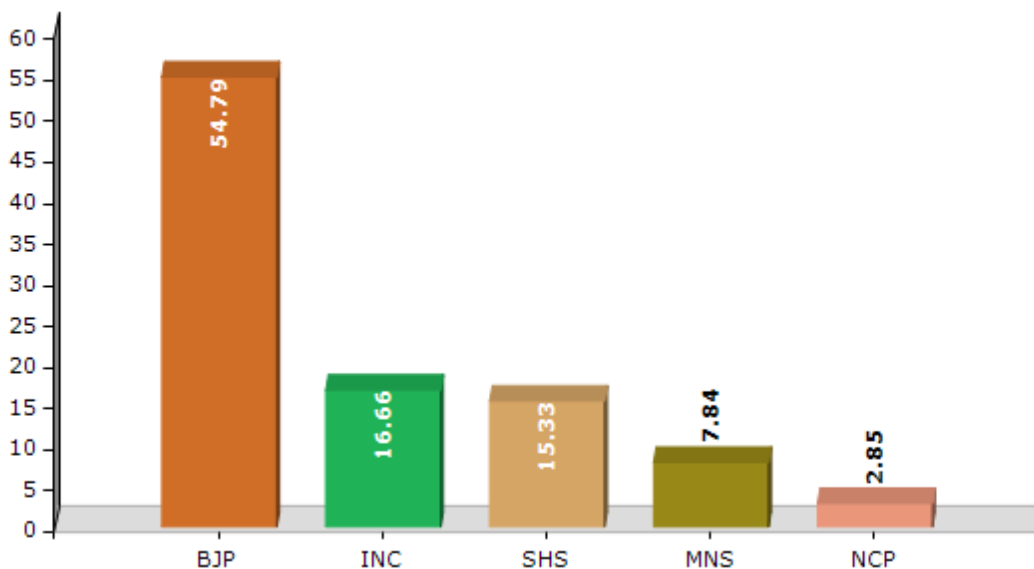
Note : AE : Assembly Election, PE : Assembly Segment of Parliamentary Election

Historical Summary Election Results

Summary Result of Assembly Election - 2014

Candidate Name	Party	Votes	Votes %
Sardar Tara Singh	BJP	93850	54.79
Charan Singh Sapra	INC	28543	16.66
Prabhakar Shinde	SHS	26259	15.33
Satyawan Dalvi	MNS	13432	7.84
Nandkumar Atmaram Vaity	NCP	4880	2.85
Patil Nilesh Vasantrao	BSP	1742	1.02
Sanjay Saoji Deshpande	HJP	279	0.16
Ramdhan Maruti Jadhav	IND	268	0.16
Keshav Madhukar Joshi	IND	183	0.11
Amol Raghunath Mandhare	IND	108	0.06
	NOTA	1748	1.02

Votes Percentage of Top Parties - 2014



Polling Station Level Election Results

Number and Name of Polling Stations (PS) (2019 AE)

Number of Polling Stations	Name of Polling Stations	Number of Polling Stations	Name of Polling Stations
1	St.George School, Mulund (W) 2nd Floor, Room No.1	20	D.D.Upadhyay Marg Mun. Marathi School, Dumping Road
2	St.George School, Mulund (W) 2nd Floor, Room No.2	21	D.D.Upadhyay Marg Mun. Marathi School, Dumping Road
3	St.George School, Mulund (W) 2nd Floor, Room No.3	22	D.D.Upadhyay Marg Mun. Marathi School, Dumping Road
4	St.George School, Mulund (W) 2nd Floor, Room No.4	23	D.D.Upadhyay Marg Mun. Marathi School, Dumping Road
5	Ghatipada Municipal Primary Marathi School, First	24	D.D.Upadhyay Marg Mun. Marathi School, Dumping Road
6	Ghatipada Municipal Primary Marathi School, First	25	D.D.Upadhyay Marg Mun. Marathi School, Dumping Road
6A	Ghatipada Municipal Primary Marathi School, First	26	D.D.Upadhyay Marg Mun. Marathi School, Dumping Road
7	M.C.G.M.Marathi High School, L.B.S. Marg Mulund Checknaka	27	D.D.Upadhyay Marg Mun. Marathi School, Dumping Road
7A	M.C.G.M.Marathi High School, L.B.S. Marg Mulund Checknaka	28	D.D.Upadhyay Marg Mun. Marathi School, Dumping Road
8	M.C.G.M.Marathi High School, L.B.S. Marg Mulund Checknaka	29	D.D.Upadhyay Marg Mun. Marathi School, Dumping Road
9	M.C.G.M.Marathi High School, L.B.S. Marg Mulund Checknaka	30	D.D.Upadhyay Marg Mun. Marathi School, Dumping Road
10	M.C.G.M.Marathi High School, L.B.S. Marg Mulund Checknaka	31	D.D.Upadhyay Marg Mun. Marathi School, Dumping Road
11	M.C.G.M.Marathi High School, L.B.S. Marg Mulund Checknaka	32	Mulund College of Commerce, Ground Floor Hall Part
12	M.C.G.M.Marathi High School, L.B.S. Marg Mulund Checknaka	33	Mulund College of Commerce, Ground Floor Hall Part
13	M.C.G.M.Marathi High School, L.B.S. Marg Mulund Checknaka	34	Mulund College of Commerce, Ground Floor Hall Part
14	M.C.G.M.Marathi High School, L.B.S. Marg Mulund Checknaka	35	Mulund College of Commerce, Ground Floor, Room No
15	M.C.G.M.Marathi High School, L.B.S. Marg Mulund Checknaka	36	Mulund College of Commerce, First Floor Room No. 5
16	M.C.G.M.Marathi High School, L.B.S. Marg Mulund Checknaka	37	Mulund College of Commerce, First Floor Room No.
17	D.D.Upadhyay Marg Mun. Marathi School, Dumping Road	38	Mulund College of Commerce, First Floor Room No.
18	D.D.Upadhyay Marg Mun. Marathi School, Dumping Road	39	Mulund College of Commerce, First Floor Room No.
19	D.D.Upadhyay Marg Mun. Marathi School, Dumping Road	40	Mulund College of Commerce, Second Floor Room No.9

Contd....

Polling Station Level Election Results

Polling Station-wise Votes Secured by Overall Top Five Parties in Mulund Assembly in Assembly Election (AE) under Mumbai North-East Parliamentary Constituency in Maharashtra (2019)

Number of Polling Station	Winner - Kotecha Mihir Chandrakant (BJP)	Runner-up - Harshala Rajesh Chavan (MNS)	3rd - Govind Singh (INC)	4th - Shashikant Rohidas Mokul (VBA)	5th - (Anna) Shreerang Anna Kamble (BSP)	NOTA	Other	Total Votes Secured
34	415	51	61	43	16	27	7	620
35	402	69	62	7	8	21	6	575
36	492	52	77	3	3	33	7	667
37	167	121	86	40	5	6	7	432
38	224	16	20	0	1	7	1	269
39	516	19	98	1	1	22	6	663
40	299	11	37	0	0	9	2	358
41	420	24	42	0	1	11	3	501
42	624	55	62	1	1	22	1	766
43	280	62	90	0	0	8	8	448
44	243	32	79	16	3	19	7	399
45	279	83	62	2	1	24	4	455
46	407	56	54	14	3	47	13	594
47	498	93	86	2	0	45	7	731
48	463	89	82	7	1	33	7	682
49	282	72	57	11	0	17	10	449
50	115	65	14	5	1	3	11	214
51	278	209	34	3	1	14	3	542
52	297	132	50	2	1	23	6	511
52A	173	149	39	8	1	20	4	394
53	270	121	83	14	1	23	10	522
54	208	173	34	1	0	10	5	431
55	154	56	39	0	0	10	3	262
56	288	363	93	4	0	9	9	766
57	220	277	39	1	2	8	6	553
58	196	215	73	10	1	12	19	526
59	237	126	62	28	9	15	8	485
60	257	228	73	10	2	14	23	607
61	273	73	32	2	0	14	6	400
62	174	41	37	2	2	13	5	274
63	404	56	49	0	1	28	10	548
64	234	62	26	2	0	17	2	343
65	384	84	50	7	0	24	10	559
66	521	81	61	8	2	40	7	720
67	271	87	45	2	4	21	9	439

Contd....

Polling Station Level Election Results

Winner, Runner-up and 3rd Party Position & Winning Margin According to Polling Stations in Mulund Assembly in Assembly Election (AE) under Mumbai North-East Parliamentary Constituency in Maharashtra (2019)

Polling Station Number	Winner Party	Winner Votes (%)	Runner-up Party	Runner-up Votes (%)	Winning Margin Votes (%)	Third Party	Third Party Votes (%)	Other Votes (%)
68	BJP	375 (61.48)	MNS	137 (22.46)	238 (39.02)	INC	67 (10.98)	31 (5.08)
69	BJP	394 (61.47)	MNS	132 (20.59)	262 (40.88)	INC	73 (11.39)	42 (6.55)
70	BJP	343 (78.49)	INC	37 (8.47)	306 (70.02)	MNS	29 (6.64)	28 (6.41)
71	BJP	441 (79.46)	INC	62 (11.17)	379 (68.29)	MNS	20 (3.6)	32 (5.77)
72	BJP	448 (75.17)	INC	68 (11.41)	380 (63.76)	MNS	54 (9.06)	26 (4.36)
73	BJP	226 (79.02)	INC	40 (13.99)	186 (65.03)	MNS	6 (2.1)	14 (4.9)
74	BJP	167 (52.19)	MNS	116 (36.25)	51 (15.94)	VBA	16 (5)	21 (6.56)
75	BJP	115 (44.06)	VBA	56 (21.46)	59 (22.6)	INC	43 (16.48)	47 (18.01)
76	BJP	390 (64.25)	INC	64 (10.54)	326 (53.71)	MNS	60 (9.88)	93 (15.32)
77	BJP	372 (67.39)	INC	95 (17.21)	277 (50.18)	MNS	44 (7.97)	41 (7.43)
78	BJP	469 (68.47)	MNS	108 (15.77)	361 (52.7)	INC	60 (8.76)	48 (7.01)
79	BJP	499 (82.07)	INC	58 (9.54)	441 (72.53)	MNS	14 (2.3)	37 (6.09)
80	BJP	440 (79.28)	INC	65 (11.71)	375 (67.57)	MNS	24 (4.32)	26 (4.68)
81	BJP	564 (72.77)	INC	130 (16.77)	434 (56)	MNS	46 (5.94)	35 (4.52)
82	BJP	401 (57.12)	MNS	164 (23.36)	237 (33.76)	INC	105 (14.96)	32 (4.56)
83	MNS	420 (54.26)	BJP	163 (21.06)	257 (33.2)	INC	139 (17.96)	52 (6.72)
84	BJP	400 (51.88)	MNS	187 (24.25)	213 (27.63)	INC	145 (18.81)	39 (5.06)
85	MNS	290 (37.56)	BJP	220 (28.5)	70 (9.06)	INC	175 (22.67)	87 (11.27)
86	BJP	239 (50.85)	INC	108 (22.98)	131 (27.87)	MNS	98 (20.85)	25 (5.32)
87	BJP	133 (35.37)	INC	118 (31.38)	15 (3.99)	MNS	51 (13.56)	74 (19.68)
88	BJP	329 (67.98)	INC	77 (15.91)	252 (52.07)	MNS	44 (9.09)	34 (7.02)
89	BJP	397 (76.05)	INC	58 (11.11)	339 (64.94)	MNS	32 (6.13)	35 (6.7)
90	BJP	363 (81.03)	INC	58 (12.95)	305 (68.08)	MNS	12 (2.68)	15 (3.35)
91	BJP	222 (50.11)	MNS	105 (23.7)	117 (26.41)	INC	75 (16.93)	41 (9.26)
92	BJP	144 (58.54)	INC	42 (17.07)	102 (41.47)	MNS	37 (15.04)	23 (9.35)
93	BJP	503 (85.54)	INC	52 (8.84)	451 (76.7)	MNS	11 (1.87)	22 (3.74)
94	BJP	261 (70.92)	MNS	52 (14.13)	209 (56.79)	INC	43 (11.68)	12 (3.26)
95	BJP	212 (79.1)	INC	32 (11.94)	180 (67.16)	MNS	7 (2.61)	17 (6.34)
96	BJP	436 (75.17)	INC	74 (12.76)	362 (62.41)	MNS	36 (6.21)	34 (5.86)
97	BJP	329 (57.12)	INC	112 (19.44)	217 (37.68)	MNS	100 (17.36)	35 (6.08)
98	BJP	486 (79.67)	INC	66 (10.82)	420 (68.85)	MNS	23 (3.77)	35 (5.74)
99	BJP	437 (74.45)	INC	90 (15.33)	347 (59.12)	MNS	25 (4.26)	35 (5.96)
100	BJP	376 (79.32)	INC	58 (12.24)	318 (67.08)	MNS	15 (3.16)	25 (5.27)
101	BJP	317 (75.48)	INC	72 (17.14)	245 (58.34)	MNS	20 (4.76)	11 (2.62)
102	BJP	405 (80.52)	INC	38 (7.55)	367 (72.97)	MNS	25 (4.97)	35 (6.96)

Contd....

DISCLAIMER

The Terms of Use and Disclaimer of Datanet India Private Limited (hereinafter referred to as "Datanet") for use of this analysis report of **Mulund Assembly Constituency (Mulund Vidhan Sabha) :-**

1. **Assembly Factbook™** is a Registered Trade Mark owned by Datanet.
2. All the maps are sketched and graphical representation only and have not been drawn to the scale and also not to represent the actual geographical area or boundary of the unit.
3. The data for the aforesaid analysis is based on authentic sources and has been culled from the various publications of Census, CSO and NSSO for district and block level data, various central and state government departments, Central & State Elections Commissions and the concerned Returning Officers' releases, Electoral Rolls, Election results and allied publications, internal assessment, surveys, estimates and analysis. Therefore, certain adjustment of data at micro level may have been done to arrive closer to the macro data.
4. Data have been provided on an "As Is" and "As AVAILABLE" basis
5. The colours shown in the maps or diagram and charts of a particular party, alliance or AC are indicative and do not represent them.
6. This publication which includes maps, sheets, graphs and data would be the property under copyright of Datanet only. The user may use these for its internal study, analysis and research purposes. It's public display, re-selling or any commercial uses by the user are not allowed.
7. Datanet has taken due care and caution in compilation and processing of data and allied information, but does not guarantee the accuracy, adequacy or completeness of any information/analysis and will be not responsible for any errors or omissions or for the results obtained from the use of such information/analysis.
8. All the contents for the publication have been culled from various authentic sources and Datanet reasonably believes such sources to be reliable, but does not make any representations, express or implied as to the accuracy or fitness of use of such information. The information or contents of the information/analysis do not constitute advice and should not be relied upon in making (or refraining from making) any decision. Any reliance placed upon the information provided by Datanet is the sole responsibility and strictly at the user's risk.
9. In no event will Datanet be liable for any damages (including, without limitation, damages for loss of business projects, or loss of profits) arising in contract, tort or otherwise from the use of or inability to use any of its contents, or from any action taken (or refrained from being taken) as a result of using the analysis or any of its contents. Datanet its directors, owners, editors, officials, employees, distributor and agents or any associate will not be liable for any errors in the information contained or any consequences arising from the use of the contents of the provided information/analysis.
10. If any provision of these terms and conditions is held invalid or illegal or unenforceable for any reason by any court of competent jurisdiction, such provision shall be severed and the remainder of provisions of the terms and conditions shall continue in full force and effect as if the Term of Use had been executed with the invalid, illegal or unenforceable provision eliminated.
11. If there are any discrepancies in the information provided, please bring it to attention of Datanet for suitable rectification measures.

Buy Online This Complete Book At
Datanet India eBooks Store

www.indiastatpublications.com

or go directly at

[http://www.indiastatpublications.com/
Assembly_factbook/Maharashtra/Mumbai_North-East/
Mulund](http://www.indiastatpublications.com/Assembly_factbook/Maharashtra/Mumbai_North-East/Mulund)

 **india**stat**elections**

ISBN : 978-93-5293-288-7



9 789352 932887