



Maharashtra

# Assembly Factbook™

Andheri East Assembly Constituency



Key Electoral Data of Andheri East  
Assembly Constituency (Vidhan Sabha)

Maharashtra

# Assembly Factbook™

Andheri East Assembly Constituency



Andheri East Vidhan Sabha

**Editor & Director**

Dr. R.K. Thukral

**Research Editor**

Dr. Shafeeq Rahman

**Compiled, Researched and Published by  
Datanet India Pvt. Ltd.**

D-100, 1st Floor,

Okhla Industrial Area, Phase-I,

New Delhi- 110020.

Ph.: 91-11- 43580781-84

Email : support@indiastatpublications.com

Website : www.indiastatelections.com

**Online Book Store :**

www.indiastatpublications.com

**Report No. :** AFB/MH-166-0125

**ISBN :** 978-93-6219-975-1

**First Edition :** January, 2018

**Eighth Updated Edition :** January, 2025

**Price :** Rs.11500/-

US\$ 310

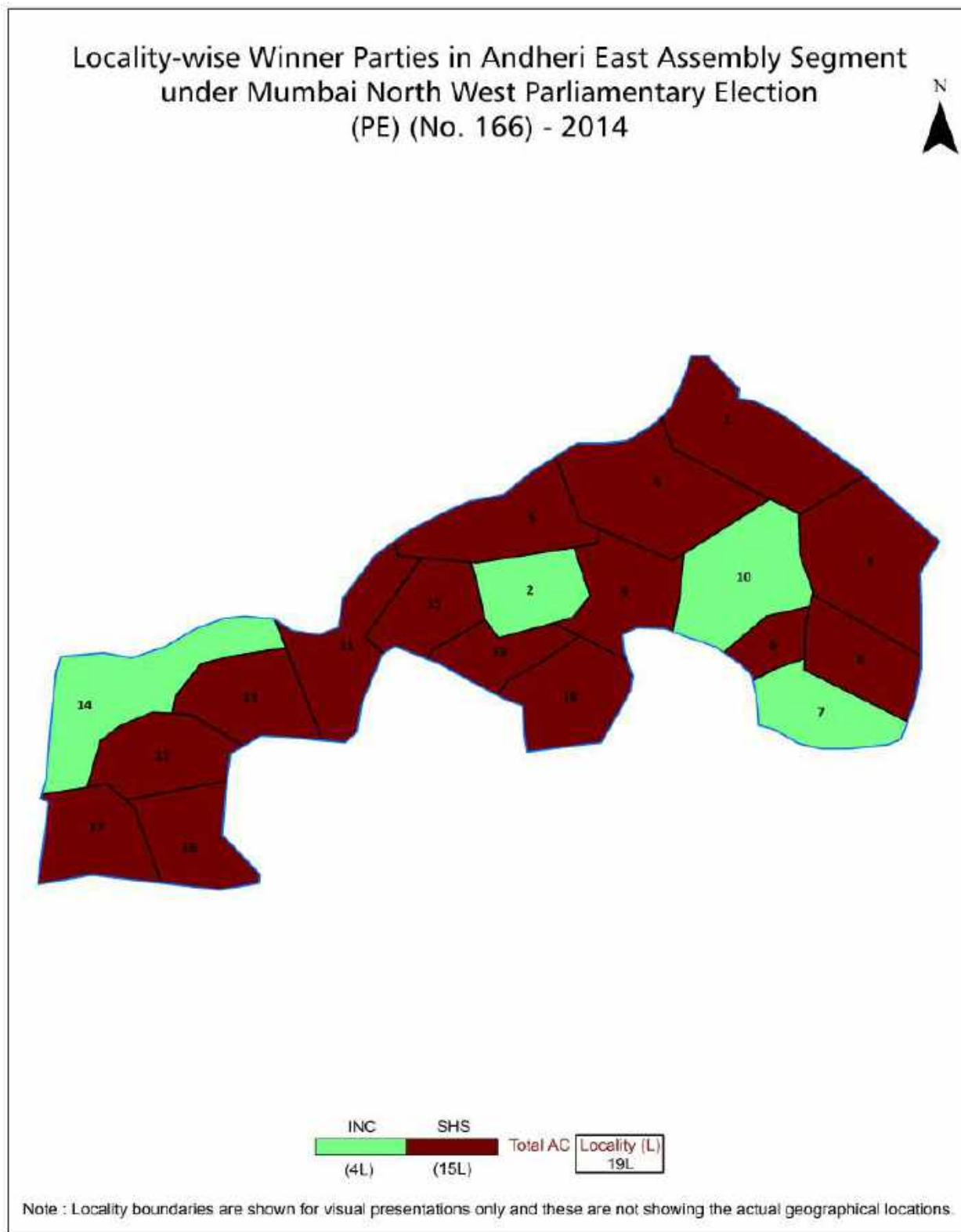
**© Datanet India Pvt. Ltd.**

All rights reserved. No part of this book may be reproduced, stored in a retrieval system or transmitted in any form or by any means, mechanical photocopying, photographing, scanning, recording or otherwise without the prior written permission of the publisher. Please refer to Disclaimer at page no. 169 for the use of this publication.

Printed in India

No.	Particulars	Page No.
	<b>Introduction</b>	
1	Assembly Constituency - (Vidhan Sabha) at a Glance   Features of Assembly as per Delimitation Commission of India (2008)	1-2
	<b>Location and Political Maps</b>	
2	Location Map   Boundaries of Assembly Constituency - (Vidhan Sabha) in District   Boundaries of Assembly Constituency under Parliamentary Constituency - (Lok Sabha)   Town & Village-wise Winner Parties- 2024-PE, 2024-AE, 2019-PE, 2019-AE, 2014-PE, 2014-AE and 2009-PE	3-10
	<b>Administrative Setup (2011)</b>	
3	District   Sub-district   Towns   Villages   Inhabited Villages   Uninhabited Villages   Village Panchayat   Intermediate Panchayat	11
	<b>Demographics (2011)</b>	
4	Population   Households   Rural/Urban Population   Towns and Villages by Population Size   Sex Ratio (Total & 0-6 Years)   Religious Population   Social Population   Literacy Rate	12
	<b>Electoral Features</b>	
5	Important Dates of Last Elections Held   Electors by Gender   Service Electors   Voters   Voters Turnout   Polling Stations & Average Number of Electors per Polling Station   Electors by Age Group   Present Elected Representatives	13-18
	<b>Historical Summary Election Results</b>	
6	Vote Share of Major Parties   Winning Margin (Number & Percentage)   Polarity of Parties   Summary Result of Assembly Segment of Parliamentary Elections 2024, 2019, 2014 and 2009   Summary Result of Assembly Elections 2024, 2019, 2014 and 2009	19-28
	<b>Polling Station Level Election Results</b>	
7	Name and Number of Polling Station 2024-PE, 2024-AE, 2019-PE, 2019-AE, 2014-PE, 2014-AE and 2009-PE   Polling Station-wise Electors, Voters & Voters Turnout 2024-PE, 2024-AE, 2019-PE, 2019-AE, 2014-PE, 2014-AE and 2009-PE   Polling Station wise Elections Results 2024-PE, 2024-AE, 2019-PE, 2019-AE, 2014-PE, 2014-AE and 2009-PE	29-162
	<b>Share of Assembly Constituency</b>	
8	Share of Assembly Constituency - (Vidhan Sabha) in State, District and Parliamentary Constituency - (Lok Sabha)	163
9	<b>Abbreviation &amp; Sources</b>	166-167
10	<b>Disclaimer</b>	169

## Location & Political Map

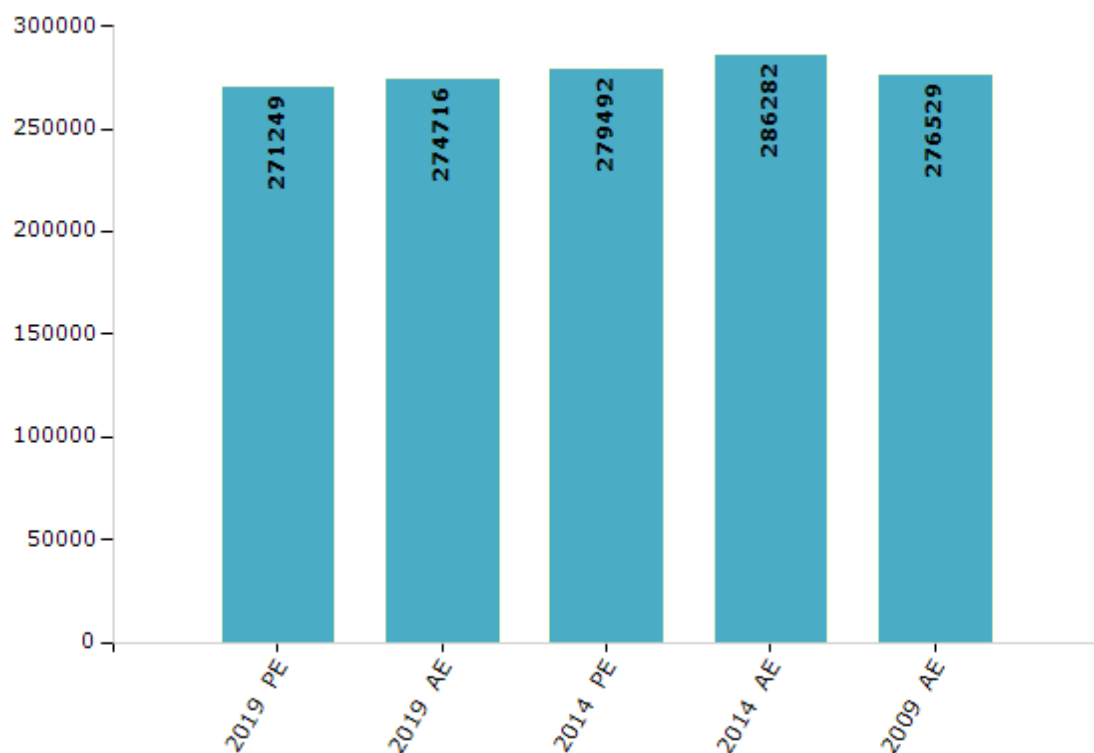


## Electoral Features

### Electors by Male & Female

Year	Male	Female	Others	Total	Year	Male	Female	Others	Total
2019 PE	147217	124028	4	271249	1999 AE	-	-	-	-
2019 AE	148955	125757	4	274716	1995 AE	-	-	-	-
2014 PE	154406	125086	0	279492	1990 AE	-	-	-	-
2014 AE	157896	128386	0	286282	1985 AE	-	-	-	-
2009 PE	-	-	-	-	1980 AE	-	-	-	-
2009 AE	154166	122363	-	276529	1978 AE	-	-	-	-
2004 PE	-	-	-	-	1972 AE	-	-	-	-
2004 AE	-	-	-	-	1967 AE	-	-	-	-
1999 PE	-	-	-	-	1962 AE	-	-	-	-

Number of Electors



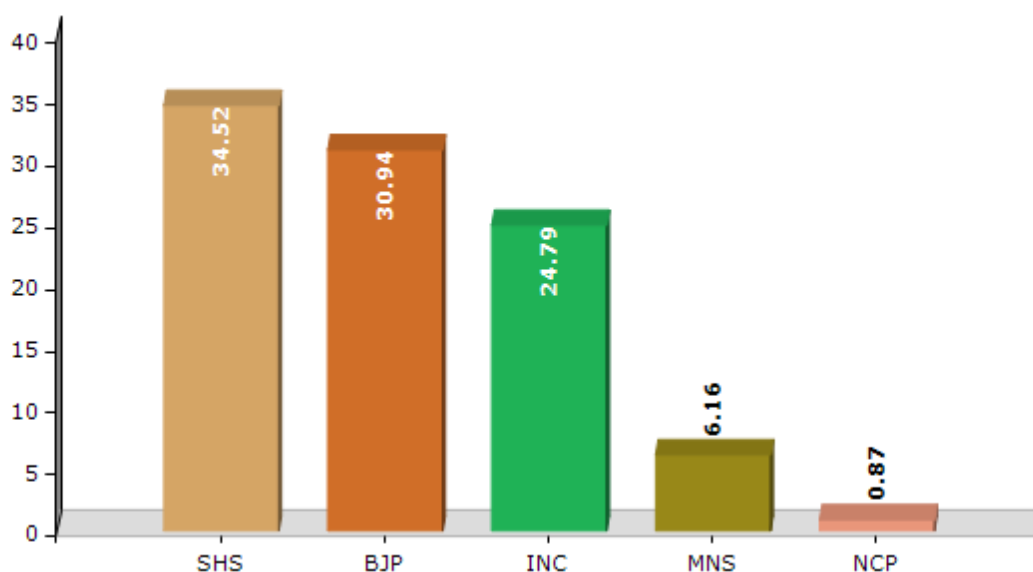
**Note :** AE : Assembly Election, PE : Assembly Segment of Parliamentary Election

## Historical Summary Election Results

### Summary Result of Assembly Election - 2014

Candidate Name	Party	Votes	Votes %
Ramesh Latke	SHS	52817	34.52
Sunil Lalanprasad Yadav	BJP	47338	30.94
Suresh Shetty	INC	37929	24.79
Dalvi Sandeep Sitaram	MNS	9420	6.16
Akhilesh Singh	NCP	1327	0.87
Rahul Yuvraj Kamble	BSP	1065	0.7
Abu Salim Arulhak Shaikh	RUC	423	0.28
Dhananjay Sanjay Bavir	BMUP	333	0.22
Nitin H Khare	IND	228	0.15
Pahalsingh Dhansingh Auji	IND	208	0.14
Prabhakar Tarapada Sadhu	IND	147	0.1
Manish Prakash Raut	BVA	136	0.09
	NOTA	1632	1.07

Votes Percentage of Top Parties - 2014





## Polling Station Level Election Results

### Number and Name of Polling Stations (PS) (2019 AE)

Number of Polling Stations	Name of Polling Stations	Number of Polling Stations	Name of Polling Stations
1	Passpoli Municipal Marathi School Nitty Gr. Floor	22	Satya Sai Vidya Niketan, Gr. Floor Room NO. 2
2	Passpoli Municipal Marathi School Nitty Gr. Floor	23	Satya Sai Vidya Niketan, Ground Floor Room NO. 3
3	Passpoli Municipal Marathi School Nitty 1st Floor	24	St. Arnold High School Gr. Floor Room No. 1
4	Passpoli Municipal Marathi School Nitty 1st Floor	25	Satya Sai Vidya Niketan , First Floor Room NO. 1
5	Milind Vidyalay Room No. 1	26	Satya Sai Vidya Niketan , Ist Floor Room NO. 2
6	Milind Vidyalay, Room No. 2.	27	St. Arnold High School Gr. Floor Room No. 2
7	Milind Vidyalay , Room No. 3	28	St. Arnold High School Gr. Floor Room No. 3
8	Milind Vidyalay, Room No. 4	29	Satya Sai Vidya Niketan 1st Floor Room NO. 3
9	Milind Vidyalay , Room No. 5	30	St. Arnold High School Gr. Floor Room No. 4
10	Milind Vidyalay , Room No. 6	31	St. Arnold High School Gr. Floor Room No. 5
11	Milind Vidyalay , Room No. 7	32	St. Arnold High School First Floor Room No.1
12	Municipal School, Paspoli, Near Ambedkar Udyan, Gr	33	St. Arnold High School Ist. Floor Room No. 2
13	Milind Vidyalay, Room No. 8	34	R.C. Maruti School , Gr. Floor Room No. 1
14	Milind Vidyalay, Room No. 9	35	R.C. Maruti School, Gr. Floor Room No. 2
15	Municipal School, Paspoli, Near Ambedkar Udyan, Gr	36	R.C. Maruti School , Gr. Floor Room No. 3
16	Municipal School, Paspoli, Near Ambedkar Udyan, Gr	37	R.C. Maruti School , Gr. Floor Room No. 4
17	Municipal School, Paspoli, Near Ambedkar Udyan, Gr	38	R.C. Maruti School , Gr. Floor Room No. 5
18	Municipal School, Paspoli, Near Ambedkar Udyan, Gr	39	R.C. Maruti School, Gr. Floor Room No. 6
19	Municipal School, Paspoli, Near Ambedkar Udyan, Gr	40	R.C. Maruti School , Gr. Floor Room No. 7
20	Samruddhi Venture Park ,Parking Stilt A	41	Samruddhi Venture Park, Parking Stilt B
21	Satya Sai Vidya Niketan , Gr. Floor Room NO. 1	42	Samruddhi Venture Park , Parking Stilt C

Contd....



## Polling Station Level Election Results

### Polling Station-wise Votes Secured by Overall Top Five Parties in Andheri East Assembly in Assembly Election (AE) under Mumbai North-West Parliamentary Constituency in Maharashtra (2019)

Number of Polling Station	Winner - Ramesh Latke (SHS)	Runner-up - Murji Patel (Kaka) (IND)	3rd - Amin Jagdish Kutty (INC)	4th - Sharad Sopan Yetam (VBA)	5th - Adv. Rahul Kamble (BSP)	NOTA	Other	Total Votes Secured
36	73	221	32	11	3	9	4	353
37	99	544	75	14	8	12	3	755
38	141	343	72	31	8	6	5	606
39	154	471	97	18	5	17	7	769
40	156	388	136	10	4	18	6	718
41	127	264	100	46	5	11	5	558
42	153	247	93	108	10	8	5	624
43	301	346	111	95	22	22	45	942
44	139	253	114	74	19	14	8	621
45	76	101	23	10	3	11	2	226
46	164	163	104	20	4	11	21	487
47	157	204	103	46	7	7	28	552
48	155	328	70	2	1	12	7	575
49	154	403	74	16	3	17	25	692
50	127	360	93	24	4	15	33	656
51	194	135	190	124	10	21	7	681
52	306	63	159	11	4	33	3	579
53	268	44	237	1	1	29	1	581
54	175	109	191	2	3	21	2	503
55	207	66	37	19	2	15	5	351
56	286	38	56	26	1	16	4	427
57	257	159	115	10	2	14	1	558
58	199	31	165	3	1	21	0	420
59	191	23	260	0	0	13	1	488
60	263	34	239	3	5	20	1	565
61	176	100	272	8	3	18	1	578
62	263	71	373	18	2	26	3	756
63	170	55	237	4	2	20	1	489
64	236	83	184	2	3	30	2	540
65	125	54	187	5	4	25	0	400
66	182	166	36	0	2	7	1	394
67	378	93	222	5	7	33	1	739
68	211	36	151	2	5	35	3	443
69	203	76	158	9	2	11	1	460
70	152	21	134	1	1	19	3	331

Contd....

## Polling Station Level Election Results

**Winner, Runner-up and 3rd Party Position & Winning Margin According to Polling Stations in Andheri East Assembly in Assembly Election (AE) under Mumbai North-West Parliamentary Constituency in Maharashtra (2019)**

Polling Station Number	Winner Party	Winner Votes (%)	Runner-up Party	Runner-up Votes (%)	Winning Margin Votes (%)	Third Party	Third Party Votes (%)	Other Votes (%)
71	SHS	269 (44.46)	INC	184 (30.41)	85 (14.05)	IND (MP)	126 (20.83)	26 (4.3)
72	SHS	193 (37.33)	INC	176 (34.04)	17 (3.29)	IND (MP)	99 (19.15)	49 (9.48)
73	SHS	228 (38.58)	INC	197 (33.33)	31 (5.25)	IND (MP)	137 (23.18)	29 (4.91)
74	SHS	263 (38.51)	IND (MP)	241 (35.29)	22 (3.22)	INC	157 (22.99)	22 (3.22)
75	SHS	186 (36.98)	IND (MP)	184 (36.58)	2 (0.4)	INC	76 (15.11)	57 (11.33)
76	SHS	257 (49.42)	IND (MP)	146 (28.08)	111 (21.34)	INC	80 (15.38)	37 (7.12)
77	SHS	331 (38.09)	IND (MP)	279 (32.11)	52 (5.98)	INC	189 (21.75)	70 (8.06)
78	IND (MP)	311 (45.27)	SHS	216 (31.44)	95 (13.83)	INC	127 (18.49)	33 (4.8)
79	SHS	265 (42.81)	IND (MP)	242 (39.1)	23 (3.71)	INC	81 (13.09)	31 (5.01)
80	INC	188 (47.12)	IND (MP)	98 (24.56)	90 (22.56)	SHS	94 (23.56)	19 (4.76)
81	SHS	252 (59.86)	INC	76 (18.05)	176 (41.81)	IND (MP)	63 (14.96)	30 (7.13)
82	SHS	433 (51.3)	IND (MP)	188 (22.27)	245 (29.03)	INC	184 (21.8)	39 (4.62)
83	INC	233 (40.59)	SHS	200 (34.84)	33 (5.75)	IND (MP)	121 (21.08)	20 (3.48)
84	SHS	247 (44.83)	INC	141 (25.59)	106 (19.24)	IND (MP)	105 (19.06)	58 (10.53)
85	INC	270 (69.41)	SHS	75 (19.28)	195 (50.13)	IND (MP)	31 (7.97)	13 (3.34)
86	SHS	394 (56.85)	IND (MP)	134 (19.34)	260 (37.51)	INC	118 (17.03)	47 (6.78)
87	INC	474 (72.04)	SHS	131 (19.91)	343 (52.13)	IND (MP)	37 (5.62)	16 (2.43)
88	SHS	265 (35.71)	INC	212 (28.57)	53 (7.14)	VBA	175 (23.58)	90 (12.13)
89	INC	347 (62.64)	SHS	144 (25.99)	203 (36.65)	IND (MP)	30 (5.42)	33 (5.96)
90	INC	236 (67.62)	SHS	84 (24.07)	152 (43.55)	IND (MP)	10 (2.87)	19 (5.44)
91	INC	236 (64.84)	SHS	77 (21.15)	159 (43.69)	IND (MP)	27 (7.42)	24 (6.59)
92	INC	273 (54.93)	IND (MP)	105 (21.13)	168 (33.8)	SHS	98 (19.72)	21 (4.23)
93	INC	184 (42.2)	SHS	172 (39.45)	12 (2.75)	IND (MP)	58 (13.3)	22 (5.05)
94	INC	171 (44.3)	SHS	105 (27.2)	66 (17.1)	IND (MP)	90 (23.32)	20 (5.18)
95	IND (MP)	251 (39.84)	SHS	214 (33.97)	37 (5.87)	INC	120 (19.05)	45 (7.14)
96	IND (MP)	296 (34.22)	INC	230 (26.59)	66 (7.63)	SHS	218 (25.2)	121 (13.99)
97	SHS	291 (35.71)	IND (MP)	218 (26.75)	73 (8.96)	INC	201 (24.66)	105 (12.88)
98	IND (MP)	238 (43.59)	SHS	142 (26.01)	96 (17.58)	INC	93 (17.03)	73 (13.37)
98A	IND (MP)	181 (38.03)	SHS	163 (34.24)	18 (3.79)	INC	95 (19.96)	37 (7.77)
99	INC	229 (45.8)	SHS	165 (33)	64 (12.8)	IND (MP)	80 (16)	26 (5.2)
100	INC	234 (46.43)	SHS	187 (37.1)	47 (9.33)	IND (MP)	58 (11.51)	25 (4.96)
101	SHS	347 (55.52)	INC	136 (21.76)	211 (33.76)	IND (MP)	121 (19.36)	21 (3.36)
102	SHS	220 (47.72)	IND (MP)	146 (31.67)	74 (16.05)	INC	72 (15.62)	23 (4.99)
103	SHS	235 (38.97)	INC	171 (28.36)	64 (10.61)	IND (MP)	152 (25.21)	45 (7.46)
104	SHS	211 (35.7)	INC	208 (35.19)	3 (0.51)	IND (MP)	130 (22)	42 (7.11)

Contd....

## DISCLAIMER

The Terms of Use and Disclaimer of Datanet India Private Limited (hereinafter referred to as "Datanet") for use of this analysis report of **Andheri East Assembly Constituency (Andheri East Vidhan Sabha)** :-

1. **Assembly Factbook™** is a Registered Trade Mark owned by Datanet.
2. All the maps are sketched and graphical representation only and have not been drawn to the scale and also not to represent the actual geographical area or boundary of the unit.
3. The data for the aforesaid analysis is based on authentic sources and has been culled from the various publications of Census, CSO and NSSO for district and block level data, various central and state government departments, Central & State Elections Commissions and the concerned Returning Officers' releases, Electoral Rolls, Election results and allied publications, internal assessment, surveys, estimates and analysis. Therefore, certain adjustment of data at micro level may have been done to arrive closer to the macro data.
4. Data have been provided on an "As Is" and "As AVAILABLE" basis
5. The colours shown in the maps or diagram and charts of a particular party, alliance or AC are indicative and do not represent them.
6. This publication which includes maps, sheets, graphs and data would be the property under copyright of Datanet only. The user may use these for its internal study, analysis and research purposes. It's public display, re-selling or any commercial uses by the user are not allowed.
7. Datanet has taken due care and caution in compilation and processing of data and allied information, but does not guarantee the accuracy, adequacy or completeness of any information/analysis and will be not responsible for any errors or omissions or for the results obtained from the use of such information/analysis.
8. All the contents for the publication have been culled from various authentic sources and Datanet reasonably believes such sources to be reliable, but does not make any representations, express or implied as to the accuracy or fitness of use of such information. The information or contents of the information/analysis do not constitute advice and should not be relied upon in making (or refraining from making) any decision. Any reliance placed upon the information provided by Datanet is the sole responsibility and strictly at the user's risk.
9. In no event will Datanet be liable for any damages (including, without limitation, damages for loss of business projects, or loss of profits) arising in contract, tort or otherwise from the use of or inability to use any of its contents, or from any action taken (or refrained from being taken) as a result of using the analysis or any of its contents. Datanet its directors, owners, editors, officials, employees, distributor and agents or any associate will not be liable for any errors in the information contained or any consequences arising from the use of the contents of the provided information/analysis.
10. If any provision of these terms and conditions is held invalid or illegal or unenforceable for any reason by any court of competent jurisdiction, such provision shall be severed and the remainder of provisions of the terms and conditions shall continue in full force and effect as if the Term of Use had been executed with the invalid, illegal or unenforceable provision eliminated.
11. If there are any discrepancies in the information provided, please bring it to attention of Datanet for suitable rectification measures.

**Buy Online This Complete Book At**  
**Datanet India eBooks Store**

[www.indiastatpublications.com](http://www.indiastatpublications.com)

or go directly at

[http://www.indiastatpublications.com/  
Assembly\\_factbook/Maharashtra/Mumbai\\_North-West/  
Andheri\\_East](http://www.indiastatpublications.com/Assembly_factbook/Maharashtra/Mumbai_North-West/Andheri_East)

 **indiastat**elections

