



Maharashtra

Assembly Factbook™

Andheri West Assembly Constituency

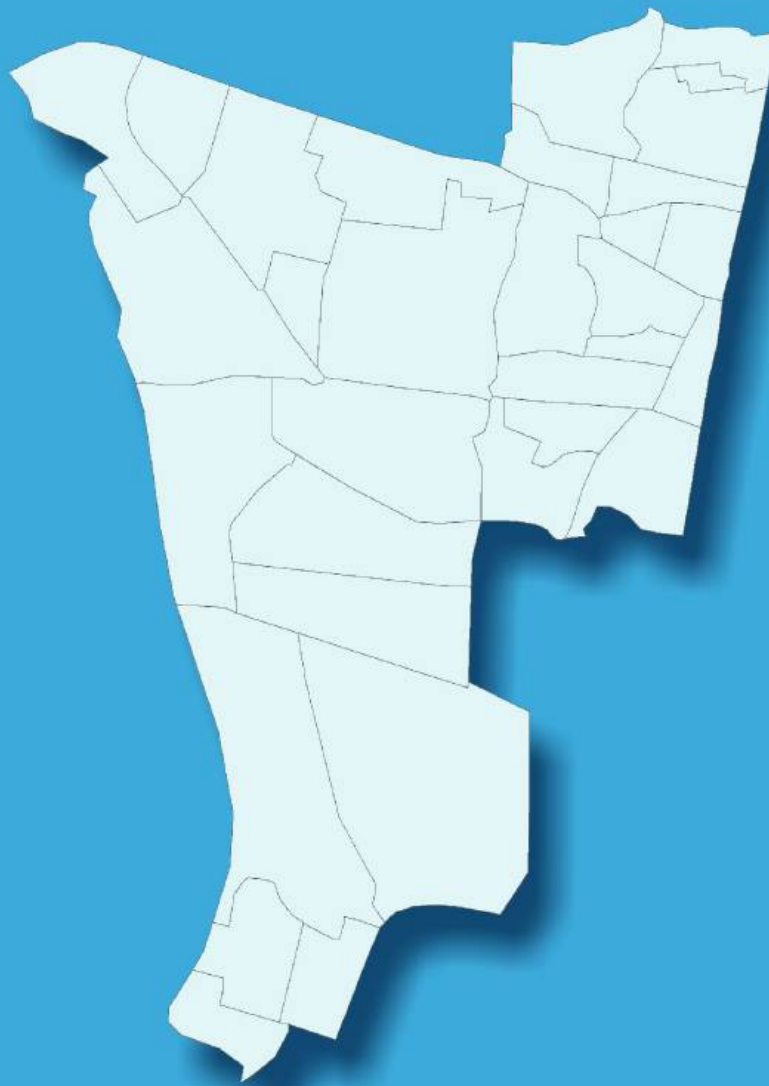


Key Electoral Data of Andheri West
Assembly Constituency (Vidhan Sabha)

Maharashtra

Assembly Factbook™

Andheri West Assembly Constituency



Andheri West Vidhan Sabha

Editor & Director

Dr. R.K. Thukral

Research Editor

Dr. Shafeeq Rahman

Compiled, Researched and Published by Datanet India Pvt. Ltd.

D-100, 1st Floor,

Okhla Industrial Area, Phase-I,
New Delhi- 110020.

Ph.: 91-11- 43580781-84

Email : support@indiastatpublications.com

Website : www.indiastatelections.com

Online Book Store :

www.indiastatpublications.com

Report No. : AFB/MH-165-0123

ISBN : 978-93-5293-165-1

First Edition : January, 2018

Sixth Updated Edition : January, 2023

Price : Rs.11500/-

US\$ 310

© Datanet India Pvt. Ltd.

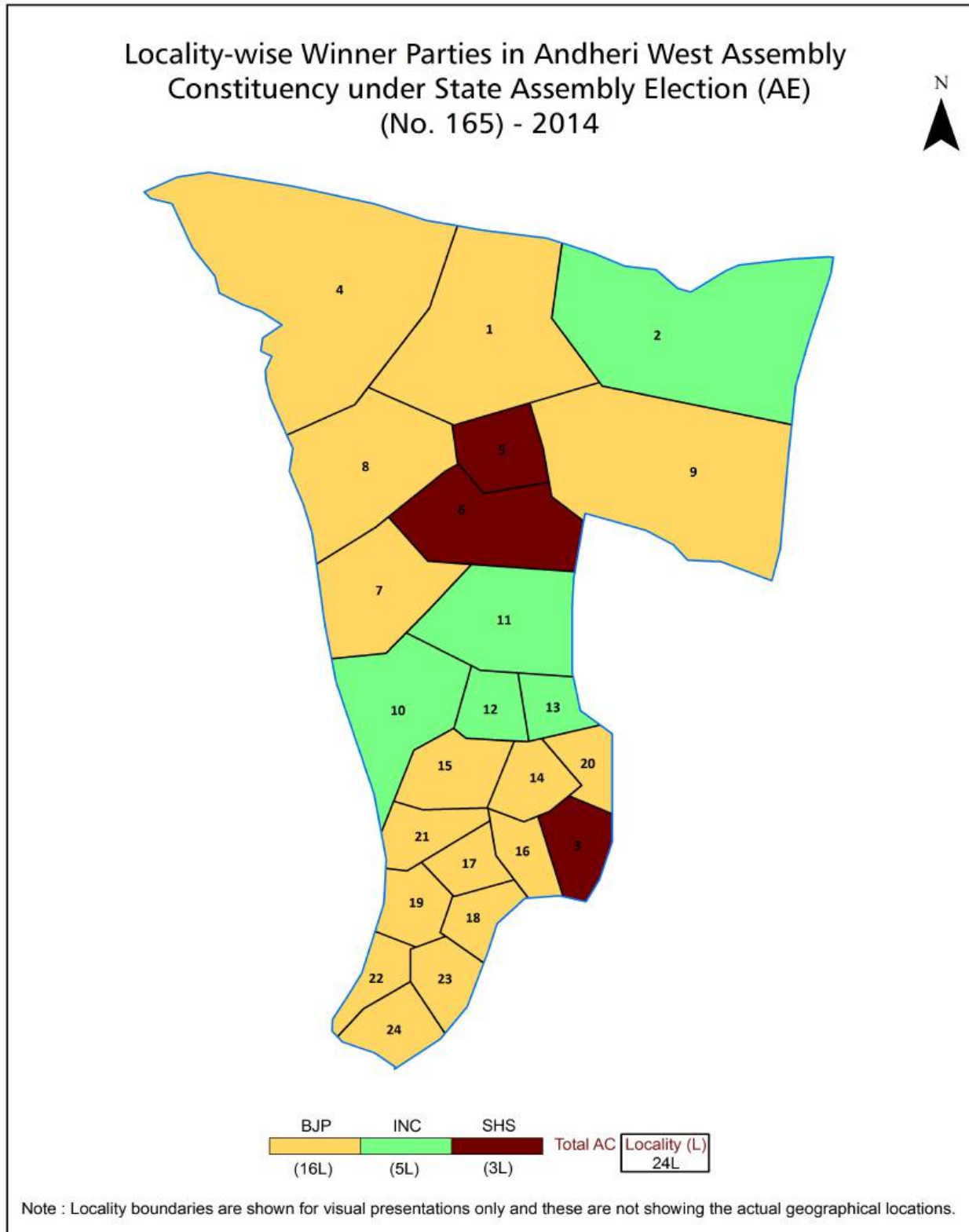
All rights reserved. No part of this book may be reproduced, stored in a retrieval system or transmitted in any form or by any means, mechanical photocopying, photographing, scanning, recording or otherwise without the prior written permission of the publisher. Please refer to Disclaimer at page no. 160 for the use of this publication.

Printed in India

Contents

No.	Particulars	Page No.
	Introduction	
1	Assembly Constituency - (Vidhan Sabha) at a Glance Features of Assembly as per Delimitation Commission of India (2008)	1-2
	Location and Political Maps	
2	Location Map Boundaries of Assembly Constituency - (Vidhan Sabha) in District Boundaries of Assembly Constituency under Parliamentary Constituency - (Lok Sabha) Locality-wise Winner Parties- 2019-PE, 2019-AE, 2014-PE and 2014-AE	3-10
	Administrative Setup (2011)	
3	District Sub-district Towns Villages Inhabited Villages Uninhabited Villages Village Panchayat Intermediate Panchayat	11
	Demographics (2011)	
4	Population Households Rural/Urban Population Sex Ratio (Total & 0-6 Years) Religious Population Social Population Literacy Rate	12
	Electoral Features	
5	Important Dates of Last Elections Held Electors by Gender Service Electors Voters Voters Turnout Polling Stations & Average Number of Electors per Polling Station Electors by Age Group Present Elected Representatives	13-18
	Historical Summary Election Results	
6	Vote Share of Major Parties Winning Margin (Number & Percentage) Polarity of Parties Summary Result of Assembly Segment of Parliamentary Elections 2019, 2014 and 2009 Summary Result of Assembly Elections 2019, 2014 and 2009	19-28
	Polling Station Level Election Results	
7	Name and Number of Polling Station 2019-PE, 2019-AE, 2014-PE and 2014-AE Polling Station-wise Electors, Voters & Voters Turnout 2019-PE, 2019-AE, 2014-PE and 2014-AE Polling Station wise Elections Results 2019-PE, 2019-AE, 2014-PE and 2014-AE	29-153
	Share of Assembly Constituency	
8	Share of Assembly Constituency - (Vidhan Sabha) in State, District and Parliamentary Constituency - (Lok Sabha)	154
9	Abbreviation & Sources	157-158
10	Disclaimer	160

Location & Political Map

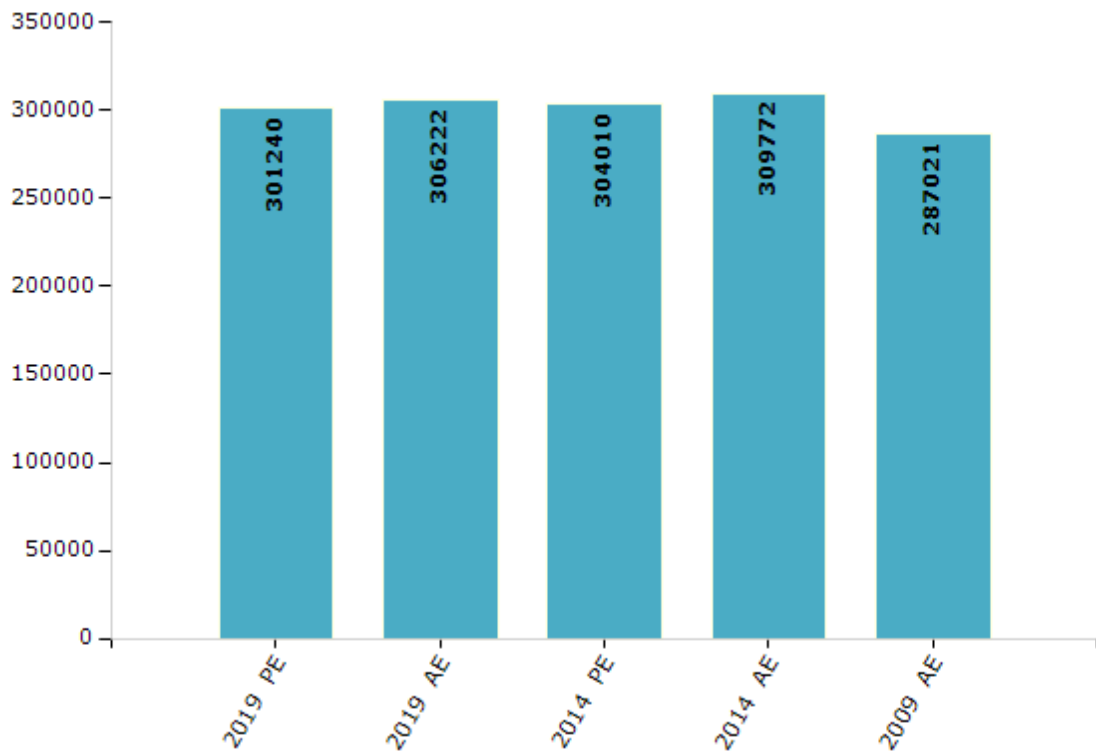


Electoral Features

Electors by Male & Female

Year	Male	Female	Others	Total	Year	Male	Female	Others	Total
2019 PE	158758	142477	5	301240	1999 AE	-	-	-	-
2019 AE	161196	145020	6	306222	1995 AE	-	-	-	-
2014 PE	162325	141685	0	304010	1990 AE	-	-	-	-
2014 AE	165237	144535	0	309772	1985 AE	-	-	-	-
2009 PE	-	-	-	-	1980 AE	-	-	-	-
2009 AE	153231	133790	-	287021	1978 AE	-	-	-	-
2004 PE	-	-	-	-	1972 AE	-	-	-	-
2004 AE	-	-	-	-	1967 AE	-	-	-	-
1999 PE	-	-	-	-	1962 AE	-	-	-	-

Number of Electors



Note : AE : Assembly Election, PE : Assembly Segment of Parliamentary Election

Historical Summary Election Results

Summary Result of Assembly Election - 2014

Candidate Name	Party	Votes	Votes %
Ameet Bhaskar Satam	BJP	59022	41.07
Ashok Bhau Jadhav	INC	34982	24.34
Jaywant Mahadev Parab	SHS	26721	18.6
Raiees Lashkaria	MNS	12970	9.03
M. A. Hussain	AIMIM	3821	2.66
Narayan Bhai	CPM	2138	1.49
Alpana Dipak Painter	NCP	904	0.63
Kapil Chintaman Bansode	BSP	410	0.29
Mahin M. Shaikh	IND	323	0.22
Shahabuddin Khan	JD(U)	252	0.18
Ummidul Haq Khan	IND	203	0.14
Korgaonkar Prasad Pradeep	BVA	164	0.11
Sameer Krishnlal Hans	RAPa	118	0.08
Prakash Mohan Kamble	AIKC	113	0.08
Tasleem Khan	AwVP	88	0.06
	NOTA	1467	1.02

Polling Station Level Election Results

Number and Name of Polling Stations (PS) (2019 AE)

Number of Polling Stations	Name of Polling Stations	Number of Polling Stations	Name of Polling Stations
1	Mandap-A- Ravji Garden Open space Near Shagufa Ap	22	M.V.Mamaldas Swami Muktanand High School Gr. Floor
2	Mandap-B- Ravji Garden Open space Near Shagufa Ap	23	M.V.Mamaldas Swami Muktanand High School Gr. Floor
3	Mancherji Nauroji Banaji Industrial Home for the B	24	M.V.Mamaldals Swami Muktanand High School Gr. Floo
4	Partition- A Mancherji Nauroji Banaji Industrial H	25	M.V.Mamaldas Swami Muktanand High School Gr. Floor
5	Partition-B Mancherji Nauroji Banaji Industrial Ho	26	St. Blases High School Gr. Floor, Std. 8th A Class
6	Mandap -A Mancherji Nauroji Banaji Industrial Home	27	St. Blases High School Gr. Floor , Std. 5thB Class
7	Faruq Boys High School GR. Floor R.No.1	28	St. Blases High School Gr. Floor ,Std. 5th D Class
8	Faruq Boys High School GR. Floor R.No.2	29	St. Blases High School Gr. Floor, Std.5th C Class
9	Faruq Boys High School GR. Floor R.No.3	30	St. Blases High School Gr. Floor, Std. 5thA Class
10	Farukh Boys High school first Floor Room no 9	31	St. Blases High School Gr. Floor, Std. 8thB Class
11	Faruq Boys High School 1st Floor R.No.1	32	Bombay Cambridge School, 1st Floor R.No.105
12	Mhatar Pada Mun. Marathi School, Gr Floor, R.No.2	33	Bombay Cambridge School 1st Floor R.No.106
13	Mhatar Pada Mun. Marathi School, Gr Floor, R.No.3	34	Partition-1, Bombay Cambridge School,Gr. Floor Par
14	Mhatar Pada Mun. Marathi School, Gr Floor, R.No.4	35	Mandap-A, Bombay Cambridge School , Gr. floor, Pa
15	Mhatar Pada Mun. Marathi School, Gr Floor, R.No.5	36	Partition - 2 , Bombay Cambridge School ,Gr. floo
16	Mhatar Pada Mun. Marathi School, Gr. Floor R.No.6	37	Mandap-B, Bombay Cambridge School ,Gr. floor Parki
17	Mandap-A Mhatar Pada Mun. Marathi School, front op	38	Bharatiya Vidya Bhavan A.H. Wadia High School Gr.
18	Mandap-B Mhatar Pada Mun. Marathi School, front op	39	Bharatiya Vidya Bhavan A.H. Wadia High School Gr.
19	M.V.Mamaldas Swami Muktanand High School Gr. Floor	40	Bharatiya Vidya Bhavan A.H. Wadia High School Gr.
20	M.V.Mamaldas Swami Muktanand High School Gr. Floor	41	Bharatiya Vidya Bhavan A. H. Wadia High School Gr.
21	M.V.Mamaldas Swami Muktanand High School Gr. Floor	42	Bharatiya Vidya Bhavan A. H. Wadia High School fir

Contd....

Polling Station Level Election Results

Polling Station-wise Votes Secured by Overall Top Five Parties in Andheri West Assembly in Assembly Election (AE) under Mumbai North-West Parliamentary Constituency in Maharashtra (2019)

Number of Polling Station	Winner - Ameet Bhaskar Satam (BJP)	Runner-up - Ashok Bhau Jadhav (INC)	3rd - Arif Moinuddin Shaikh (AIMIM)	4th - Kishor Vishnu Rane (MNS)	5th - Narayanan Keshav Kidappil (CPM)	NOTA	Other	Total Votes Secured
36	324	180	0	64	8	29	8	613
37	236	205	1	86	9	16	1	554
38	138	43	3	4	2	12	6	208
39	375	90	0	22	5	10	22	524
40	177	59	1	36	6	5	6	290
41	217	72	0	30	4	8	11	342
42	150	64	1	31	1	7	11	265
43	180	110	0	18	6	12	5	331
44	177	82	0	38	5	8	12	322
45	207	292	9	51	19	13	17	608
46	225	258	3	92	16	7	35	636
47	174	253	2	56	21	6	12	524
48	165	34	0	2	2	6	4	213
49	185	59	1	19	5	12	3	284
50	121	109	17	27	5	5	2	286
51	218	160	10	31	10	9	3	441
52	148	164	3	32	14	5	3	369
53	199	188	5	54	8	12	5	471
54	222	180	0	74	5	8	12	501
55	128	99	0	37	4	10	6	284
56	194	107	3	54	5	9	10	382
57	189	37	0	4	4	5	2	241
58	129	173	8	19	16	4	6	355
59	197	147	19	21	16	13	3	416
60	94	111	11	9	3	2	1	231
61	260	210	16	62	18	1	11	578
62	182	200	27	21	18	4	2	454
63	292	65	1	20	4	16	3	401
64	248	136	1	42	3	17	3	450
65	259	268	3	31	6	16	8	591
66	173	269	19	41	5	13	13	533
67	86	118	11	16	1	6	0	238
68	187	38	1	1	3	4	1	235
69	166	165	11	27	11	11	5	396
70	259	79	1	28	2	33	1	403

Contd....

Polling Station Level Election Results

Winner, Runner-up and 3rd Party Position & Winning Margin According to Polling Stations in Andheri West Assembly in Assembly Election (AE) under Mumbai North-West Parliamentary Constituency in Maharashtra (2019)

Polling Station Number	Winner Party	Winner Votes (%)	Runner-up Party	Runner-up Votes (%)	Winning Margin Votes (%)	Third Party	Third Party Votes (%)	Other Votes (%)
71	BJP	291 (45.12)	INC	238 (36.9)	53 (8.22)	MNS	81 (12.56)	35 (5.43)
72	INC	340 (55.11)	BJP	190 (30.79)	150 (24.32)	MNS	62 (10.05)	25 (4.05)
73	BJP	179 (72.47)	INC	59 (23.89)	120 (48.58)	CPM	3 (1.21)	6 (2.43)
74	BJP	186 (47.69)	INC	169 (43.33)	17 (4.36)	MNS	16 (4.1)	19 (4.87)
75	BJP	233 (69.97)	INC	87 (26.13)	146 (43.84)	MNS	4 (1.2)	9 (2.7)
76	BJP	293 (66.14)	INC	130 (29.35)	163 (36.79)	MNS	6 (1.35)	14 (3.16)
77	BJP	294 (61.76)	INC	138 (28.99)	156 (32.77)	MNS	22 (4.62)	22 (4.62)
78	BJP	338 (72.22)	INC	104 (22.22)	234 (50)	MNS	10 (2.14)	16 (3.42)
79	BJP	250 (65.96)	INC	116 (30.61)	134 (35.35)	MNS	4 (1.06)	9 (2.37)
80	BJP	241 (66.76)	INC	94 (26.04)	147 (40.72)	MNS	8 (2.22)	18 (4.99)
81	BJP	234 (65.73)	INC	97 (27.25)	137 (38.48)	MNS	6 (1.69)	19 (5.34)
82	BJP	217 (63.64)	INC	95 (27.86)	122 (35.78)	MNS	9 (2.64)	20 (5.87)
83	BJP	233 (63.49)	INC	97 (26.43)	136 (37.06)	MNS	14 (3.81)	23 (6.27)
84	BJP	243 (73.64)	INC	68 (20.61)	175 (53.03)	MNS	3 (0.91)	16 (4.85)
85	BJP	186 (72.37)	INC	61 (23.74)	125 (48.63)	CPM	3 (1.17)	7 (2.72)
86	BJP	133 (67.86)	INC	52 (26.53)	81 (41.33)	CPM	2 (1.02)	9 (4.59)
87	BJP	183 (72.33)	INC	56 (22.13)	127 (50.2)	MNS	2 (0.79)	12 (4.74)
88	BJP	374 (74.35)	INC	86 (17.1)	288 (57.25)	MNS	14 (2.78)	29 (5.77)
89	BJP	256 (61.84)	INC	119 (28.74)	137 (33.1)	MNS	14 (3.38)	25 (6.04)
90	BJP	404 (65.69)	INC	162 (26.34)	242 (39.35)	MNS	14 (2.28)	35 (5.69)
91	BJP	332 (72.65)	INC	95 (20.79)	237 (51.86)	MNS	7 (1.53)	23 (5.03)
92	BJP	224 (69.78)	INC	78 (24.3)	146 (45.48)	MNS	4 (1.25)	15 (4.67)
93	BJP	174 (57.43)	INC	95 (31.35)	79 (26.08)	MNS	12 (3.96)	22 (7.26)
94	BJP	96 (43.64)	INC	95 (43.18)	1 (0.46)	MNS	15 (6.82)	14 (6.36)
95	BJP	344 (69.22)	INC	119 (23.94)	225 (45.28)	MNS	6 (1.21)	28 (5.63)
96	BJP	213 (58.36)	INC	125 (34.25)	88 (24.11)	MNS	4 (1.1)	23 (6.3)
97	BJP	265 (64.01)	INC	122 (29.47)	143 (34.54)	MNS	10 (2.42)	17 (4.11)
98	BJP	204 (58.12)	INC	115 (32.76)	89 (25.36)	MNS	10 (2.85)	22 (6.27)
99	BJP	198 (58.24)	INC	115 (33.82)	83 (24.42)	MNS	5 (1.47)	22 (6.47)
100	BJP	133 (46.34)	INC	105 (36.59)	28 (9.75)	AIMIM	32 (11.15)	17 (5.92)
101	INC	175 (39.15)	BJP	169 (37.81)	6 (1.34)	AIMIM	43 (9.62)	60 (13.42)
102	BJP	382 (63.56)	INC	134 (22.3)	248 (41.26)	MNS	45 (7.49)	40 (6.66)
103	BJP	351 (69.09)	INC	86 (16.93)	265 (52.16)	MNS	42 (8.27)	29 (5.71)
104	BJP	370 (78.89)	INC	73 (15.57)	297 (63.32)	MNS	11 (2.35)	15 (3.2)
105	BJP	427 (67.56)	INC	127 (20.09)	300 (47.47)	MNS	57 (9.02)	21 (3.32)

Contd....

DISCLAIMER

The Terms of Use and Disclaimer of Datanet India Private Limited (hereinafter referred to as "Datanet") for use of this analysis report of **Andheri West Assembly Constituency (Andheri West Vidhan Sabha)** :-

1. **Assembly Factbook™** is a Registered Trade Mark owned by Datanet.
2. All the maps are sketched and graphical representation only and have not been drawn to the scale and also not to represent the actual geographical area or boundary of the unit.
3. The data for the aforesaid analysis is based on authentic sources and has been culled from the various publications of Census, CSO and NSSO for district and block level data, various central and state government departments, Central & State Elections Commissions and the concerned Returning Officers' releases, Electoral Rolls, Election results and allied publications, internal assessment, surveys, estimates and analysis. Therefore, certain adjustment of data at micro level may have been done to arrive closer to the macro data.
4. Data have been provided on an "As Is" and "As AVAILABLE" basis
5. The colours shown in the maps or diagram and charts of a particular party, alliance or AC are indicative and do not represent them.
6. This publication which includes maps, sheets, graphs and data would be the property under copyright of Datanet only. The user may use these for its internal study, analysis and research purposes. It's public display, re-selling or any commercial uses by the user are not allowed.
7. Datanet has taken due care and caution in compilation and processing of data and allied information, but does not guarantee the accuracy, adequacy or completeness of any information/analysis and will be not responsible for any errors or omissions or for the results obtained from the use of such information/analysis.
8. All the contents for the publication have been culled from various authentic sources and Datanet reasonably believes such sources to be reliable, but does not make any representations, express or implied as to the accuracy or fitness of use of such information. The information or contents of the information/analysis do not constitute advice and should not be relied upon in making (or refraining from making) any decision. Any reliance placed upon the information provided by Datanet is the sole responsibility and strictly at the user's risk.
9. In no event will Datanet be liable for any damages (including, without limitation, damages for loss of business projects, or loss of profits) arising in contract, tort or otherwise from the use of or inability to use any of its contents, or from any action taken (or refrained from being taken) as a result of using the analysis or any of its contents. Datanet its directors, owners, editors, officials, employees, distributor and agents or any associate will not be liable for any errors in the information contained or any consequences arising from the use of the contents of the provided information/analysis.
10. If any provision of these terms and conditions is held invalid or illegal or unenforceable for any reason by any court of competent jurisdiction, such provision shall be severed and the remainder of provisions of the terms and conditions shall continue in full force and effect as if the Term of Use had been executed with the invalid, illegal or unenforceable provision eliminated.
11. If there are any discrepancies in the information provided, please bring it to attention of Datanet for suitable rectification measures.

**Buy Online This Complete Book At
Datanet India eBooks Store**

www.indiastatpublications.com

or go directly at

[http://www.indiastatpublications.com/
Assembly_factbook/Maharashtra/Mumbai_North-West/
Andheri_West](http://www.indiastatpublications.com/Assembly_factbook/Maharashtra/Mumbai_North-West/Andheri_West)

 **india**stat**elections**

ISBN : 978-93-5293-165-1



9 789352 931651