



Maharashtra

# Assembly Factbook™

Versova Assembly Constituency



Key Electoral Data of Versova  
Assembly Constituency (Vidhan Sabha)

Maharashtra

# Assembly Factbook™

Versova Assembly Constituency



Versova Vidhan Sabha

## **Editor & Director**

Dr. R.K. Thukral

## **Research Editor**

Dr. Shafeeq Rahman

## **Compiled, Researched and Published by Datanet India Pvt. Ltd.**

D-100, 1st Floor,

Okhla Industrial Area, Phase-I,  
New Delhi- 110020.

Ph.: 91-11- 43580781-84

Email : support@indiastatpublications.com

Website : www.indiastatelections.com

## **Online Book Store :**

www.indiastatpublications.com

**Report No. :** AFB/MH-164-0123

**ISBN :** 978-93-5293-372-3

**First Edition :** January, 2018

**Sixth Updated Edition :** January, 2023

**Price :** Rs.11500/-

US\$ 310

**© Datanet India Pvt. Ltd.**

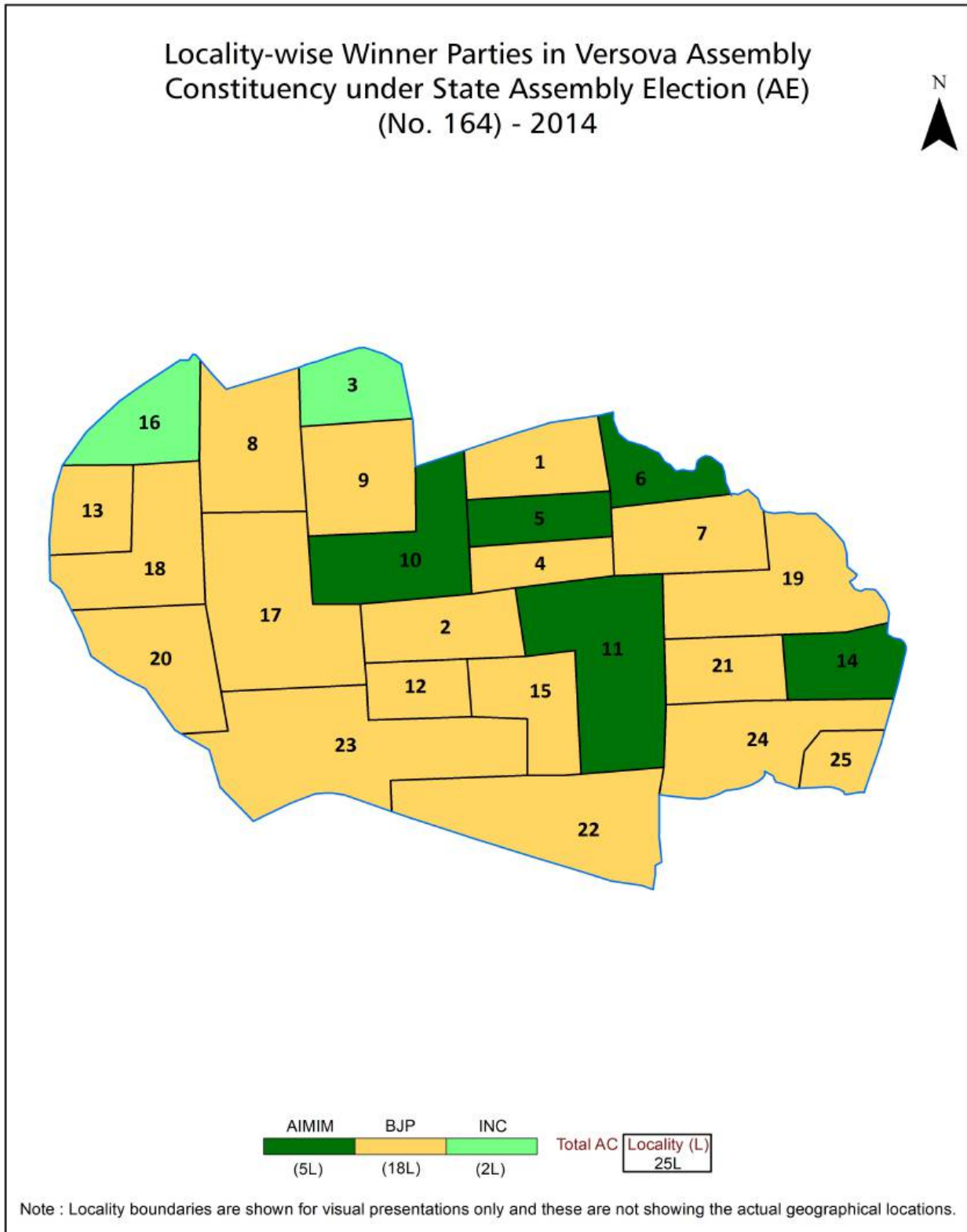
All rights reserved. No part of this book may be reproduced, stored in a retrieval system or transmitted in any form or by any means, mechanical photocopying, photographing, scanning, recording or otherwise without the prior written permission of the publisher. Please refer to Disclaimer at page no. 180 for the use of this publication.

Printed in India

## Contents

No.	Particulars	Page No.
	<b>Introduction</b>	
1	Assembly Constituency - (Vidhan Sabha) at a Glance   Features of Assembly as per Delimitation Commission of India (2008)	1-2
	<b>Location and Political Maps</b>	
2	Location Map   Boundaries of Assembly Constituency - (Vidhan Sabha) in District   Boundaries of Assembly Constituency under Parliamentary Constituency - (Lok Sabha)   Locality-wise Winner Parties- 2019-PE, 2019-AE, 2014-PE, 2014-AE and 2009-PE	3-10
	<b>Administrative Setup (2011)</b>	
3	District   Sub-district   Towns   Villages   Inhabited Villages   Uninhabited Villages   Village Panchayat   Intermediate Panchayat	11
	<b>Demographics (2011)</b>	
4	Population   Households   Rural/Urban Population   Sex Ratio (Total & 0-6 Years)   Religious Population   Social Population   Literacy Rate	12
	<b>Electoral Features</b>	
5	Important Dates of Last Elections Held   Electors by Gender   Service Electors   Voters   Voters Turnout   Polling Stations & Average Number of Electors per Polling Station   Electors by Age Group   Present Elected Representatives	13-18
	<b>Historical Summary Election Results</b>	
6	Vote Share of Major Parties   Winning Margin (Number & Percentage)   Polarity of Parties   Summary Result of Assembly Segment of Parliamentary Elections 2019, 2014 and 2009   Summary Result of Assembly Elections 2019, 2014 and 2009	19-28
	<b>Polling Station Level Election Results</b>	
7	Name and Number of Polling Station 2019-PE, 2019-AE, 2014-PE, 2014-AE and 2009-PE   Polling Station-wise Electors, Voters & Voters Turnout 2019-PE, 2019-AE, 2014-PE, 2014-AE and 2009-PE   Polling Station wise Elections Results 2019-PE, 2019-AE, 2014-PE, 2014-AE and 2009-PE	29-173
	<b>Share of Assembly Constituency</b>	
8	Share of Assembly Constituency - (Vidhan Sabha) in State, District and Parliamentary Constituency - (Lok Sabha)	174
9	<b>Abbreviation &amp; Sources</b>	177-178
10	<b>Disclaimer</b>	180

Location & Political Map

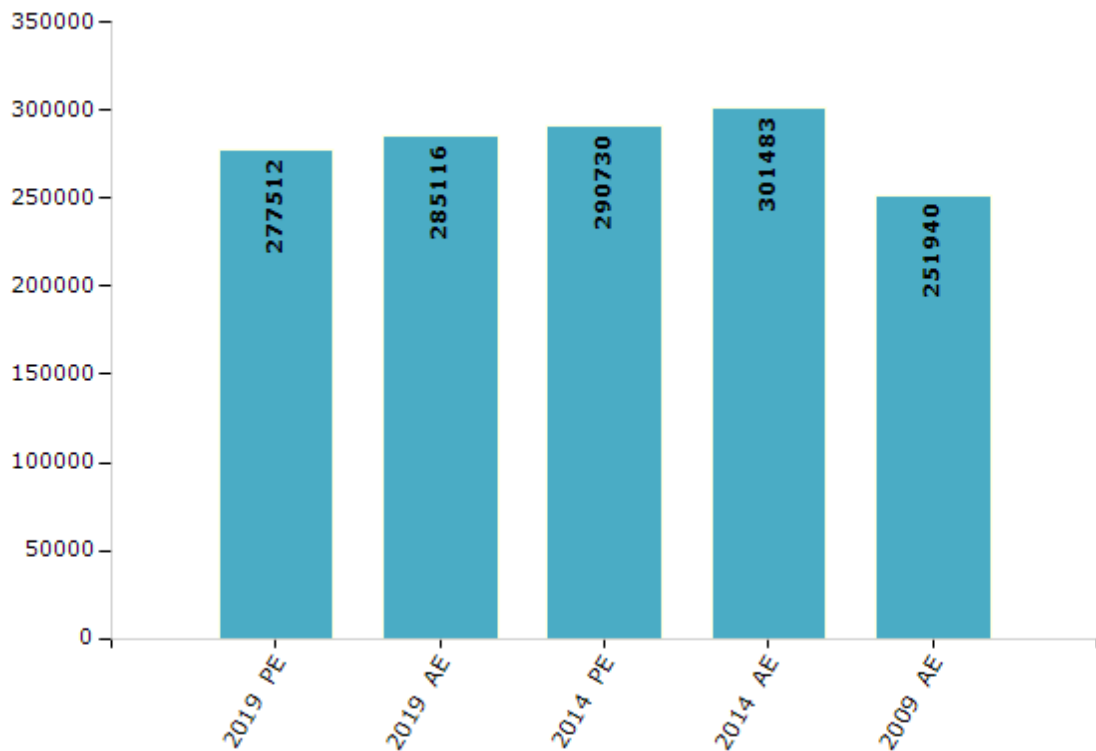


## Electoral Features

### Electors by Male & Female

Year	Male	Female	Others	Total	Year	Male	Female	Others	Total
2019 PE	153208	124302	2	277512	1999 AE	-	-	-	-
2019 AE	157180	127930	6	285116	1995 AE	-	-	-	-
2014 PE	161320	129410	0	290730	1990 AE	-	-	-	-
2014 AE	167044	134439	0	301483	1985 AE	-	-	-	-
2009 PE	-	-	-	-	1980 AE	-	-	-	-
2009 AE	138805	113135	-	251940	1978 AE	-	-	-	-
2004 PE	-	-	-	-	1972 AE	-	-	-	-
2004 AE	-	-	-	-	1967 AE	-	-	-	-
1999 PE	-	-	-	-	1962 AE	-	-	-	-

Number of Electors



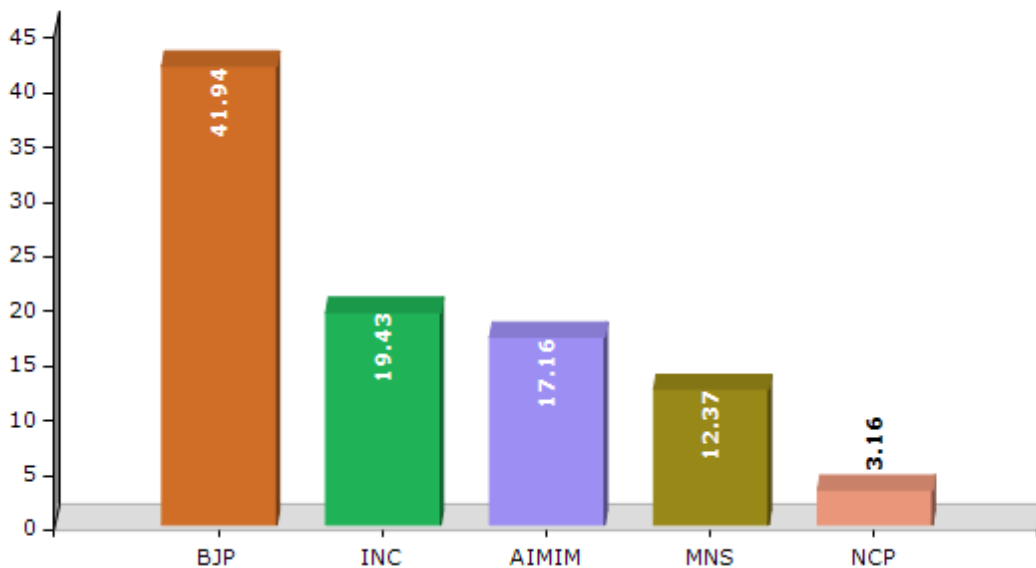
Note : AE : Assembly Election, PE : Assembly Segment of Parliamentary Election

## Historical Summary Election Results

### Summary Result of Assembly Election - 2014

Candidate Name	Party	Votes	Votes %
Dr. Bharati Hemant Lavekar	BJP	49182	41.94
Baldev Khosa	INC	22784	19.43
Abdul Hamid Shaikh	AIMIM	20127	17.16
Manish Dhuri	MNS	14508	12.37
Narendra Verma	NCP	3710	3.16
S. M. Khan	SP	1210	1.03
Reshma Bapurao Dhende	BSP	555	0.47
Dr. Yadav Vinodkumar Arjun	IND	543	0.46
Dinesh Lulai Gupta	BVA	430	0.37
Hans Krishanlal	RAPa	361	0.31
Rida Asgar Rashid	RKSP	269	0.23
Aakanksha Arindam Banerjee	IND	198	0.17
Girja Shanker Pandey	GaAP	125	0.11
	NOTA	3266	2.79

Votes Percentage of Top Parties - 2014



## Polling Station Level Election Results

### Number and Name of Polling Stations (PS) (2019 AE)

Number of Polling Stations	Name of Polling Stations	Number of Polling Stations	Name of Polling Stations
1	City International School Ground Floor, Room No.1	21	Dnyansagar Vidyalaya, Gr. Floor R.No.4
2	City International School, Gr. Floor R.No.2	22	Dnyansagar Vidyalaya, 1St Floor R.No.1
3	City International School, Gr . Floor R.No.3	23	Dnyansagar Vidyalaya, First Floor R.No.2
4	Mandap A City International School Campus	24	National Sports Welfare Association Gymkhana Hall Partition I, Millat Nagar
5	"City International School, 1 St. Floor R.No.1"	25	National Sports Welfare Association Gymkhana Hall Partition 2, Millat Nagar
6	"City International School, 1 St. Floor R.No.2"	26	Millat Nagar Hsg. Federation Gymkhana Office R.No.1
7	"City International School, 1 St Floor R.No.3"	27	Millat Nagar Hsg. Federation Gymkhana Office R.No.2
8	City International School First Floor, Room No.4	28	Mandap - A Millat Nagar Hsg. Federation Gymkhana Open Space
8A	City International School First Floor, Room No.4	29	Mandap - B Millat Nagar Hsg. Federation Gymkhana Open Space
9	City International School,1St. Floor R.No 5	30	J.A. Meghani Memorial High School Gr. Floor, Nursery Room No. 1
10	"City International School,1 St Floor Room No. 6"	31	J.A. Meghani Memorial High School Gr. Floor, Shelter
11	Mandap - B City International School Campus	32	J.A. Meghani Memorial High School 1St Floor, R. No. 1
12	Mandap - C City International School Campus	33	Navajeevan Kalyan Sangh Mahatma Gandhi School, Gr. Floor, R.No. 1
13	City International School, 2Nd Floor Room No. 2	34	Navajeevan Kalyan Sangh Mahatma Gandhi School, Gr. Floor, R.No. 2
14	City International School Second Floor, Room No.3	35	Navajeevan Kalyan Sangh Mahatma Gandhi School, Gr. Floor, R.No. 3
15	"City International School,2 Nd Floor Room No. 4"	36	Navajeevan Kalyan Sangh Mahatma Gandhi School, Gr. Floor, R.No. 4
16	"City International School,2 Nd Floor Room No. 5"	37	Navajeevan Kalyan Sangh Mahatma Gandhi School, Gr. Floor, R.No. 5
17	"City International School,2 Nd Floor Room No. 6"	38	Navjivan Kalyan Sangh, Mahatma Gandhi School First Floor Roon No. 18
18	"City International School,2 Nd Floor Room No. 7"	39	Navjivan Kalyan Sangh, Mahatma Gandhi School First Floor Roon No. 19
19	"Dnyansagar Vidyalaya, Gr. Floor R.No.2"	40	Mandap- A Pratiksha Nagar Oshiwara Hindi Urdu Mun School
20	Dnyansagar Vidyalaya, Gr. Floor R.No.3	41	Mandap- B Pratiksha Nagar Oshiwara Hindi Urdu Mun School

Contd....



## Polling Station Level Election Results

### Polling Station-wise Votes Secured by Overall Top Five Parties in Versova Assembly in Assembly Election (AE) under Mumbai North-West Parliamentary Constituency in Maharashtra (2019)

Number of Polling Station	Winner - Dr. Bharati Lavekar (BJP)	Runner-up - Baldev Khosa (INC)	3rd - Rajul Suresh Patel (IND)	4th - Sandesh Desai (MNS)	5th - Abdul Hamid Abdul Qayyum Shaik (VBA)	NOTA	Other	Total Votes Secured
35	36	167	144	5	7	3	6	368
36	90	152	152	4	2	2	7	409
37	61	79	138	21	1	3	16	319
38	85	66	124	49	6	3	1	334
39	108	62	311	56	5	6	7	555
40	47	335	94	1	23	2	5	507
41	51	342	75	1	15	4	7	495
42	26	315	95	3	11	4	2	456
43	94	163	106	5	4	4	8	384
44	71	162	214	18	19	3	6	493
45	54	262	146	12	5	2	7	488
46	29	239	110	10	7	8	5	408
47	29	140	107	3	8	1	4	292
48	10	188	80	5	7	1	1	292
49	30	233	65	3	6	4	3	344
50	7	41	18	3	1	0	0	70
51	81	120	102	5	8	3	2	321
52	95	81	158	25	2	5	3	369
53	95	98	148	28	7	5	6	387
54	118	142	112	14	1	3	3	393
55	122	183	173	10	15	4	4	511
56	132	86	98	3	1	2	1	323
57	92	234	121	15	8	6	2	478
58	135	201	188	9	10	1	8	552
59	44	256	57	7	17	2	3	386
60	86	92	182	17	6	5	3	391
61	118	160	249	15	26	7	8	583
62	65	73	183	15	8	4	4	352
63	95	195	132	18	22	3	4	469
64	54	228	131	5	33	5	9	465
65	29	212	77	3	25	4	5	355
66	83	79	147	1	11	1	5	327
67	32	86	120	6	16	0	1	261
68	30	134	108	9	8	0	2	291
69	57	140	175	2	10	2	7	393

Contd....

## Polling Station Level Election Results

### Winner, Runner-up and 3rd Party Position & Winning Margin According to Polling Stations in Versova Assembly in Assembly Election (AE) under Mumbai North-West Parliamentary Constituency in Maharashtra (2019)

Polling Station Number	Winner Party	Winner Votes (%)	Runner-up Party	Runner-up Votes (%)	Winning Margin Votes (%)	Third Party	Third Party Votes (%)	Other Votes (%)
70	IND (RSP)	122 (37.2)	INC	117 (35.67)	5 (1.53)	BJP	63 (19.21)	26 (7.93)
71	BJP	217 (62.18)	INC	64 (18.34)	153 (43.84)	IND (RSP)	38 (10.89)	30 (8.6)
72	BJP	178 (54.77)	IND (RSP)	60 (18.46)	118 (36.31)	INC	46 (14.15)	41 (12.62)
73	BJP	173 (63.14)	INC	48 (17.52)	125 (45.62)	IND (RSP)	25 (9.12)	28 (10.22)
74	BJP	336 (63.76)	INC	110 (20.87)	226 (42.89)	IND (RSP)	39 (7.4)	42 (7.97)
75	BJP	245 (77.29)	INC	41 (12.93)	204 (64.36)	IND (RSP)	17 (5.36)	14 (4.42)
76	BJP	320 (66.95)	INC	93 (19.46)	227 (47.49)	IND (RSP)	39 (8.16)	26 (5.44)
77	BJP	277 (61.56)	INC	75 (16.67)	202 (44.89)	IND (RSP)	69 (15.33)	29 (6.44)
78	BJP	209 (62.76)	INC	51 (15.32)	158 (47.44)	IND (RSP)	35 (10.51)	38 (11.41)
79	BJP	257 (64.74)	INC	79 (19.9)	178 (44.84)	IND (RSP)	45 (11.34)	16 (4.03)
80	BJP	208 (52.93)	INC	98 (24.94)	110 (27.99)	IND (RSP)	58 (14.76)	29 (7.38)
81	BJP	233 (60.99)	INC	80 (20.94)	153 (40.05)	IND (RSP)	32 (8.38)	37 (9.69)
82	BJP	228 (74.27)	INC	51 (16.61)	177 (57.66)	MNS	13 (4.23)	15 (4.89)
83	BJP	116 (65.91)	INC	29 (16.48)	87 (49.43)	IND (RSP)	11 (6.25)	20 (11.36)
84	BJP	383 (57.51)	INC	173 (25.98)	210 (31.53)	IND (RSP)	44 (6.61)	66 (9.91)
85	BJP	96 (51.89)	INC	57 (30.81)	39 (21.08)	IND (RSP)	18 (9.73)	14 (7.57)
86	BJP	155 (49.52)	INC	121 (38.66)	34 (10.86)	IND (RSP)	15 (4.79)	22 (7.03)
87	BJP	104 (43.7)	INC	100 (42.02)	4 (1.68)	IND (RSP)	20 (8.4)	14 (5.88)
88	BJP	194 (60.25)	INC	65 (20.19)	129 (40.06)	IND (RSP)	41 (12.73)	22 (6.83)
89	BJP	233 (57.96)	INC	109 (27.11)	124 (30.85)	IND (RSP)	25 (6.22)	35 (8.71)
90	BJP	233 (57.11)	INC	122 (29.9)	111 (27.21)	IND (RSP)	34 (8.33)	19 (4.66)
91	BJP	156 (53.98)	IND (RSP)	51 (17.65)	105 (36.33)	INC	43 (14.88)	39 (13.49)
92	BJP	182 (54.33)	INC	73 (21.79)	109 (32.54)	IND (RSP)	43 (12.84)	37 (11.04)
93	BJP	292 (59.84)	INC	104 (21.31)	188 (38.53)	IND (RSP)	50 (10.25)	42 (8.61)
94	INC	151 (45.9)	BJP	113 (34.35)	38 (11.55)	IND (RSP)	39 (11.85)	26 (7.9)
95	BJP	190 (34.17)	IND (RSP)	185 (33.27)	5 (0.9)	INC	121 (21.76)	60 (10.79)
96	BJP	263 (44.8)	IND (RSP)	132 (22.49)	131 (22.31)	INC	119 (20.27)	73 (12.44)
97	BJP	403 (68.31)	INC	110 (18.64)	293 (49.67)	IND (RSP)	27 (4.58)	50 (8.47)
98	BJP	416 (74.02)	INC	91 (16.19)	325 (57.83)	IND (RSP)	16 (2.85)	39 (6.94)
99	IND (RSP)	146 (52.52)	MNS	45 (16.19)	101 (36.33)	BJP	40 (14.39)	47 (16.91)
100	IND (RSP)	153 (41.24)	BJP	117 (31.54)	36 (9.7)	INC	76 (20.49)	25 (6.74)
101	IND (RSP)	143 (38.13)	BJP	128 (34.13)	15 (4)	INC	81 (21.6)	23 (6.13)
102	IND (RSP)	198 (42.13)	BJP	126 (26.81)	72 (15.32)	INC	88 (18.72)	58 (12.34)
103	IND (RSP)	200 (38.24)	BJP	151 (28.87)	49 (9.37)	INC	117 (22.37)	55 (10.52)
104	IND (RSP)	208 (40.47)	BJP	175 (34.05)	33 (6.42)	INC	91 (17.7)	40 (7.78)

Contd....

## DISCLAIMER

The Terms of Use and Disclaimer of Datanet India Private Limited (hereinafter referred to as "Datanet") for use of this analysis report of **Versova Assembly Constituency (Versova Vidhan Sabha) :-**

1. **Assembly Factbook™** is a Registered Trade Mark owned by Datanet.
2. All the maps are sketched and graphical representation only and have not been drawn to the scale and also not to represent the actual geographical area or boundary of the unit.
3. The data for the aforesaid analysis is based on authentic sources and has been culled from the various publications of Census, CSO and NSSO for district and block level data, various central and state government departments, Central & State Elections Commissions and the concerned Returning Officers' releases, Electoral Rolls, Election results and allied publications, internal assessment, surveys, estimates and analysis. Therefore, certain adjustment of data at micro level may have been done to arrive closer to the macro data.
4. Data have been provided on an "As Is" and "As AVAILABLE" basis
5. The colours shown in the maps or diagram and charts of a particular party, alliance or AC are indicative and do not represent them.
6. This publication which includes maps, sheets, graphs and data would be the property under copyright of Datanet only. The user may use these for its internal study, analysis and research purposes. It's public display, re-selling or any commercial uses by the user are not allowed.
7. Datanet has taken due care and caution in compilation and processing of data and allied information, but does not guarantee the accuracy, adequacy or completeness of any information/analysis and will be not responsible for any errors or omissions or for the results obtained from the use of such information/analysis.
8. All the contents for the publication have been culled from various authentic sources and Datanet reasonably believes such sources to be reliable, but does not make any representations, express or implied as to the accuracy or fitness of use of such information. The information or contents of the information/analysis do not constitute advice and should not be relied upon in making (or refraining from making) any decision. Any reliance placed upon the information provided by Datanet is the sole responsibility and strictly at the user's risk.
9. In no event will Datanet be liable for any damages (including, without limitation, damages for loss of business projects, or loss of profits) arising in contract, tort or otherwise from the use of or inability to use any of its contents, or from any action taken (or refrained from being taken) as a result of using the analysis or any of its contents. Datanet its directors, owners, editors, officials, employees, distributor and agents or any associate will not be liable for any errors in the information contained or any consequences arising from the use of the contents of the provided information/analysis.
10. If any provision of these terms and conditions is held invalid or illegal or unenforceable for any reason by any court of competent jurisdiction, such provision shall be severed and the remainder of provisions of the terms and conditions shall continue in full force and effect as if the Term of Use had been executed with the invalid, illegal or unenforceable provision eliminated.
11. If there are any discrepancies in the information provided, please bring it to attention of Datanet for suitable rectification measures.

**Buy Online This Complete Book At**  
**Datanet India eBooks Store**

[www.indiastatpublications.com](http://www.indiastatpublications.com)

or go directly at

[http://www.indiastatpublications.com/  
Assembly\\_factbook/Maharashtra/Mumbai\\_North-West/  
Versova](http://www.indiastatpublications.com/Assembly_factbook/Maharashtra/Mumbai_North-West/Versova)

 **india**stat**elections**

ISBN : 978-93-5293-372-3



9 789352 933723