



Maharashtra

# Assembly Factbook™

Dahisar Assembly Constituency



Key Electoral Data of Dahisar  
Assembly Constituency (Vidhan Sabha)

Maharashtra  
**Assembly Factbook**<sup>TM</sup>  
Dahisar Assembly Constituency



Dahisar Vidhan Sabha

## **Editor & Director**

Dr. R.K. Thukral

## **Research Editor**

Dr. Shafeeq Rahman

## **Compiled, Researched and Published by Datanet India Pvt. Ltd.**

D-100, 1st Floor,

Okhla Industrial Area, Phase-I,  
New Delhi- 110020.

Ph.: 91-11- 43580781-84

Email : support@indiastatpublications.com

Website : www.indiastatelections.com

## **Online Book Store :**

www.indiastatpublications.com

**Report No. :** AFB/MH-153-0125

**ISBN :** 978-93-5293-201-6

**First Edition :** January, 2018

**Eighth Updated Edition :** January, 2025

**Price :** Rs.11500/-

US\$ 310

**© Datanet India Pvt. Ltd.**

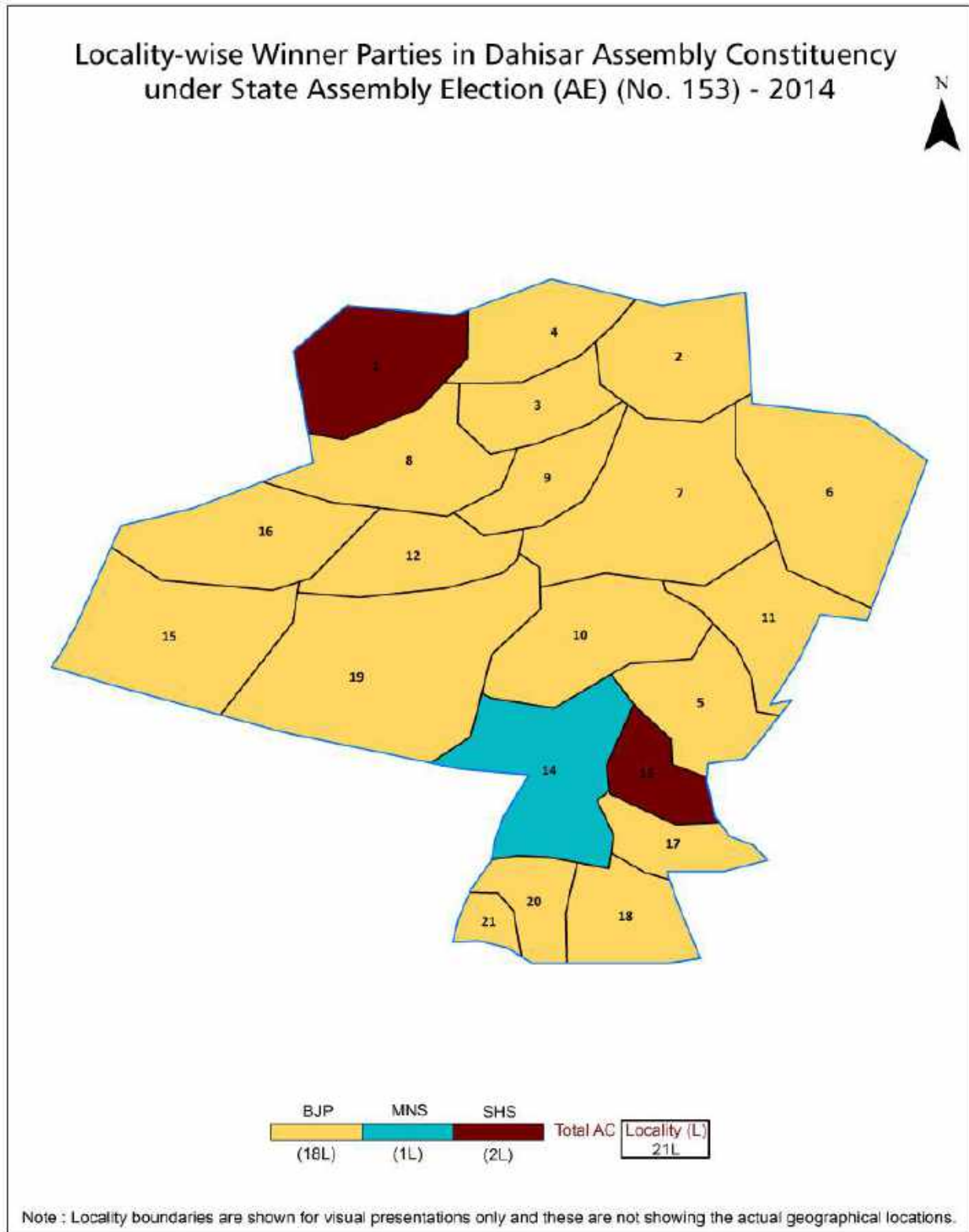
All rights reserved. No part of this book may be reproduced, stored in a retrieval system or transmitted in any form or by any means, mechanical photocopying, photographing, scanning, recording or otherwise without the prior written permission of the publisher. Please refer to Disclaimer at page no. 155 for the use of this publication.

Printed in India

# Contents

No.	Particulars	Page No.
	<b>Introduction</b>	
1	Assembly Constituency - (Vidhan Sabha) at a Glance   Features of Assembly as per Delimitation Commission of India (2008)	1-2
	<b>Location and Political Maps</b>	
2	Location Map   Boundaries of Assembly Constituency - (Vidhan Sabha in District   Boundaries of Assembly Constituency under Parliamentary Constituency - (Lok Sabha)   Locality-wise Winner Parties- 2024-PE, 2024-AE, 2019-PE, 2019-AE, 2014-PE and 2014-AE	3-10
	<b>Administrative Setup (2011)</b>	
3	District   Sub-district   Towns   Villages   Inhabited Villages   Uninhabited Villages   Village Panchayat   Intermediate Panchayat	11
	<b>Demographics (2011)</b>	
4	Population   Households   Rural/Urban Population   Sex Ratio (Total & 0-6 Years)   Religious Population   Social Population   Literacy Rate	12
	<b>Electoral Features</b>	
5	Important Dates of Last Elections Held   Electors by Gender   Service Electors   Voters   Voters Turnout   Polling Stations & Average Number of Electors per Polling Station   Electors by Age Group   Present Elected Representatives	13-18
	<b>Historical Summary Election Results</b>	
6	Vote Share of Major Parties   Winning Margin (Number & Percentage   Polarity of Parties   Summary Result of Assembly Segment of Parliamentary Elections 2024, 2019, 2014 and 2009   Summary Result of Assembly Elections 2024, 2019, 2014 and 2009	19-28
	<b>Polling Station Level Election Results</b>	
7	Name and Number of Polling Station 2024-PE, 2024-AE, 2019-PE, 2019-AE, 2014-PE and 2014-AE   Polling Station-wise Electors, Voters & Voters Turnout 2024-PE, 2024-AE, 2019-PE, 2019-AE, 2014-PE and 2014-AE   Polling Station wise Elections Results 2024-PE, 2024-AE, 2019-PE, 2019-AE, 2014-PE & 2014-AE	29-148
	<b>Share of Assembly Constituency</b>	
8	Share of Assembly Constituency - (Vidhan Sabha) in State, District and Parliamentary Constituency - (Lok Sabha)	149
9	<b>Abbreviation &amp; Sources</b>	152-153
10	<b>Disclaimer</b>	155

## Location & Political Map

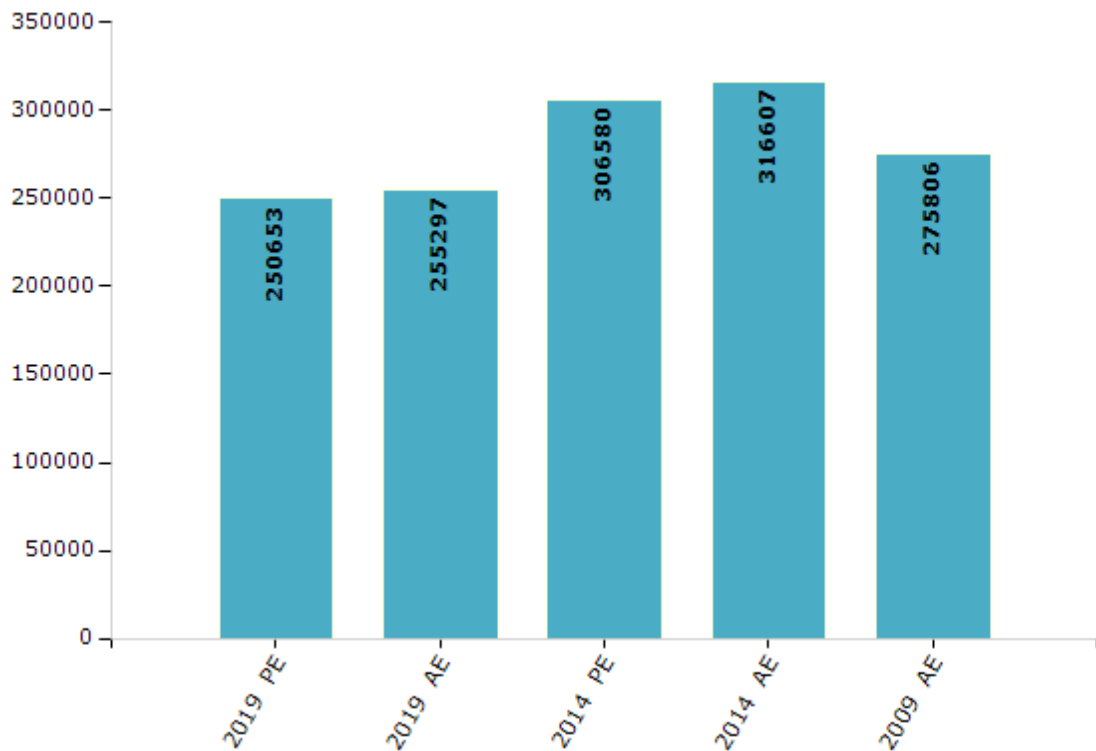


## Electoral Features

### Electors by Male & Female

Year	Male	Female	Others	Total	Year	Male	Female	Others	Total
2019 PE	134693	115924	36	250653	1999 AE	-	-	-	-
2019 AE	136997	118264	36	255297	1995 AE	-	-	-	-
2014 PE	164367	142213	0	306580	1990 AE	-	-	-	-
2014 AE	169664	146909	34	316607	1985 AE	-	-	-	-
2009 PE	-	-	-	-	1980 AE	-	-	-	-
2009 AE	147195	128611	-	275806	1978 AE	-	-	-	-
2004 PE	-	-	-	-	1972 AE	-	-	-	-
2004 AE	-	-	-	-	1967 AE	-	-	-	-
1999 PE	-	-	-	-	1962 AE	-	-	-	-

Number of Electors



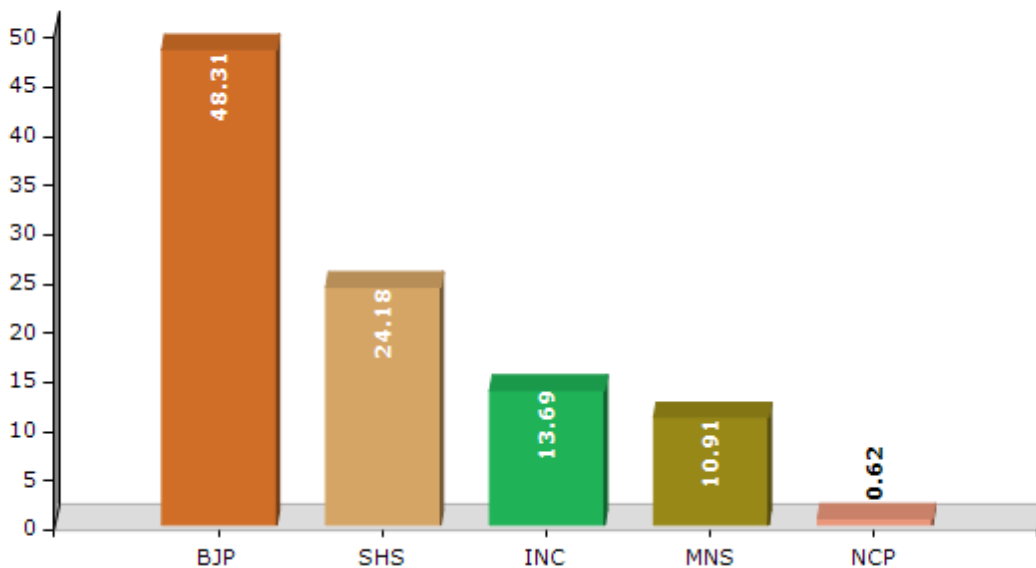
Note : AE : Assembly Election, PE : Assembly Segment of Parliamentary Election

## Historical Summary Election Results

### Summary Result of Assembly Election - 2014

Candidate Name	Party	Votes	Votes %
Chaudhary Manisha Ashok	BJP	77238	48.31
Ghosalkar Vinod Ramchandra	SHS	38660	24.18
Sheetal Ashok Mhatre	INC	21889	13.69
Dr. Shubha Umesh Raul	MNS	17439	10.91
Harish Bhujang Sheatty	NCP	995	0.62
Satish Dnyandev Sharnagat	BSP	513	0.32
Ashish Bhavnath Fernandes	IND	341	0.21
Arjun Chaudhary	SP	262	0.16
Haji Shaikh Akhtar Papervalva	IND	196	0.12
Kapil Kantilal Soni	IND	123	0.08
Rakhi Bhagwan Borde	IND	123	0.08
Arun Rajendra Singh	IND	121	0.08
Ramprakash Vishwanath Chaturvedi	ABJS	65	0.04
	NOTA	1907	1.19

Votes Percentage of Top Parties - 2014



## Polling Station Level Election Results

### Number and Name of Polling Stations (PS) (2019 AE)

Number of Polling Stations	Name of Polling Stations	Number of Polling Stations	Name of Polling Stations
1	Kandarpada Muni School, Gr.Floor, R.No.1.	22	Matruchaya High School, Gr.Floor, R.No. 1
2	Kandarpada Muni School, Mandap A	23	Matruchaya High School, Gr.Floor, R.No. 2.
3	Kandar Pada Muni School, Gr. Floor, R.No.2.	24	Matruchaya High School, Gr.Floor, R.No. 6
4	Kandar Pada Muni School, Gr.Floor, R.No.3.	25	Matruchaya High School, Gr.Floor, R.No. 3.
5	Kandar Pada Muni School, First.Floor, R.No.4	26	Matruchaya High School, Gr.Floor, R.No. 4.
6	Kandarpada Muni School, Mandap B	27	Matruchaya High School, Gr.Floor, R.No. 5.
7	Kandar Pada Muni School, First.Floor, R.No.5	28	Matruchaya High School, Gr.Floor, R.No. 7
8	Kandarpada Muni School, Mandap C	29	St.Merry High School, Avdhut Nagar, 1st Floor, R.N
9	Kandar Pada Muni. School, 1st Floor, R.No.6.	30	St.Merry High School, Avdhut Nagar, 1st Floor, R.N
10	Kandarpada Muni School, Mandap D	31	St.Merry High School, Avdhut Nagar, 1st Floor, R.N
11	St.Mery High School, Majethiya Park, Gr.Floor, R.N	32	St.Merry High School, Avdhut Nagar, 1st Floor, R.N
12	St.Mery High School, Majethiya Park, Gr.Floor, R.N	33	St.Merry High School, Avdhut Nagar, 1st Floor, R.N
13	St.Mery High School, Majethiya Park, Gr.Floor, R.N	34	Vidya Prasarak Vidya Mandir, Primary Divn.
14	St.Mery High School, Majethiya Park, 1st Floor,	35	Vidya Prasarak Vidya Mandir, Narsari Divn. Gr.Floo
15	St.Mery High School, Majethiya Park, 1st Floor, R.	36	Vidya Prasarak Vidya Mandir, Primary Divn. Gr.Floo
16	St.Mery High School, Majethiya Park, 1st Floor, R.	37	Vidya Prasarak Vidya Mandir, Primary Divn. Gr.Floo
17	St.Mery High School, Majethiya Park, 1st Floor, R.	38	Vidya Prasarak Vidya Mandir, Primary Divn. Gr.Floo
18	St.Mery High School, Majethiya Park, Compound Mand	39	Vidya Prasarak Vidya Mandir, Narsari Divn. Gr.Floo
19	St.Mery High School, Majethiya Park, Compound Mand	40	Vidya Prasarak Vidya Mandir, Narsari Divn. Gr.Floo
20	St.Mery High School, Majethiya Park, Compound Mand	41	Vidya Prasarak Vidya Mandir, Narsari Divn. Gr.Floo
21	St.Mery High School, Majethiya Park, Compound Mand	42	Tare Marg Municipal Marathi School, Ground Floor,

Contd....



## Polling Station Level Election Results

### Polling Station-wise Votes Secured by Overall Top Five Parties in Dahisar Assembly in Assembly Election (AE) under Mumbai North Parliamentary Constituency in Maharashtra (2019)

Number of Polling Station	Winner - Chaudhary Manisha Ashok (BJP)	Runner-up - Arun Sawant (INC)	3rd - Rajesh Gangaram Yerunkar (MNS)	4th - Adv. Harshatai Chowkekar (BSP)	5th - Andrew John Fernandes (HBP)	NOTA	Other	Total Votes Secured
36	266	99	62	2	0	11	2	442
37	337	78	42	1	0	13	4	475
38	349	131	65	8	2	24	1	580
39	480	99	152	2	1	20	7	761
40	401	51	94	3	0	23	0	572
41	421	55	44	4	2	27	1	554
42	318	96	176	10	3	17	10	630
43	186	102	17	2	22	20	0	349
44	148	62	48	3	15	15	7	298
45	277	105	106	4	7	15	6	520
46	382	122	58	3	7	20	0	592
47	405	49	193	2	0	16	10	675
48	338	55	127	2	2	14	5	543
49	337	46	175	1	3	15	4	581
50	364	38	149	3	4	14	3	575
51	407	52	65	2	2	18	0	546
52	326	36	66	0	0	22	3	453
53	421	27	99	3	0	26	4	580
54	389	71	92	3	3	11	0	569
55	412	76	113	3	0	24	6	634
56	353	35	64	1	0	24	1	478
57	316	49	29	2	1	15	0	412
58	282	82	81	1	7	12	2	467
59	368	165	106	2	12	23	2	678
60	178	59	33	0	1	12	0	283
61	216	91	53	13	3	12	1	389
62	298	112	52	3	12	28	1	506
63	357	101	77	4	14	18	1	572
64	227	198	99	16	3	3	12	558
65	120	162	47	5	0	8	3	345
66	130	92	55	8	0	2	8	295
67	102	69	46	4	2	4	2	229
68	194	138	157	25	0	10	4	528
69	58	35	18	7	0	3	1	122
70	176	210	67	9	2	11	7	482

Contd....

## Polling Station Level Election Results

### Winner, Runner-up and 3rd Party Position & Winning Margin According to Polling Stations in Dahisar Assembly in Assembly Election (AE) under Mumbai North Parliamentary Constituency in Maharashtra (2019)

Polling Station Number	Winner Party	Winner Votes (%)	Runner-up Party	Runner-up Votes (%)	Winning Margin Votes (%)	Third Party	Third Party Votes (%)	Other Votes (%)
71	BJP	135 (46.71)	INC	93 (32.18)	42 (14.53)	MNS	44 (15.22)	17 (5.88)
72	BJP	181 (41.23)	INC	117 (26.65)	64 (14.58)	MNS	93 (21.18)	48 (10.93)
73	MNS	208 (37.14)	BJP	170 (30.36)	38 (6.78)	INC	94 (16.79)	88 (15.71)
74	BJP	140 (36.36)	MNS	120 (31.17)	20 (5.19)	INC	94 (24.42)	31 (8.05)
75	BJP	203 (69.76)	INC	51 (17.53)	152 (52.23)	MNS	24 (8.25)	13 (4.47)
76	BJP	236 (53.39)	INC	109 (24.66)	127 (28.73)	MNS	68 (15.38)	29 (6.56)
77	BJP	224 (56.28)	INC	84 (21.11)	140 (35.17)	MNS	77 (19.35)	13 (3.27)
78	BJP	354 (71.08)	INC	100 (20.08)	254 (51)	MNS	21 (4.22)	23 (4.62)
79	BJP	210 (56.3)	INC	149 (39.95)	61 (16.35)	MNS	7 (1.88)	7 (1.88)
80	BJP	299 (72.22)	MNS	56 (13.53)	243 (58.69)	INC	46 (11.11)	13 (3.14)
81	BJP	226 (67.06)	INC	48 (14.24)	178 (52.82)	MNS	38 (11.28)	25 (7.42)
82	BJP	417 (80.5)	INC	48 (9.27)	369 (71.23)	MNS	27 (5.21)	26 (5.02)
83	BJP	355 (79.95)	INC	49 (11.04)	306 (68.91)	MNS	24 (5.41)	16 (3.6)
84	BJP	462 (80.21)	MNS	48 (8.33)	414 (71.88)	INC	42 (7.29)	24 (4.17)
85	BJP	466 (83.21)	MNS	38 (6.79)	428 (76.42)	INC	37 (6.61)	19 (3.39)
86	BJP	448 (76.71)	MNS	59 (10.1)	389 (66.61)	INC	44 (7.53)	33 (5.65)
87	BJP	253 (77.61)	INC	44 (13.5)	209 (64.11)	MNS	14 (4.29)	15 (4.6)
88	BJP	304 (84.92)	INC	30 (8.38)	274 (76.54)	MNS	12 (3.35)	12 (3.35)
89	BJP	359 (88.64)	INC	24 (5.93)	335 (82.71)	MNS	13 (3.21)	9 (2.22)
90	BJP	269 (77.75)	INC	51 (14.74)	218 (63.01)	MNS	11 (3.18)	15 (4.34)
91	BJP	331 (82.13)	INC	42 (10.42)	289 (71.71)	MNS	17 (4.22)	13 (3.23)
92	BJP	423 (83.43)	INC	47 (9.27)	376 (74.16)	MNS	16 (3.16)	21 (4.14)
93	BJP	511 (81.5)	INC	45 (7.18)	466 (74.32)	MNS	42 (6.7)	29 (4.63)
94	BJP	306 (66.67)	INC	64 (13.94)	242 (52.73)	MNS	63 (13.73)	26 (5.66)
95	BJP	72 (36)	MNS	57 (28.5)	15 (7.5)	INC	50 (25)	21 (10.5)
96	BJP	229 (69.39)	INC	56 (16.97)	173 (52.42)	MNS	30 (9.09)	15 (4.55)
97	BJP	433 (79.01)	INC	63 (11.5)	370 (67.51)	MNS	24 (4.38)	28 (5.11)
98	BJP	490 (63.55)	INC	187 (24.25)	303 (39.3)	MNS	55 (7.13)	39 (5.06)
99	BJP	170 (46.96)	INC	144 (39.78)	26 (7.18)	MNS	26 (7.18)	22 (6.08)
100	BJP	339 (64.08)	INC	143 (27.03)	196 (37.05)	MNS	18 (3.4)	29 (5.48)
101	BJP	215 (58.11)	INC	123 (33.24)	92 (24.87)	MNS	15 (4.05)	17 (4.59)
102	BJP	362 (64.64)	INC	154 (27.5)	208 (37.14)	MNS	16 (2.86)	28 (5)
103	BJP	416 (60.2)	INC	212 (30.68)	204 (29.52)	MNS	20 (2.89)	43 (6.22)
104	BJP	342 (54.37)	INC	226 (35.93)	116 (18.44)	MNS	23 (3.66)	38 (6.04)
105	BJP	79 (46.75)	INC	75 (44.38)	4 (2.37)	MNS	6 (3.55)	9 (5.33)

Contd....

## DISCLAIMER

The Terms of Use and Disclaimer of Datanet India Private Limited (hereinafter referred to as "Datanet") for use of this analysis report of **Dahisar Assembly Constituency (Dahisar Vidhan Sabha)** :-

1. **Assembly Factbook™** is a Registered Trade Mark owned by Datanet.
2. All the maps are sketched and graphical representation only and have not been drawn to the scale and also not to represent the actual geographical area or boundary of the unit.
3. The data for the aforesaid analysis is based on authentic sources and has been culled from the various publications of Census, CSO and NSSO for district and block level data, various central and state government departments, Central & State Elections Commissions and the concerned Returning Officers' releases, Electoral Rolls, Election results and allied publications, internal assessment, surveys, estimates and analysis. Therefore, certain adjustment of data at micro level may have been done to arrive closer to the macro data.
4. Data have been provided on an "As Is" and "As AVAILABLE" basis
5. The colours shown in the maps or diagram and charts of a particular party, alliance or AC are indicative and do not represent them.
6. This publication which includes maps, sheets, graphs and data would be the property under copyright of Datanet only. The user may use these for its internal study, analysis and research purposes. It's public display, re-selling or any commercial uses by the user are not allowed.
7. Datanet has taken due care and caution in compilation and processing of data and allied information, but does not guarantee the accuracy, adequacy or completeness of any information/analysis and will be not responsible for any errors or omissions or for the results obtained from the use of such information/analysis.
8. All the contents for the publication have been culled from various authentic sources and Datanet reasonably believes such sources to be reliable, but does not make any representations, express or implied as to the accuracy or fitness of use of such information. The information or contents of the information/analysis do not constitute advice and should not be relied upon in making (or refraining from making) any decision. Any reliance placed upon the information provided by Datanet is the sole responsibility and strictly at the user's risk.
9. In no event will Datanet be liable for any damages (including, without limitation, damages for loss of business projects, or loss of profits) arising in contract, tort or otherwise from the use of or inability to use any of its contents, or from any action taken (or refrained from being taken) as a result of using the analysis or any of its contents. Datanet its directors, owners, editors, officials, employees, distributor and agents or any associate will not be liable for any errors in the information contained or any consequences arising from the use of the contents of the provided information/analysis.
10. If any provision of these terms and conditions is held invalid or illegal or unenforceable for any reason by any court of competent jurisdiction, such provision shall be severed and the remainder of provisions of the terms and conditions shall continue in full force and effect as if the Term of Use had been executed with the invalid, illegal or unenforceable provision eliminated.
11. If there are any discrepancies in the information provided, please bring it to attention of Datanet for suitable rectification measures.

**Buy Online This Complete Book At  
Datanet India eBooks Store**

[www.indiastatpublications.com](http://www.indiastatpublications.com)

or go directly at

[http://www.indiastatpublications.com/  
Assembly\\_factbook/Maharashtra/Mumbai\\_North/ Dahisar](http://www.indiastatpublications.com/Assembly_factbook/Maharashtra/Mumbai_North/Dahisar)

 **indiastat**elections

ISBN : 978-93-5293-201-6



9 789352 932016