



Maharashtra

Assembly Factbook™

Chembur Assembly Constituency



Key Electoral Data of Chembur
Assembly Constituency (Vidhan Sabha)

Maharashtra

Assembly Factbook™

Chembur Assembly Constituency



Chembur Vidhan Sabha

Editor & Director

Dr. R.K. Thukral

Research Editor

Dr. Shafeeq Rahman

Compiled, Researched and Published by Datanet India Pvt. Ltd.

D-100, 1st Floor,

Okhla Industrial Area, Phase-I,
New Delhi- 110020.

Ph.: 91-11- 43580781-84

Email : support@indiastatpublications.com

Website : www.indiastatelections.com

Online Book Store :

www.indiastatpublications.com

Report No. : AFB/MH-173-0125

ISBN : 978-93-86662-38-5

First Edition : January, 2018

Eighth Updated Edition : January, 2025

Price : Rs.11500/-

US\$ 310

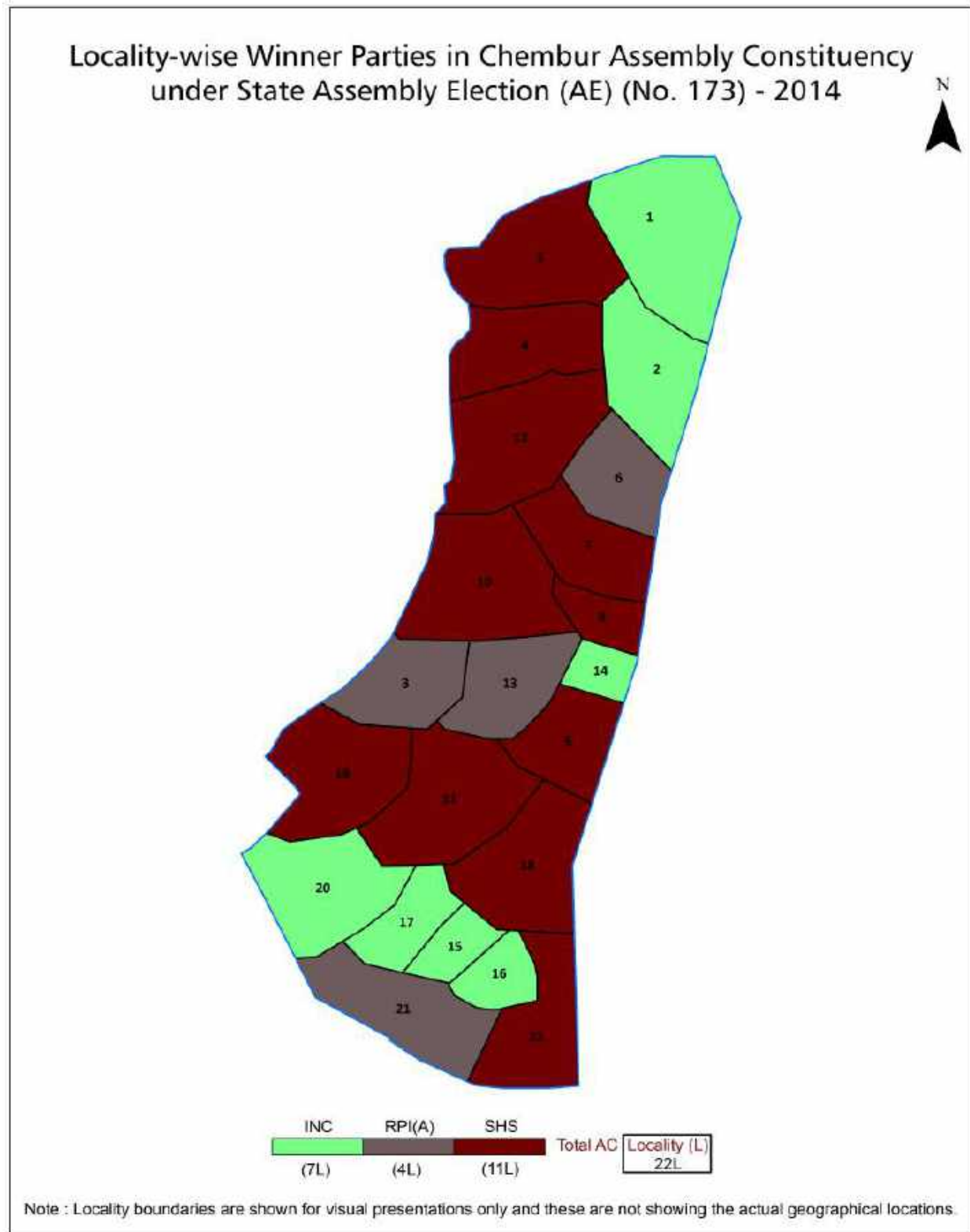
© Datanet India Pvt. Ltd.

All rights reserved. No part of this book may be reproduced, stored in a retrieval system or transmitted in any form or by any means, mechanical photocopying, photographing, scanning, recording or otherwise without the prior written permission of the publisher. Please refer to Disclaimer at page no. 137 for the use of this publication.

Printed in India

No.	Particulars	Page No.
	Introduction	
1	Assembly Constituency - (Vidhan Sabha) at a Glance Features of Assembly as per Delimitation Commission of India (2008)	1-2
	Location and Political Maps	
2	Location Map Boundaries of Assembly Constituency - (Vidhan Sabha in District Boundaries of Assembly Constituency under Parliamentary Constituency - (Lok Sabha) Locality-wise Winner Parties- 2024-PE, 2024-AE, 2019-PE, 2019-AE and 2014-AE	3-10
	Administrative Setup (2011)	
3	District Sub-district Towns Villages Inhabited Villages Uninhabited Villages Village Panchayat Intermediate Panchayat	11
	Demographics (2011)	
4	Population Households Rural/Urban Population Sex Ratio (Total & 0-6 Years) Religious Population Social Population Literacy Rate	12
	Electoral Features	
5	Important Dates of Last Elections Held Electors by Gender Service Electors Voters Voters Turnout Polling Stations & Average Number of Electors per Polling Station Electors by Age Group Present Elected Representatives	13-18
	Historical Summary Election Results	
6	Vote Share of Major Parties Winning Margin (Number & Percentage Polarity of Parties Summary Result of Assembly Segment of Parliamentary Elections 2024, 2019, 2014, 2009, 2004 and 1999 Summary Result of Assembly Elections 2024, 2019, 2014, 2009, 2004, 1999, 1995, 1990, 1985, 1980, 1978, 1972, 1967 and 1962	19-40
	Polling Station Level Election Results	
7	Name and Number of Polling Station 2024-PE, 2024-AE, 2019-PE, 2019-AE and 2014-AE Polling Station-wise Electors, Voters & Voters Turnout 2024-PE, 2024-AE, 2019-PE, 2019-AE and 2014-AE Polling Station wise Elections Results 2024-PE, 2024-AE, 2019-PE, 2019-AE and 2014-AE	41-130
	Share of Assembly Constituency	
8	Share of Assembly Constituency - (Vidhan Sabha) in State, District and Parliamentary Constituency - (Lok Sabha)	131
9	Abbreviation & Sources	134-135
10	Disclaimer	137

Location & Political Map

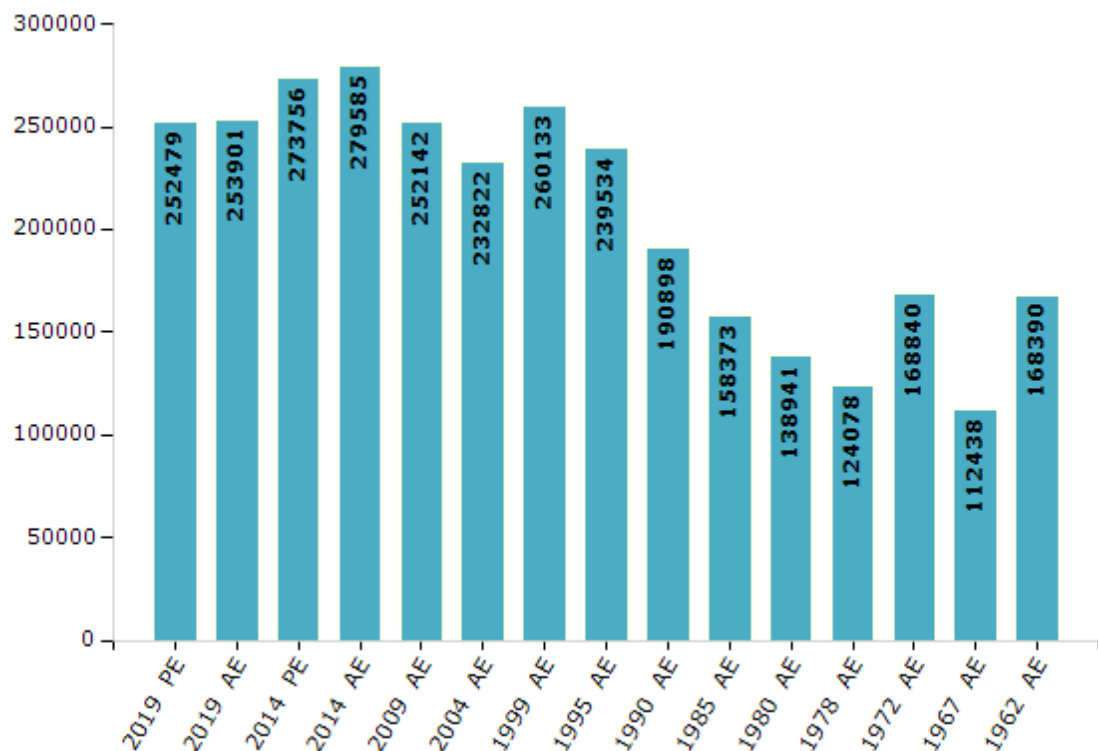


Electoral Features

Electors by Male & Female

Year	Male	Female	Others	Total	Year	Male	Female	Others	Total
2019 PE	133764	118712	3	252479	1999 AE	145646	114487	-	260133
2019 AE	134328	119570	3	253901	1995 AE	133351	106183	-	239534
2014 PE	147505	126248	3	273756	1990 AE	106284	84614	-	190898
2014 AE	150331	129252	2	279585	1985 AE	89993	68380	-	158373
2009 PE	-	-	-	-	1980 AE	78974	59967	-	138941
2009 AE	137636	114506	-	252142	1978 AE	70852	53226	-	124078
2004 PE	-	-	-	-	1972 AE	97019	71821	-	168840
2004 AE	128565	104257	-	232822	1967 AE	-	-	-	112438
1999 PE	-	-	-	-	1962 AE	-	-	-	168390

Number of Electors



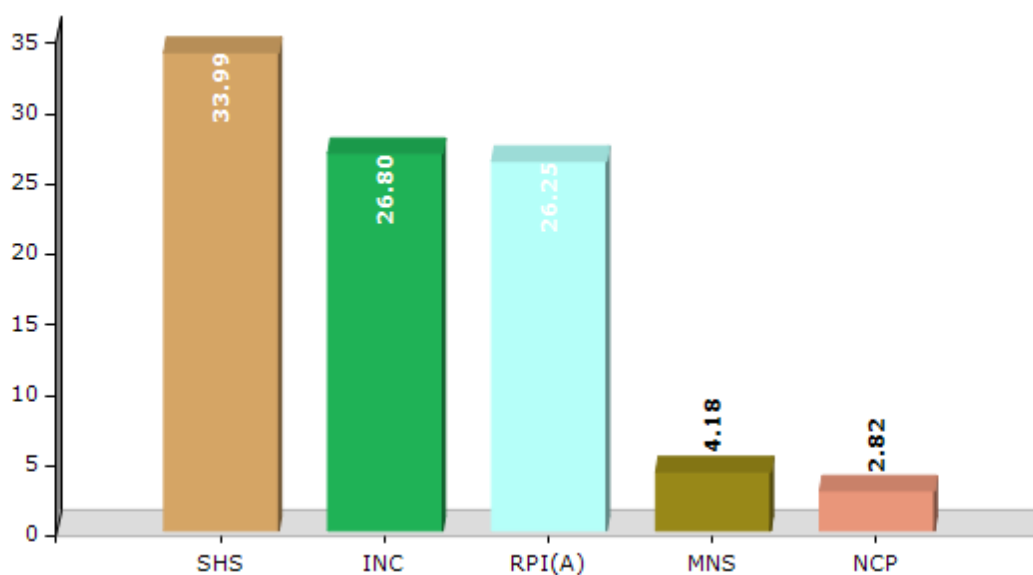
Note : AE : Assembly Election, PE : Assembly Segment of Parliamentary Election

Historical Summary Election Results

Summary Result of Assembly Election - 2014

Candidate Name	Party	Votes	Votes %
Prakash Vaikunth Phaterpekar	SHS	47410	33.99
Chandrakant Damodhar Handore	INC	37383	26.8
Dipak Sadashiv Nikalje	RPI(A)	36615	26.25
Sarika Manoj Sawant Thadani	MNS	5832	4.18
Ravindra Pawar	NCP	3933	2.82
Raju Kacharu Sontakke	BSP	2394	1.72
Muktaji Narayan Sonavane	BBM	768	0.55
Siraj Ahmed Khan	IND	477	0.34
Dinesh Soma Bodhiraj	BMUP	425	0.3
Shriram Matafer Manav	IND	354	0.25
	NOTA	3894	2.79

Votes Percentage of Top Parties - 2014



Polling Station Level Election Results

Number and Name of Polling Stations (PS) (2019 AE)

Number of Polling Stations	Name of Polling Stations	Number of Polling Stations	Name of Polling Stations
1	Modern English School, Room No.2, First Floor, New	22	Chembur Station Municipal Primary School, Room No.
2	Modern English School, Room No.4, First Floor, New	23	Chembur Station Municipal Primary School, Room No.
3	Modern English School, Room No.5, First Floor, New	24	Chembur Station Municipal Primary School, Room No.
4	Modern English School, Room No.1, First Floor, New	25	Chembur Station Municipal Primary School, Room No.
5	Modern English School, Room No.6, First Floor, New	26	Chembur Station Municipal Primary School, Room No.
6	Modern English School, Room No.3, First Floor, New	27	Near Dr. Babasaheb Ambedkar Primary School, Open
7	Modern English School, Ground Floor Hall, New Bld	28	Near Dr. Babasaheb Ambedkar Primary School, Open
8	Chembur Station Municipal Primary School, Room No.	29	Near Dr. Babasaheb Ambedkar Primary School, Ope
9	Chembur Station Municipal Primary School,Hall A, P	30	Near Dr. Babasaheb Ambedkar Primary School, Ope
10	Chembur Station Municipal Primary School,Hall B, P	31	Near Dr. Babasaheb Ambedkar Primary School, Open
11	Chembur Station Municipal Primary School, Room No.	32	Near Dr. Babasaheb Ambedkar Primary School, Open
12	Chembur Station Municipal Primary School, Room No.	33	Near Dr. Babasaheb Ambedkar Primary School, Open
13	Chembur Station Municipal Primary School, Ground F	34	Near Dr. Babasaheb Ambedkar Primary School, Ope
14	Chembur Station Municipal Primary School, Room No.	35	Near Dr. Babasaheb Ambedkar Primary School, Ope
15	Chembur Station Municipal Primary School, Room No.	36	Near Dr. Babasaheb Ambedkar Primary School, Ope
16	Chembur Station Municipal Primary School, Room No.	37	Near Dr. Babasaheb Ambedkar Primary School, Ope
17	Chembur Station Municipal Primary School, Room No.	38	Near Dr. Babasaheb Ambedkar Primary School, Ope
18	Chembur Station Municipal Primary School, Room No.	39	Chembur Station Municipal Primary School Sankul,
19	Chembur Station Municipal Primary School, Room No.	40	Chembur Station Municipal Primary School Sankul ,
20	Chembur Station Municipal Primary School, Room No.	41	Chembur Station Municipal Primary School Sankul, G
21	Chembur Station Municipal Primary School, Room No.	42	Chembur Station Municipal Primary School, Patra Sh

Contd....

Polling Station Level Election Results

Polling Station-wise Votes Secured by Overall Top Five Parties in Chembur Assembly in Assembly Election (AE) under Mumbai South-Central Parliamentary Constituency in Maharashtra (2019)

Number of Polling Station	Winner - Prakash Vaikunth Phaterpekar (SHS)	Runner-up - Chandrakant Damodar Handore (INC)	3rd - Rajendra Jagannath Mahulkar (VBA)	4th - Karna (Bala) Dunbale (MNS)	5th - Madhu Rama More (BSP)	NOTA	Other	Total Votes Secured
36	14	281	412	9	6	6	24	752
37	69	232	24	31	0	6	9	371
38	55	187	21	21	0	4	7	295
39	170	147	14	11	3	5	5	355
40	79	145	5	9	4	6	3	251
41	101	225	15	11	0	12	7	371
42	105	212	21	27	2	5	8	380
43	79	441	104	19	5	4	14	666
44	54	242	122	15	8	6	14	461
45	34	230	122	7	5	7	10	415
46	72	199	115	20	8	11	12	437
47	110	294	41	26	5	7	8	491
48	70	139	11	19	0	2	4	245
49	157	264	180	41	15	18	21	696
50	79	169	165	21	5	11	7	457
51	58	118	123	7	4	7	5	322
52	266	70	11	19	3	20	3	392
53	492	127	27	38	6	21	9	720
54	159	195	92	38	7	13	19	523
55	206	80	95	61	3	14	8	467
56	160	39	21	36	2	12	2	272
57	501	79	0	41	4	26	6	657
58	243	65	0	9	0	17	1	335
59	368	52	0	4	2	15	3	444
60	350	206	35	54	2	25	22	694
61	331	95	9	32	1	40	10	518
62	247	93	16	15	1	12	5	389
63	253	75	11	28	2	23	2	394
64	252	93	14	19	1	19	6	404
65	249	96	9	14	0	23	1	392
66	408	137	2	6	4	31	0	588
67	321	44	0	1	0	9	3	378
68	389	94	12	9	3	21	4	532
69	324	154	34	25	1	20	18	576
70	312	131	9	22	2	15	6	497

Contd....

Polling Station Level Election Results

Winner, Runner-up and 3rd Party Position & Winning Margin According to Polling Stations in Chembur Assembly in Assembly Election (AE) under Mumbai South-Central Parliamentary Constituency in Maharashtra (2019)

Polling Station Number	Winner Party	Winner Votes (%)	Runner-up Party	Runner-up Votes (%)	Winning Margin Votes (%)	Third Party	Third Party Votes (%)	Other Votes (%)
71	SHS	235 (67.72)	INC	69 (19.88)	166 (47.84)	MNS	21 (6.05)	22 (6.34)
72	SHS	196 (67.59)	INC	50 (17.24)	146 (50.35)	MNS	28 (9.66)	16 (5.52)
73	VBA	367 (60.26)	INC	135 (22.17)	232 (38.09)	SHS	60 (9.85)	47 (7.72)
74	VBA	161 (43.99)	SHS	95 (25.96)	66 (18.03)	INC	69 (18.85)	41 (11.2)
75	SHS	276 (65.4)	INC	86 (20.38)	190 (45.02)	MNS	22 (5.21)	38 (9)
76	SHS	150 (48.08)	INC	90 (28.85)	60 (19.23)	VBA	42 (13.46)	30 (9.62)
77	SHS	236 (43.62)	MNS	224 (41.4)	12 (2.22)	INC	36 (6.65)	45 (8.32)
78	SHS	143 (47.99)	MNS	118 (39.6)	25 (8.39)	INC	14 (4.7)	23 (7.72)
79	SHS	199 (43.83)	MNS	155 (34.14)	44 (9.69)	INC	49 (10.79)	51 (11.23)
80	SHS	179 (54.41)	MNS	85 (25.84)	94 (28.57)	INC	36 (10.94)	29 (8.81)
81	SHS	166 (43.23)	MNS	135 (35.16)	31 (8.07)	INC	36 (9.38)	47 (12.24)
82	SHS	255 (57.43)	INC	76 (17.12)	179 (40.31)	VBA	55 (12.39)	58 (13.06)
83	SHS	180 (60)	INC	46 (15.33)	134 (44.67)	MNS	34 (11.33)	40 (13.33)
84	MNS	150 (39.37)	SHS	145 (38.06)	5 (1.31)	INC	56 (14.7)	30 (7.87)
85	SHS	181 (47.76)	MNS	102 (26.91)	79 (20.85)	INC	57 (15.04)	39 (10.29)
86	SHS	238 (50.21)	MNS	154 (32.49)	84 (17.72)	INC	45 (9.49)	37 (7.81)
87	SHS	206 (52.42)	MNS	98 (24.94)	108 (27.48)	INC	51 (12.98)	38 (9.67)
88	MNS	333 (39.78)	SHS	331 (39.55)	2 (0.23)	INC	98 (11.71)	75 (8.96)
89	SHS	270 (49.72)	MNS	157 (28.91)	113 (20.81)	INC	69 (12.71)	47 (8.66)
90	MNS	378 (44.31)	SHS	359 (42.09)	19 (2.22)	INC	61 (7.15)	55 (6.45)
91	SHS	278 (38.45)	MNS	161 (22.27)	117 (16.18)	INC	160 (22.13)	124 (17.15)
92	SHS	239 (44.84)	MNS	141 (26.45)	98 (18.39)	INC	102 (19.14)	51 (9.57)
93	SHS	344 (41)	MNS	342 (40.76)	2 (0.24)	INC	79 (9.42)	74 (8.82)
94	SHS	226 (44.14)	MNS	120 (23.44)	106 (20.7)	INC	70 (13.67)	96 (18.75)
95	SHS	161 (38.24)	MNS	95 (22.57)	66 (15.67)	VBA	69 (16.39)	96 (22.8)
96	SHS	182 (44.07)	MNS	113 (27.36)	69 (16.71)	INC	54 (13.08)	64 (15.5)
97	SHS	272 (48.92)	MNS	196 (35.25)	76 (13.67)	INC	44 (7.91)	44 (7.91)
98	SHS	520 (75.8)	MNS	94 (13.7)	426 (62.1)	INC	45 (6.56)	27 (3.94)
99	SHS	438 (71.69)	INC	82 (13.42)	356 (58.27)	MNS	49 (8.02)	42 (6.87)
100	SHS	369 (77.52)	INC	55 (11.55)	314 (65.97)	MNS	17 (3.57)	35 (7.35)
101	SHS	196 (76.26)	INC	46 (17.9)	150 (58.36)	MNS	3 (1.17)	12 (4.67)
102	SHS	348 (68.5)	INC	76 (14.96)	272 (53.54)	MNS	41 (8.07)	43 (8.46)
103	SHS	238 (45.95)	INC	141 (27.22)	97 (18.73)	MNS	103 (19.88)	36 (6.95)
104	SHS	222 (53.11)	INC	129 (30.86)	93 (22.25)	MNS	51 (12.2)	16 (3.83)
105	MNS	259 (45.28)	SHS	233 (40.73)	26 (4.55)	INC	40 (6.99)	40 (6.99)

Contd....

DISCLAIMER

The Terms of Use and Disclaimer of Datanet India Private Limited (hereinafter referred to as "Datanet") for use of this analysis report of **Chembur Assembly Constituency (Chembur Vidhan Sabha)** :-

1. **Assembly Factbook™** is a Registered Trade Mark owned by Datanet.
2. All the maps are sketched and graphical representation only and have not been drawn to the scale and also not to represent the actual geographical area or boundary of the unit.
3. The data for the aforesaid analysis is based on authentic sources and has been culled from the various publications of Census, CSO and NSSO for district and block level data, various central and state government departments, Central & State Elections Commissions and the concerned Returning Officers' releases, Electoral Rolls, Election results and allied publications, internal assessment, surveys, estimates and analysis. Therefore, certain adjustment of data at micro level may have been done to arrive closer to the macro data.
4. Data have been provided on an "As Is" and "As AVAILABLE" basis
5. The colours shown in the maps or diagram and charts of a particular party, alliance or AC are indicative and do not represent them.
6. This publication which includes maps, sheets, graphs and data would be the property under copyright of Datanet only. The user may use these for its internal study, analysis and research purposes. It's public display, re-selling or any commercial uses by the user are not allowed.
7. Datanet has taken due care and caution in compilation and processing of data and allied information, but does not guarantee the accuracy, adequacy or completeness of any information/analysis and will be not responsible for any errors or omissions or for the results obtained from the use of such information/analysis.
8. All the contents for the publication have been culled from various authentic sources and Datanet reasonably believes such sources to be reliable, but does not make any representations, express or implied as to the accuracy or fitness of use of such information. The information or contents of the information/analysis do not constitute advice and should not be relied upon in making (or refraining from making) any decision. Any reliance placed upon the information provided by Datanet is the sole responsibility and strictly at the user's risk.
9. In no event will Datanet be liable for any damages (including, without limitation, damages for loss of business projects, or loss of profits) arising in contract, tort or otherwise from the use of or inability to use any of its contents, or from any action taken (or refrained from being taken) as a result of using the analysis or any of its contents. Datanet its directors, owners, editors, officials, employees, distributor and agents or any associate will not be liable for any errors in the information contained or any consequences arising from the use of the contents of the provided information/analysis.
10. If any provision of these terms and conditions is held invalid or illegal or unenforceable for any reason by any court of competent jurisdiction, such provision shall be severed and the remainder of provisions of the terms and conditions shall continue in full force and effect as if the Term of Use had been executed with the invalid, illegal or unenforceable provision eliminated.
11. If there are any discrepancies in the information provided, please bring it to attention of Datanet for suitable rectification measures.

Buy Online This Complete Book At
Datanet India eBooks Store

www.indiastatpublications.com

or go directly at

[http://www.indiastatpublications.com/
Assembly_factbook/Maharashtra/Mumbai_South-Central/
Chembur](http://www.indiastatpublications.com/Assembly_factbook/Maharashtra/Mumbai_South-Central/Chembur)

 **indiastat**elections

ISBN : 978-93-86662-38-5



9 789386 662385