



Maharashtra

Assembly Factbook™

Mahim Assembly Constituency



Key Electoral Data of Mahim
Assembly Constituency (Vidhan Sabha)

Maharashtra
Assembly FactbookTM
Mahim Assembly Constituency



Mahim Vidhan Sabha

Editor & Director

Dr. R.K. Thukral

Research Editor

Dr. Shafeeq Rahman

Compiled, Researched and Published by Datanet India Pvt. Ltd.

D-100, 1st Floor,

Okhla Industrial Area, Phase-I,
New Delhi- 110020.

Ph.: 91-11- 43580781-84

Email : support@indiastatpublications.com

Website : www.indiastatelections.com

Online Book Store :

www.indiastatpublications.com

Report No. : AFB/MH-181-0123

ISBN : 978-93-5293-274-0

First Edition : January, 2018

Sixth Updated Edition : January, 2023

Price : Rs.11500/-

US\$ 310

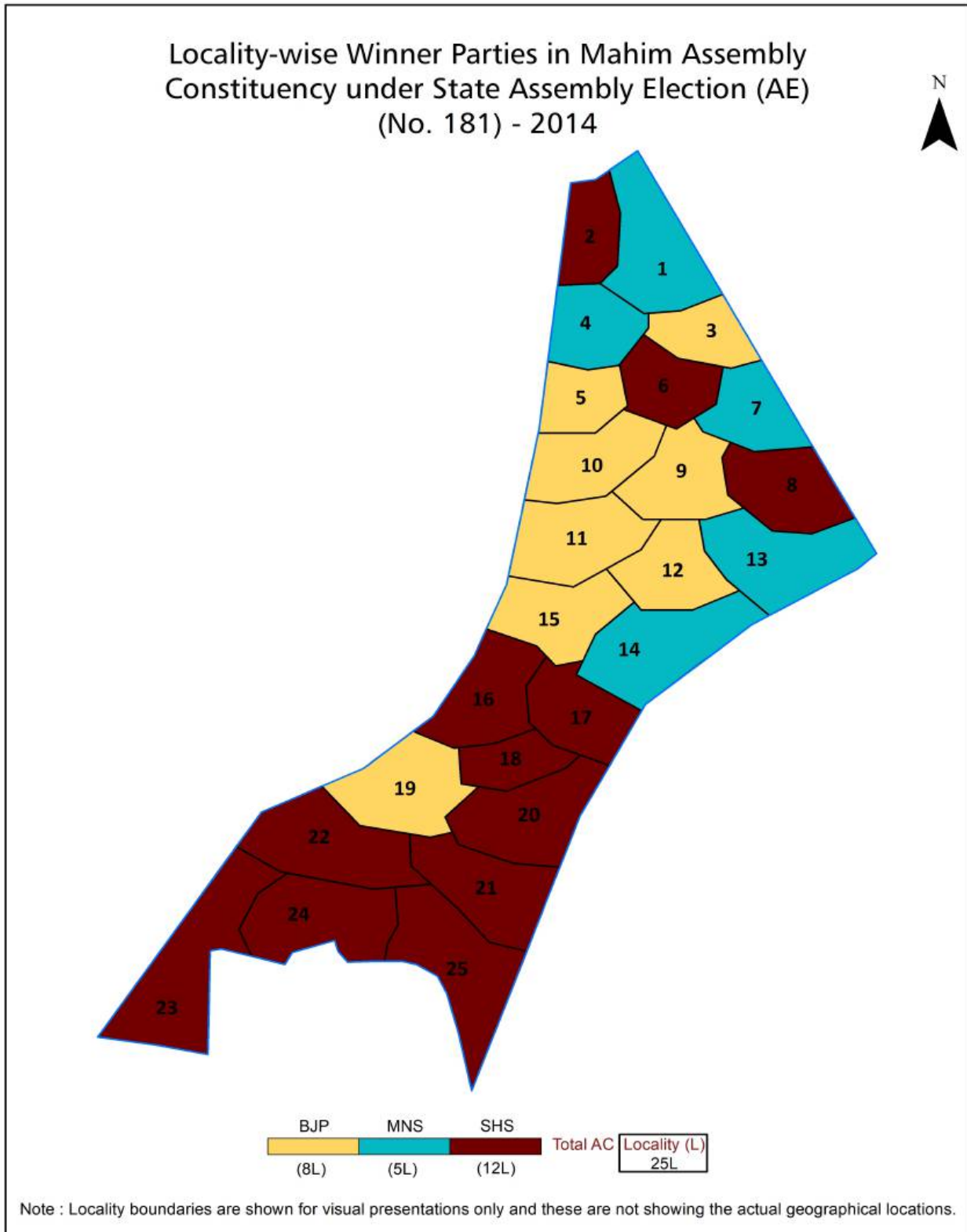
© Datanet India Pvt. Ltd.

All rights reserved. No part of this book may be reproduced, stored in a retrieval system or transmitted in any form or by any means, mechanical photocopying, photographing, scanning, recording or otherwise without the prior written permission of the publisher. Please refer to Disclaimer at page no. 153 for the use of this publication.

Printed in India

No.	Particulars	Page No.
	Introduction	
1	Assembly Constituency - (Vidhan Sabha) at a Glance Features of Assembly as per Delimitation Commission of India (2008)	1-2
	Location and Political Maps	
2	Location Map Boundaries of Assembly Constituency - (Vidhan Sabha) in District Boundaries of Assembly Constituency under Parliamentary Constituency - (Lok Sabha) Locality-wise Winner Parties- 2019-PE, 2019-AE, 2014-PE, 2014-AE	3-10
	Administrative Setup (2011)	
3	District Sub-district Towns Villages Inhabited Villages Uninhabited Villages Village Panchayat Intermediate Panchayat	11
	Demographics (2011)	
4	Population Households Rural/Urban Population Sex Ratio (Total & 0-6 Years) Religious Population Social Population Literacy Rate	12
	Electoral Features	
5	Important Dates of Last Elections Held Electors by Gender Service Electors Voters Voters Turnout Polling Stations & Average Number of Electors per Polling Station Electors by Age Group Present Elected Representatives	13-18
	Historical Summary Election Results	
6	Vote Share of Major Parties Winning Margin (Number & Percentage) Polarity of Parties Summary Result of Assembly Segment of Parliamentary Elections 2019, 2014, 2009, 2004 and 1999 Summary Result of Assembly Elections 2019, 2014, 2009, 2004, 1999, 1995, 1990, 1985, 1980, 1978, 1972, 1967 and 1962	19-40
	Polling Station Level Election Results	
7	Name and Number of Polling Station 2019-PE, 2019-AE, 2014-PE, 2014-AE Polling Station-wise Electors, Voters & Voters Turnout 2019-PE, 2019-AE, 2014-PE, 2014-AE Polling Station wise Elections Results 2019-PE, 2019-AE, 2014-PE, 2014-AE	41-146
	Share of Assembly Constituency	
8	Share of Assembly Constituency - (Vidhan Sabha) in State, District and Parliamentary Constituency - (Lok Sabha)	147
9	Abbreviation & Sources	150-151
10	Disclaimer	153

Location & Political Map

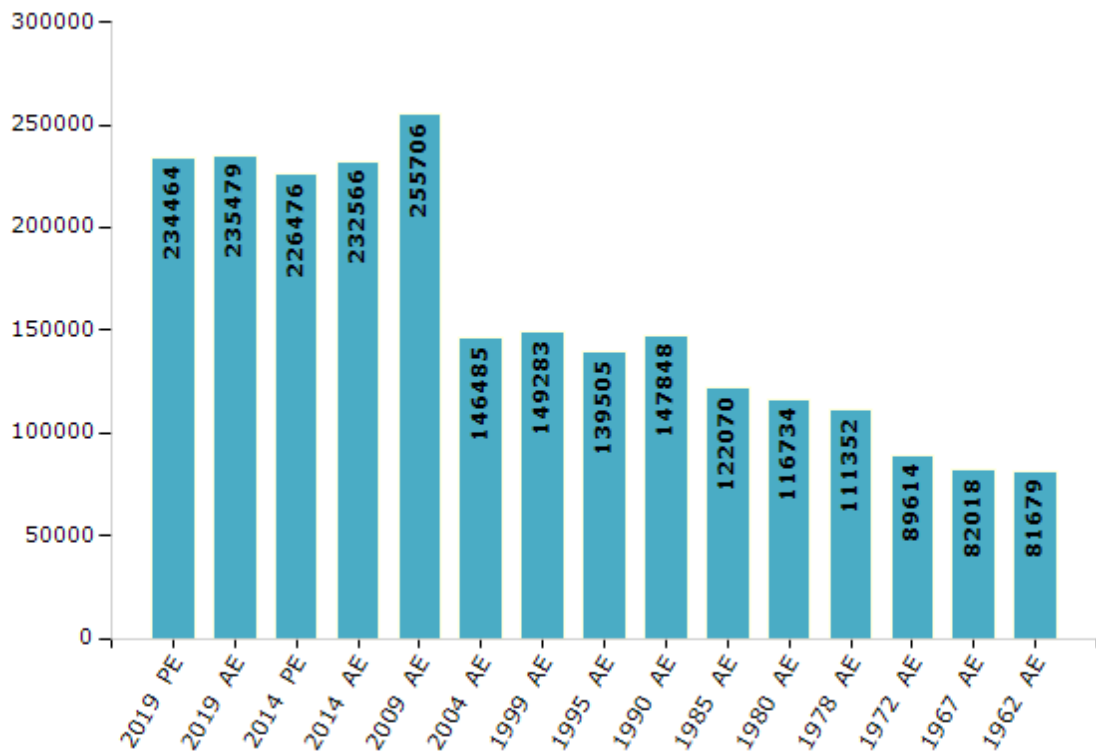


Electoral Features

Electors by Male & Female

Year	Male	Female	Others	Total	Year	Male	Female	Others	Total
2019 PE	118826	115606	32	234464	1999 AE	79823	69460	-	149283
2019 AE	119191	116256	32	235479	1995 AE	75210	64295	-	139505
2014 PE	115924	110533	19	226476	1990 AE	83410	64438	-	147848
2014 AE	118670	113878	18	232566	1985 AE	69256	52814	-	122070
2009 PE	-	-	-	-	1980 AE	66831	49903	-	116734
2009 AE	131744	123962	-	255706	1978 AE	64763	46589	-	111352
2004 PE	-	-	-	-	1972 AE	50968	38646	-	89614
2004 AE	77815	68670	-	146485	1967 AE	-	-	-	82018
1999 PE	-	-	-	-	1962 AE	-	-	-	81679

Number of Electors



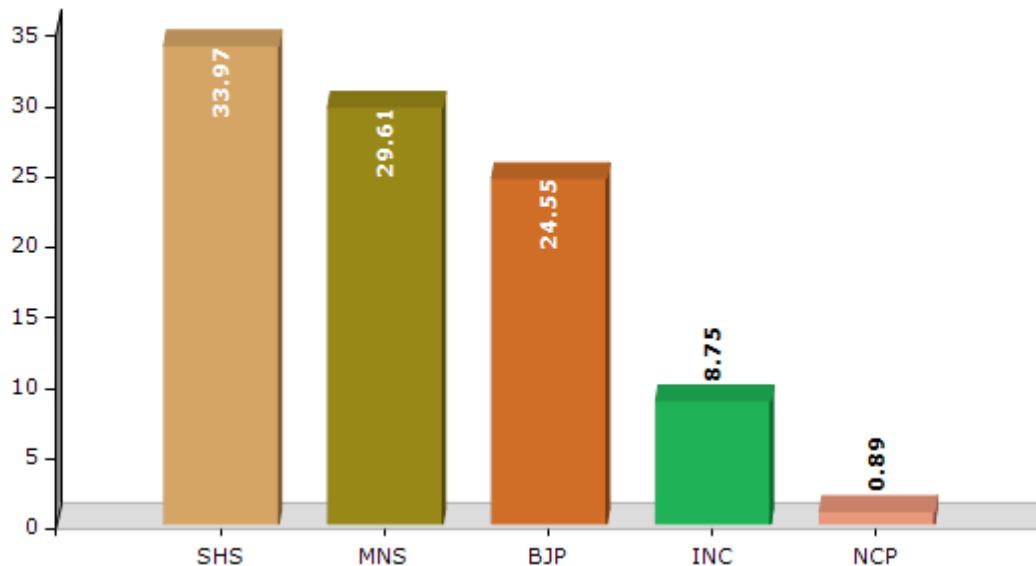
Note : AE : Assembly Election, PE : Assembly Segment of Parliamentary Election

Historical Summary Election Results

Summary Result of Assembly Election - 2014

Candidate Name	Party	Votes	Votes %
Sada Sarvankar	SHS	46291	33.97
Nitin Sardesai	MNS	40350	29.61
Ambekar Vilas Ramesh	BJP	33446	24.55
Pravin Naik	INC	11917	8.75
Ramesh Parab	NCP	1219	0.89
Com. Eknath Sakharam Mane	CPI	360	0.26
Arjun Ladoba Naik	BVA	293	0.22
Nagsen Mala	BSP	285	0.21
Anis Ahmed Qureshi	IND	180	0.13
	NOTA	1918	1.41

Votes Percentage of Top Parties - 2014



Polling Station Level Election Results

Number and Name of Polling Stations (PS) (2019 AE)

Number of Polling Stations	Name of Polling Stations	Number of Polling Stations	Name of Polling Stations
1	Mahim Police Colony Mun. Marathi School Building No 2 Room No. 1. Mumbai 16	22	St. Xavier Engineering Institute, New Building, Ground Floor, Canteen- A, Mumbai 16
2	Mahim Police Colony Mun. Marathi School Building No 2 Room No. 2. Mumbai 16	23	St. Xavier Engineering Institute, New Building, Ground Floor, Canteen- B, Mumbai 16
3	Mahim Police Colony Mun. Marathi School Building No 2 Room No. 3 . Mumbai 16	24	St. Xavier Engineering Institute, New Building, First Floor, Library- A. Mumbai 16
4	Mahim Police Colony Mun. Marathi School Building No 3 Room No. 9 . Mumbai 16	25	St. Xavier Engineering Institute, New Building, First Floor, Library- B Mumbai 16
5	Mahim Police Colony Mun. Marathi School Building No 3 Room No. 10 . Mumbai 16	26	St. Xavier Engineering Institute, New Building, First Floor, Linux Research Lab,Mumbai 16
6	Mahim Police Colony Mun. Marathi School Building No 3 Room No. 11 . Mumbai 16	27	St. Xavier Engineering Institute, New Building, Second Floor, Drawing Hall - A, Mumbai 16
7	Mahim Police Colony Mun. Marathi School Building No 3 Room No. 12 . Mumbai 16	28	St. Xavier Engineering Institute, New Building, Second Floor, Drawing Hall - B, Mumbai 16
8	St. Xavier Technical Institute, Old Building.First Floor Room No. 14 . Mumbai 16	29	St. Xavier Engineering Institute, New Building, Second Floor, Lecture Hall No.1,Left Side, Mumbai 16
9	St. Xavier Technical Institute, Old Building.Ground Floor Room No. 1 . Mumbai 16	30	St. Xavier Engineering Institute, New Building, Second Floor, Lecture Hall No.1,Right Side, Mumbai 16
10	St. Xaviertechnical Institute, Old Building.First Floor Room No. 11. Mumbai 16	31	St. Xavier Engineering Institute, New Building, Second Floor, Lecture Hall No.2,Left Side, Mumbai 16
11	St. Xavier Technical Institute, Old Building.First Floor Room No. 12. Mumbai 16	32	St. Xavier Engineering Institute, New Building, Second Floor, Lecture Hall No.3,Right Side, Mumbai 16
12	St. Xavier Technical Institute, Old Building. First Floor Room No. 13 . Mumbai 16	33	St. Xavier Engineering Institute, New Building, Second Floor, Lecture Hall No.4, Mumbai 16
13	St. Xaviertechnical Institute, Old Building.Second Floor Room No. 21 . Mumbai 16	34	Municipal School Mahim Causeway,.Ground Floor. . Mumbai 16
14	St. Xaviertechnical Institute, Old Building.Second Floor Room No. 22 . Mumbai 16	35	Municipal School Mahim Causway, .Ground Floor Room No. 2 . Mumbai 16
15	St. Xavier Institute Of Engineering.(New Building)Ground Floor, Seminar Hall A Room No.1 Mumbai 16	36	Mori Road . Mumbai Mun. . School Ground Floor Room No. 1 . Mumbai 16
16	St. Xavier Institute Of Engineering.(New Building)Ground Floor, Seminar Hall B, Room No. 2 Mumbai 16	37	Mori Road . Mumbai Mun. . School Ground Floor Room No. 2., Mumbai 16
17	St. Xavier Engineering Institute, New Building. Ground Floor, Tutorial Room No. 1 Mumbai 16	38	Mori Road . Mumbai Mun. . School Ground Floor Room No.3. Mumbai 16
18	St. Xavier Engineering Institute, New Building. Ground Floor, Tutorial Room No. 2 Mumbai 16	39	Mori Road . Mumbai Mun. . School Ground Floor Room No. 4. Mumbai 16
19	St. Xavier Engineering Institute, New Building Grond Floor,Women Staff Room . Mumbai 16	40	Mori Road . Mumbai Mun. . School Ground Floor Room No 5 . Mumbai 16
20	St. Xavier Engineering Institute, New Building Ground Floor, Girls Common Room . Mumbai 16	41	Mori Road . Mumbai Mun. School Ground Floor Hall . Mumbai 16
21	St. Xavier Engineering Institute, New Building Ground Floor Dinning Room, Mumbai 16	42	St. Michael School First Floor. Room No.13 . Mumbai 16

Contd....

Polling Station Level Election Results

Polling Station-wise Votes Secured by Overall Top Five Parties in Mahim Assembly in Assembly Election (AE) under Mumbai South-Central Parliamentary Constituency in Maharashtra (2019)

Number of Polling Station	Winner - Sada Sarvankar (SHS)	Runner-up - Sandeep Sudhakar Deshpande (MNS)	3rd - Pravin Naik (INC)	4th - Mohanish Ravindra Raul (IND)	5th - ()	NOTA	Other	Total Votes Secured
36	246	84	156	2	0	27	0	515
37	231	172	102	4	0	21	0	530
38	158	97	127	2	0	12	0	396
39	167	97	98	1	0	16	0	379
40	124	49	221	3	0	25	0	422
41	137	214	204	1	0	18	0	574
42	62	32	138	2	0	7	0	241
43	94	70	182	0	0	13	0	359
44	111	116	102	2	0	11	0	342
45	215	139	62	2	0	18	0	436
46	262	149	90	5	0	29	0	535
47	187	156	117	3	0	13	0	476
48	310	134	35	3	0	20	0	502
49	323	143	67	3	0	14	0	550
50	157	188	164	3	0	11	0	523
51	35	170	190	1	0	3	0	399
52	110	95	71	1	0	6	0	283
53	51	68	295	0	0	2	0	416
54	34	49	146	3	0	1	0	233
55	169	128	199	2	0	11	0	509
56	116	121	206	4	0	9	0	456
57	211	109	63	4	0	30	0	417
58	193	107	72	2	0	17	0	391
59	198	133	46	1	0	14	0	392
60	204	129	116	6	0	15	0	470
61	118	77	34	0	0	8	0	237
62	176	99	108	3	0	10	0	396
63	37	153	183	0	0	5	0	378
64	132	154	101	4	0	8	0	399
65	106	222	142	0	0	11	0	481
66	88	235	233	5	0	5	0	566
67	65	131	258	1	0	10	0	465
68	195	235	61	4	0	10	0	505
69	157	90	74	5	0	7	0	333
70	314	115	37	0	0	9	0	475

Contd....

Polling Station Level Election Results

Winner, Runner-up and 3rd Party Position & Winning Margin According to Polling Stations in Mahim Assembly in Assembly Election (AE) under Mumbai South-Central Parliamentary Constituency in Maharashtra (2019)

Polling Station Number	Winner Party	Winner Votes (%)	Runner-up Party	Runner-up Votes (%)	Winning Margin Votes (%)	Third Party	Third Party Votes (%)	Other Votes (%)
71	SHS	306 (60.96)	MNS	128 (25.5)	178 (35.46)	INC	47 (9.36)	21 (4.18)
72	SHS	315 (60.34)	MNS	100 (19.16)	215 (41.18)	INC	75 (14.37)	32 (6.13)
73	SHS	257 (53.32)	INC	135 (28.01)	122 (25.31)	MNS	77 (15.98)	13 (2.7)
74	SHS	246 (58.57)	MNS	89 (21.19)	157 (37.38)	INC	61 (14.52)	24 (5.71)
75	SHS	223 (55.89)	MNS	111 (27.82)	112 (28.07)	INC	40 (10.03)	25 (6.27)
76	SHS	239 (60.81)	MNS	64 (16.28)	175 (44.53)	INC	61 (15.52)	29 (7.38)
77	INC	207 (42.86)	SHS	137 (28.36)	70 (14.5)	MNS	120 (24.84)	19 (3.93)
78	MNS	207 (45.59)	INC	136 (29.96)	71 (15.63)	SHS	98 (21.59)	13 (2.86)
79	SHS	134 (38.07)	INC	127 (36.08)	7 (1.99)	MNS	59 (16.76)	32 (9.09)
80	SHS	93 (42.27)	INC	69 (31.36)	24 (10.91)	MNS	47 (21.36)	11 (5)
81	SHS	202 (55.8)	INC	74 (20.44)	128 (35.36)	MNS	71 (19.61)	15 (4.14)
82	MNS	274 (44.92)	SHS	253 (41.48)	21 (3.44)	INC	63 (10.33)	20 (3.28)
83	SHS	316 (47.88)	MNS	204 (30.91)	112 (16.97)	INC	123 (18.64)	17 (2.58)
84	SHS	297 (46.99)	MNS	239 (37.82)	58 (9.17)	INC	67 (10.6)	29 (4.59)
85	SHS	140 (44.44)	MNS	92 (29.21)	48 (15.23)	INC	60 (19.05)	23 (7.3)
86	SHS	278 (64.35)	MNS	70 (16.2)	208 (48.15)	INC	47 (10.88)	37 (8.56)
87	SHS	291 (58.32)	MNS	163 (32.67)	128 (25.65)	INC	29 (5.81)	16 (3.21)
88	INC	183 (41.78)	MNS	149 (34.02)	34 (7.76)	SHS	97 (22.15)	9 (2.05)
89	INC	227 (41.05)	SHS	158 (28.57)	69 (12.48)	MNS	155 (28.03)	13 (2.35)
90	SHS	221 (47.53)	MNS	153 (32.9)	68 (14.63)	INC	68 (14.62)	23 (4.95)
91	SHS	264 (59.46)	MNS	133 (29.95)	131 (29.51)	INC	25 (5.63)	22 (4.95)
92	SHS	207 (51.62)	MNS	137 (34.16)	70 (17.46)	INC	37 (9.23)	20 (4.99)
93	SHS	353 (53.24)	MNS	211 (31.83)	142 (21.41)	INC	46 (6.94)	53 (7.99)
94	SHS	341 (52.87)	MNS	180 (27.91)	161 (24.96)	INC	66 (10.23)	58 (8.99)
95	SHS	230 (58.52)	MNS	114 (29.01)	116 (29.51)	INC	36 (9.16)	13 (3.31)
96	SHS	227 (50.11)	MNS	183 (40.4)	44 (9.71)	INC	22 (4.86)	21 (4.64)
97	SHS	157 (51.99)	INC	75 (24.83)	82 (27.16)	MNS	51 (16.89)	19 (6.29)
98	SHS	221 (43.59)	MNS	167 (32.94)	54 (10.65)	INC	105 (20.71)	14 (2.76)
99	SHS	248 (51.67)	MNS	149 (31.04)	99 (20.63)	INC	65 (13.54)	18 (3.75)
100	SHS	276 (53.7)	MNS	186 (36.19)	90 (17.51)	INC	33 (6.42)	19 (3.7)
101	SHS	308 (58.22)	MNS	168 (31.76)	140 (26.46)	INC	36 (6.81)	17 (3.21)
102	SHS	314 (57.3)	MNS	180 (32.85)	134 (24.45)	INC	31 (5.66)	23 (4.2)
103	SHS	365 (68.48)	MNS	109 (20.45)	256 (48.03)	INC	28 (5.25)	31 (5.82)
104	SHS	312 (56.83)	MNS	196 (35.7)	116 (21.13)	INC	17 (3.1)	24 (4.37)
105	SHS	191 (56.85)	INC	63 (18.75)	128 (38.1)	MNS	61 (18.15)	21 (6.25)

Contd....

DISCLAIMER

The Terms of Use and Disclaimer of Datanet India Private Limited (hereinafter referred to as "Datanet") for use of this analysis report of **Mahim Assembly Constituency (Mahim Vidhan Sabha)** :-

1. **Assembly Factbook™** is a Registered Trade Mark owned by Datanet.
2. All the maps are sketched and graphical representation only and have not been drawn to the scale and also not to represent the actual geographical area or boundary of the unit.
3. The data for the aforesaid analysis is based on authentic sources and has been culled from the various publications of Census, CSO and NSSO for district and block level data, various central and state government departments, Central & State Elections Commissions and the concerned Returning Officers' releases, Electoral Rolls, Election results and allied publications, internal assessment, surveys, estimates and analysis. Therefore, certain adjustment of data at micro level may have been done to arrive closer to the macro data.
4. Data have been provided on an "As Is" and "As AVAILABLE" basis
5. The colours shown in the maps or diagram and charts of a particular party, alliance or AC are indicative and do not represent them.
6. This publication which includes maps, sheets, graphs and data would be the property under copyright of Datanet only. The user may use these for its internal study, analysis and research purposes. It's public display, re-selling or any commercial uses by the user are not allowed.
7. Datanet has taken due care and caution in compilation and processing of data and allied information, but does not guarantee the accuracy, adequacy or completeness of any information/analysis and will be not responsible for any errors or omissions or for the results obtained from the use of such information/analysis.
8. All the contents for the publication have been culled from various authentic sources and Datanet reasonably believes such sources to be reliable, but does not make any representations, express or implied as to the accuracy or fitness of use of such information. The information or contents of the information/analysis do not constitute advice and should not be relied upon in making (or refraining from making) any decision. Any reliance placed upon the information provided by Datanet is the sole responsibility and strictly at the user's risk.
9. In no event will Datanet be liable for any damages (including, without limitation, damages for loss of business projects, or loss of profits) arising in contract, tort or otherwise from the use of or inability to use any of its contents, or from any action taken (or refrained from being taken) as a result of using the analysis or any of its contents. Datanet its directors, owners, editors, officials, employees, distributor and agents or any associate will not be liable for any errors in the information contained or any consequences arising from the use of the contents of the provided information/analysis.
10. If any provision of these terms and conditions is held invalid or illegal or unenforceable for any reason by any court of competent jurisdiction, such provision shall be severed and the remainder of provisions of the terms and conditions shall continue in full force and effect as if the Term of Use had been executed with the invalid, illegal or unenforceable provision eliminated.
11. If there are any discrepancies in the information provided, please bring it to attention of Datanet for suitable rectification measures.

**Buy Online This Complete Book At
Datanet India eBooks Store**

www.indiastatpublications.com

or go directly at

[http://www.indiastatpublications.com/
Assembly_factbook/Maharashtra/Mumbai_South-Central/
Mahim](http://www.indiastatpublications.com/Assembly_factbook/Maharashtra/Mumbai_South-Central/Mahim)

 **indiastat**elections

ISBN : 978-93-5293-274-0

