



Maharashtra

Assembly Factbook™

Colaba Assembly Constituency



Key Electoral Data of Colaba
Assembly Constituency (Vidhan Sabha)

Maharashtra

Assembly Factbook™

Colaba Assembly Constituency



Colaba Vidhan Sabha

Editor & Director

Dr. R.K. Thukral

Research Editor

Dr. Shafeeq Rahman

**Compiled, Researched and Published by
Datanet India Pvt. Ltd.**

D-100, 1st Floor,

Okhla Industrial Area, Phase-I,

New Delhi- 110020.

Ph.: 91-11- 43580781-84

Email : support@indiastatpublications.com

Website : www.indiastatelections.com

Online Book Store :

www.indiastatpublications.com

Report No. : AFB/MH-187-0125

ISBN : 978-93-6219-008-6

First Edition : January, 2018

Eighth Updated Edition : January, 2025

Price : Rs.11500/-

US\$ 310

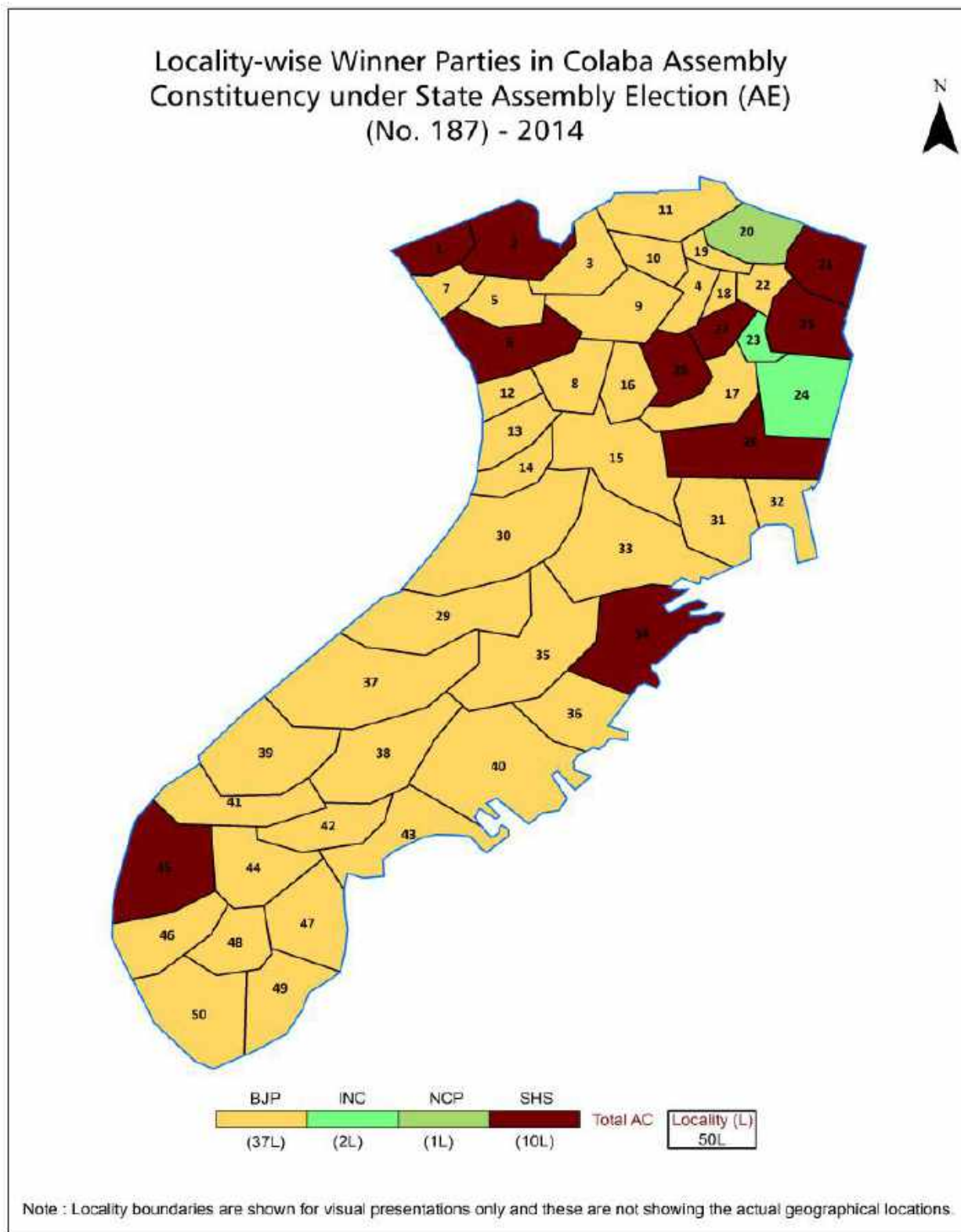
© Datanet India Pvt. Ltd.

All rights reserved. No part of this book may be reproduced, stored in a retrieval system or transmitted in any form or by any means, mechanical photocopying, photographing, scanning, recording or otherwise without the prior written permission of the publisher. Please refer to Disclaimer at page no. 168 for the use of this publication.

Printed in India

No.	Particulars	Page No.
	Introduction	
1	Assembly Constituency - (Vidhan Sabha) at a Glance Features of Assembly as per Delimitation Commission of India (2008)	1-2
	Location and Political Maps	
2	Location Map Boundaries of Assembly Constituency - (Vidhan Sabha) in District Boundaries of Assembly Constituency under Parliamentary Constituency - (Lok Sabha) Locality-wise Winner Parties- 2024-PE, 2024-AE, 2019-PE, 2019-AE, 2014-PE, 2014-AE and 2009-PE	3-10
	Administrative Setup (2011)	
3	District Sub-district Towns Villages Inhabited Villages Uninhabited Villages Village Panchayat Intermediate Panchayat	11
	Demographics (2011)	
4	Population Households Rural/Urban Population Sex Ratio (Total & 0-6 Years) Religious Population Social Population Literacy Rate	12
	Electoral Features	
5	Important Dates of Last Elections Held Electors by Gender Service Electors Voters Voters Turnout Polling Stations & Average Number of Electors per Polling Station Electors by Age Group Present Elected Representatives	13-18
	Historical Summary Election Results	
6	Vote Share of Major Parties Winning Margin (Number & Percentage) Polarity of Parties Summary Result of Assembly Segment of Parliamentary Elections 2024, 2019, 2014, 2009, 2004 and 1999 Summary Result of Assembly Elections 2024, 2019, 2014, 2009, 2004, 1999, 1995, 1990, 1985, 1980, 1978, 1972, 1967 and 1962	19-40
	Polling Station Level Election Results	
7	Name and Number of Polling Station 2024-PE, 2024-AE, 2019-PE, 2019-AE, 2014-PE, 2014-AE and 2009-PE Polling Station-wise Electors, Voters & Voters Turnout 2024-PE, 2024-AE, 2019-PE, 2019-AE, 2014-PE, 2014-AE and 2009-PE Polling Station wise Elections Results 2024-PE, 2024-AE, 2019-PE, 2019-AE, 2014-PE, 2014-AE and 2009-PE	41-161
	Share of Assembly Constituency	
8	Share of Assembly Constituency - (Vidhan Sabha) in State, District and Parliamentary Constituency - (Lok Sabha)	162
9	Abbreviation & Sources	165-166
10	Disclaimer	168

Location & Political Map

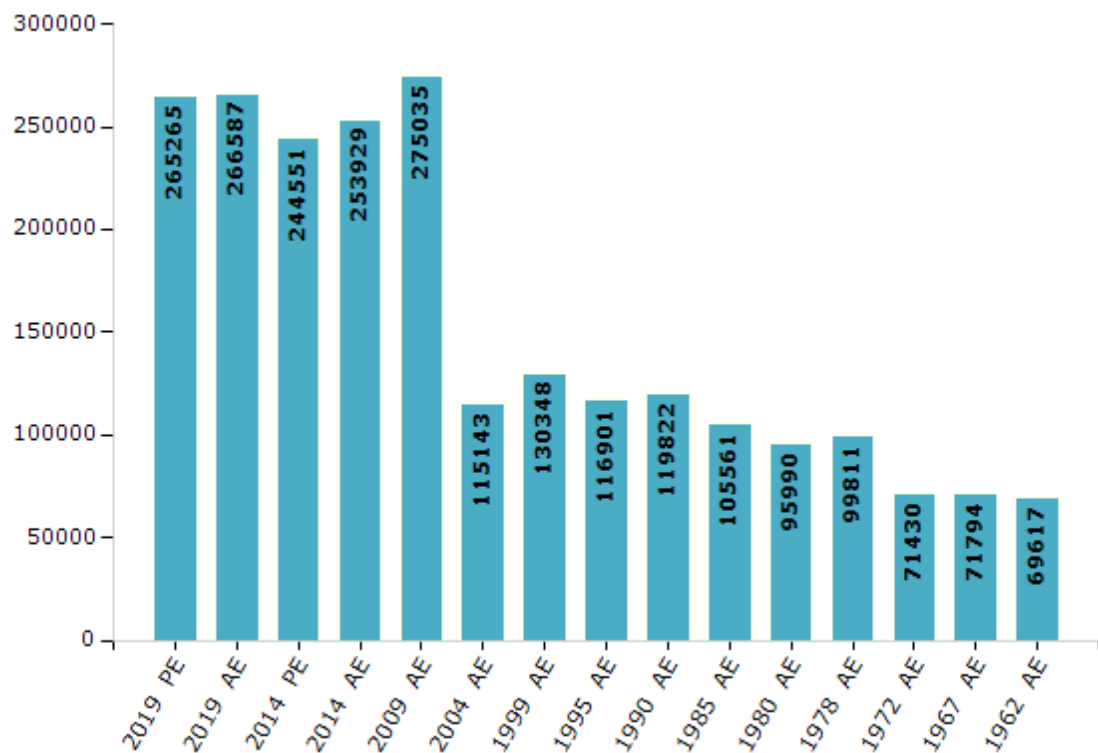


Electoral Features

Electors by Male & Female

Year	Male	Female	Others	Total	Year	Male	Female	Others	Total
2019 PE	154271	110994	0	265265	1999 AE	73689	56659	-	130348
2019 AE	155265	111319	3	266587	1995 AE	65855	51046	-	116901
2014 PE	144315	100236	0	244551	1990 AE	71148	48674	-	119822
2014 AE	149739	104190	0	253929	1985 AE	65044	40517	-	105561
2009 PE	-	-	-	-	1980 AE	60114	35876	-	95990
2009 AE	165811	109224	-	275035	1978 AE	63435	36376	-	99811
2004 PE	-	-	-	-	1972 AE	47624	23806	-	71430
2004 AE	62828	52315	-	115143	1967 AE	-	-	-	71794
1999 PE	-	-	-	-	1962 AE	-	-	-	69617

Number of Electors



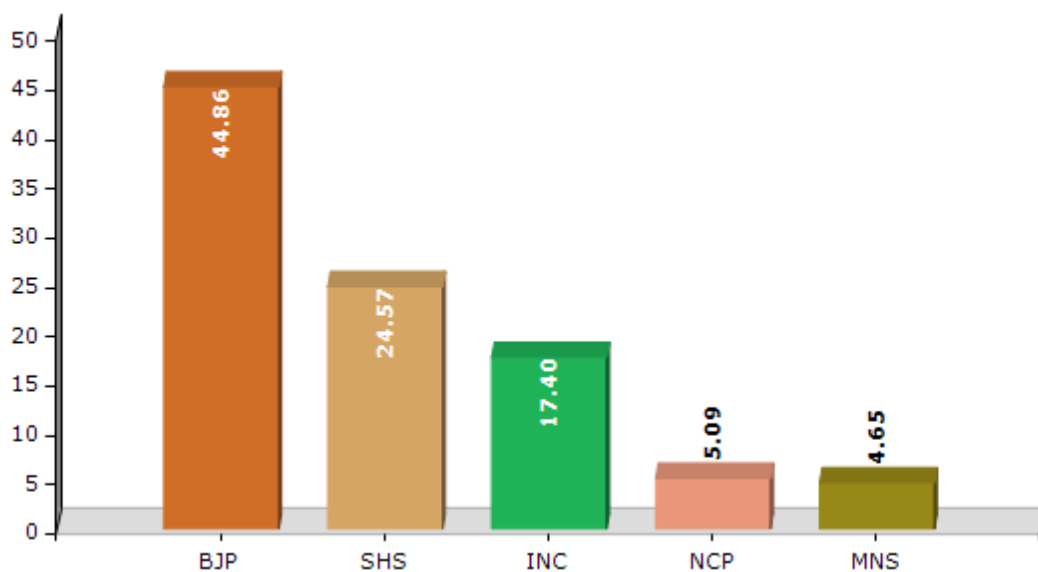
Note : AE : Assembly Election, PE : Assembly Segment of Parliamentary Election

Historical Summary Election Results

Summary Result of Assembly Election - 2014

Candidate Name	Party	Votes	Votes %
Raj K.Purohit	BJP	52608	44.86
Pandurang Ganpat Sakpal	SHS	28821	24.57
Annie Shekhar	INC	20410	17.4
Patel Bashir Musa	NCP	5966	5.09
Arvind Dnyaneshwar Gawde	MNS	5453	4.65
Kamble Ramesh Kashiram	BSP	721	0.61
Santosh Gopinath Chavan	IND	497	0.42
Mohammed Taiyab Ibrahim Tai	IUML	398	0.34
Ashok Meshram	BMUP	336	0.29
Sanjay Arjun Nakte	BVA	157	0.13
Jain Surendrakumar K.	IND	113	0.1
Deshappa Shivappa Rathod	PWPI	99	0.08
Bernard Chaves (Bharat Patil)	IND	96	0.08
Mohd. Zubair Shaikh	IND	92	0.08
	NOTA	1516	1.29

Votes Percentage of Top Parties - 2014



Polling Station Level Election Results

Number and Name of Polling Stations (PS) (2019 AE)

Number of Polling Stations	Name of Polling Stations	Number of Polling Stations	Name of Polling Stations
1	Nathuram Poddar Baug, Ground Floor, Hall A	22	St Sabastian High School, Ground Floor, K. G.-B
2	Nathuram Poddar Baug, Ground Floor, Hall B	23	St Sabastian High School, Ground Floor, K. G.-C
3	Prabhu Seminari High School, Ground Floor,A	24	St Sebastian High School, Ground Floor, Std I Class
4	Prabhu Seminari High School, Ground Floor,B	25	Prabhu Seminari High School, Second Floor, Hall A1
5	Sitaram Poddar Balika Vidyalaya, First Floor, Lab,	26	Prabhu Seminari High School, Second Floor, Hall B1
6	Sitaram Poddar Balika Vidyalaya, First Floor, Libriary,	27	Student Literary Scientific Society, School, First Floor., Room No1
7	Sitaram Poddar Balika Vidyalaya, Ground, Floor, Room No. 1,	28	Student Literary Scientific Society. School, First Floor., Room No2.
8	Sitaram Poddar Balika Vidyalaya, First Floor, Room No.2,	29	Student Literary Scientific Society School, First Floor, Room No3.
9	Sitaram Poddar Balika Vidyalaya, First Floor, Hall A	30	Ganesh Baug, First Floor,Hall E
10	Sitaram Poddar Balika Vidyalaya, First Floor, Hall B	31	Ganesh Baug, First Floor, Hall F
11	Sitaram Poddar Balika Vidyalaya, First Floor, Hall C	32	Ganesh Baug,First Floor,Hall A
12	Sitaram Poddar Balika Vidyalaya, First Floor, Hall D	33	Ganesh Baug, First Floor,Hall B
13	Sitaram Poddar Balika Vidyalaya, First Floor, Room No.3	34	The Marwadi Commercial High School,Ground Floor, Room No.1
14	Sitaram Poddar Balika Vidyalaya, First Floor, Room No.4	35	The Marwadi Commercial High School,Ground Floor, Room No.2
15	Sitaram Poddar Balika Vidyalaya, Ground Floor, Room No.5	36	The Marwadi Commercial High School, First Floor, Room, No.9
16	Ganesh Baug, First Floor	37	Barrato High School, Ground Floor., K.G.-A
17	Ganesh Baug, First Floor	38	Barrato High School, Ground Floor, K. G.-B
18	Bidla Dharmashala,First Floor, Hall-A	39	Barrato High School, Ground Floor, Room No.3.
19	Prabhu Seminari High School, Ground Floor,C	40	Barrato High School, Ground Floor, Room No.4.
20	Prabhu Seminari High School, First Floor,D	41	Zaver Baug, Ground Floor, Hall A
21	St Sabastian High School, Ground Floor, K.G-.A	42	Zaver Baug, Ground Floor, Hall B

Contd....

Polling Station Level Election Results

Polling Station-wise Votes Secured by Overall Top Five Parties in Colaba Assembly in Assembly Election (AE) under Mumbai South Parliamentary Constituency in Maharashtra (2019)

Number of Polling Station	Winner - Adv. Rahul Suresh Narwekar (BJP)	Runner-up - Ashok Arjunrao Alias Bhai Jagtap (INC)	3rd - Jitendra Ramchandra Kamble (VBA)	4th - Santosh Gopinath Chavan (IND)	5th - Arjun Ganpat Rukhe (BSP)	NOTA	Other	Total Votes Secured
36	296	108	0	2	1	13	4	424
37	255	91	2	1	0	9	2	360
38	157	79	0	0	0	6	1	243
39	338	103	1	0	2	24	3	471
40	54	60	2	0	0	6	5	127
41	152	70	0	0	1	7	1	231
42	167	132	0	1	0	3	3	306
43	178	54	0	0	3	8	5	248
44	143	50	0	0	1	2	4	200
45	129	65	0	1	2	1	1	199
46	105	59	0	0	0	6	1	171
47	84	70	0	0	0	0	1	155
48	117	52	0	0	0	0	3	172
49	139	121	1	0	0	4	0	265
50	283	78	0	0	2	14	9	386
51	252	51	0	0	2	9	2	316
52	220	63	0	0	0	12	4	299
53	291	51	0	0	1	20	3	366
54	70	29	0	0	0	2	8	109
55	162	233	6	0	0	9	3	413
56	184	135	9	0	2	7	0	337
57	188	137	2	2	1	12	1	343
58	217	151	1	0	0	12	1	382
59	370	236	3	0	2	19	1	631
60	311	118	18	1	5	16	3	472
61	248	74	0	0	0	9	0	331
62	150	88	84	1	6	3	3	335
63	202	152	1	2	0	8	2	367
64	217	131	0	1	2	13	2	366
65	323	131	0	0	2	11	2	469
66	285	83	3	0	1	18	6	396
67	161	54	1	1	0	6	2	225
68	262	100	1	1	1	7	4	376
69	227	65	1	1	0	7	4	305
70	182	124	2	1	1	9	4	323

Contd....

Polling Station Level Election Results

Winner, Runner-up and 3rd Party Position & Winning Margin According to Polling Stations in Colaba Assembly in Assembly Election (AE) under Mumbai South Parliamentary Constituency in Maharashtra (2019)

Polling Station Number	Winner Party	Winner Votes (%)	Runner-up Party	Runner-up Votes (%)	Winning Margin Votes (%)	Third Party	Third Party Votes (%)	Other Votes (%)
71	BJP	367 (80.13)	INC	55 (12.01)	312 (68.12)	IND (BP)	8 (1.75)	28 (6.11)
72	BJP	263 (67.96)	INC	102 (26.36)	161 (41.6)	VBA	1 (0.26)	21 (5.43)
73	BJP	263 (82.7)	INC	33 (10.38)	230 (72.32)	KKJHS	3 (0.94)	19 (5.97)
74	BJP	259 (53.62)	INC	186 (38.51)	73 (15.11)	VBA	6 (1.24)	32 (6.63)
75	INC	219 (51.05)	BJP	179 (41.72)	40 (9.33)	VBA	6 (1.4)	25 (5.83)
76	BJP	212 (47.96)	INC	199 (45.02)	13 (2.94)	VBA	9 (2.04)	22 (4.98)
77	BJP	280 (57.61)	INC	177 (36.42)	103 (21.19)	VBA	7 (1.44)	22 (4.53)
78	BJP	203 (53)	INC	155 (40.47)	48 (12.53)	KKJHS	2 (0.52)	23 (6.01)
79	BJP	215 (52.83)	INC	165 (40.54)	50 (12.29)	VBA	8 (1.97)	19 (4.67)
80	BJP	125 (56.82)	INC	76 (34.55)	49 (22.27)	VBA	2 (0.91)	17 (7.73)
81	BJP	156 (49.06)	INC	142 (44.65)	14 (4.41)	VBA	3 (0.94)	17 (5.35)
82	BJP	306 (69.55)	INC	119 (27.05)	187 (42.5)	VBA	2 (0.45)	13 (2.95)
83	BJP	283 (73.51)	INC	84 (21.82)	199 (51.69)	KKJHS	1 (0.26)	17 (4.42)
84	BJP	198 (71.48)	INC	67 (24.19)	131 (47.29)	VBA	1 (0.36)	11 (3.97)
85	BJP	97 (52.72)	INC	77 (41.85)	20 (10.87)	BSP	2 (1.09)	8 (4.35)
86	BJP	69 (68.32)	INC	29 (28.71)	40 (39.61)	KKJHS	2 (1.98)	1 (0.99)
87	INC	159 (73.95)	BJP	47 (21.86)	112 (52.09)	IND (BP)	3 (1.4)	6 (2.79)
88	INC	87 (64.44)	BJP	41 (30.37)	46 (34.07)	KKJHS	1 (0.74)	6 (4.44)
89	INC	484 (91.15)	BJP	33 (6.21)	451 (84.94)	IND (SGC)	4 (0.75)	10 (1.88)
90	INC	112 (88.19)	BJP	13 (10.24)	99 (77.95)	VBA	2 (1.57)	0 (0)
91	INC	188 (93.53)	BJP	12 (5.97)	176 (87.56)	VBA	0 (0)	1 (0.5)
92	INC	238 (81.23)	BJP	47 (16.04)	191 (65.19)	BSP	2 (0.68)	6 (2.05)
93	INC	132 (88)	BJP	15 (10)	117 (78)	VBA	1 (0.67)	2 (1.33)
94	INC	261 (81.56)	BJP	53 (16.56)	208 (65)	VBA	1 (0.31)	5 (1.56)
95	INC	564 (94.95)	BJP	18 (3.03)	546 (91.92)	VBA	2 (0.34)	10 (1.68)
96	INC	135 (93.1)	BJP	9 (6.21)	126 (86.89)	VBA	0 (0)	1 (0.69)
97	INC	164 (89.13)	BJP	5 (2.72)	159 (86.41)	BSP	2 (1.09)	13 (7.07)
98	BJP	258 (65.15)	INC	119 (30.05)	139 (35.1)	KKJHS	3 (0.76)	16 (4.04)
99	INC	277 (91.72)	BJP	16 (5.3)	261 (86.42)	KKJHS	2 (0.66)	7 (2.32)
100	INC	306 (89.21)	BJP	31 (9.04)	275 (80.17)	VBA	2 (0.58)	4 (1.17)
101	INC	586 (93.61)	BJP	28 (4.47)	558 (89.14)	BSP	2 (0.32)	10 (1.6)
102	INC	400 (83.33)	BSP	35 (7.29)	365 (76.04)	BJP	32 (6.67)	13 (2.71)
103	INC	435 (82.39)	BJP	78 (14.77)	357 (67.62)	BSP	5 (0.95)	10 (1.89)
104	INC	342 (52.21)	BJP	274 (41.83)	68 (10.38)	BSP	20 (3.05)	19 (2.9)
105	BJP	108 (52.94)	INC	84 (41.18)	24 (11.76)	VBA	5 (2.45)	7 (3.43)

Contd....

DISCLAIMER

The Terms of Use and Disclaimer of Datanet India Private Limited (hereinafter referred to as "Datanet") for use of this analysis report of **Colaba Assembly Constituency (Colaba Vidhan Sabha)** :-

1. **Assembly Factbook™** is a Registered Trade Mark owned by Datanet.
2. All the maps are sketched and graphical representation only and have not been drawn to the scale and also not to represent the actual geographical area or boundary of the unit.
3. The data for the aforesaid analysis is based on authentic sources and has been culled from the various publications of Census, CSO and NSSO for district and block level data, various central and state government departments, Central & State Elections Commissions and the concerned Returning Officers' releases, Electoral Rolls, Election results and allied publications, internal assessment, surveys, estimates and analysis. Therefore, certain adjustment of data at micro level may have been done to arrive closer to the macro data.
4. Data have been provided on an "As Is" and "As AVAILABLE" basis
5. The colours shown in the maps or diagram and charts of a particular party, alliance or AC are indicative and do not represent them.
6. This publication which includes maps, sheets, graphs and data would be the property under copyright of Datanet only. The user may use these for its internal study, analysis and research purposes. It's public display, re-selling or any commercial uses by the user are not allowed.
7. Datanet has taken due care and caution in compilation and processing of data and allied information, but does not guarantee the accuracy, adequacy or completeness of any information/analysis and will be not responsible for any errors or omissions or for the results obtained from the use of such information/analysis.
8. All the contents for the publication have been culled from various authentic sources and Datanet reasonably believes such sources to be reliable, but does not make any representations, express or implied as to the accuracy or fitness of use of such information. The information or contents of the information/analysis do not constitute advice and should not be relied upon in making (or refraining from making) any decision. Any reliance placed upon the information provided by Datanet is the sole responsibility and strictly at the user's risk.
9. In no event will Datanet be liable for any damages (including, without limitation, damages for loss of business projects, or loss of profits) arising in contract, tort or otherwise from the use of or inability to use any of its contents, or from any action taken (or refrained from being taken) as a result of using the analysis or any of its contents. Datanet its directors, owners, editors, officials, employees, distributor and agents or any associate will not be liable for any errors in the information contained or any consequences arising from the use of the contents of the provided information/analysis.
10. If any provision of these terms and conditions is held invalid or illegal or unenforceable for any reason by any court of competent jurisdiction, such provision shall be severed and the remainder of provisions of the terms and conditions shall continue in full force and effect as if the Term of Use had been executed with the invalid, illegal or unenforceable provision eliminated.
11. If there are any discrepancies in the information provided, please bring it to attention of Datanet for suitable rectification measures.

Buy Online This Complete Book At
Datanet India eBooks Store

www.indiastatpublications.com

or go directly at

[http://www.indiastatpublications.com/
Assembly_factbook/Maharashtra/Mumbai_South/ Colaba](http://www.indiastatpublications.com/Assembly_factbook/Maharashtra/Mumbai_South/Colaba)

 **indiastat**elections

ISBN : 978-93-5293-200-9



9 789352 932009