



Maharashtra

Assembly Factbook™

Nagpur South West Assembly Constituency

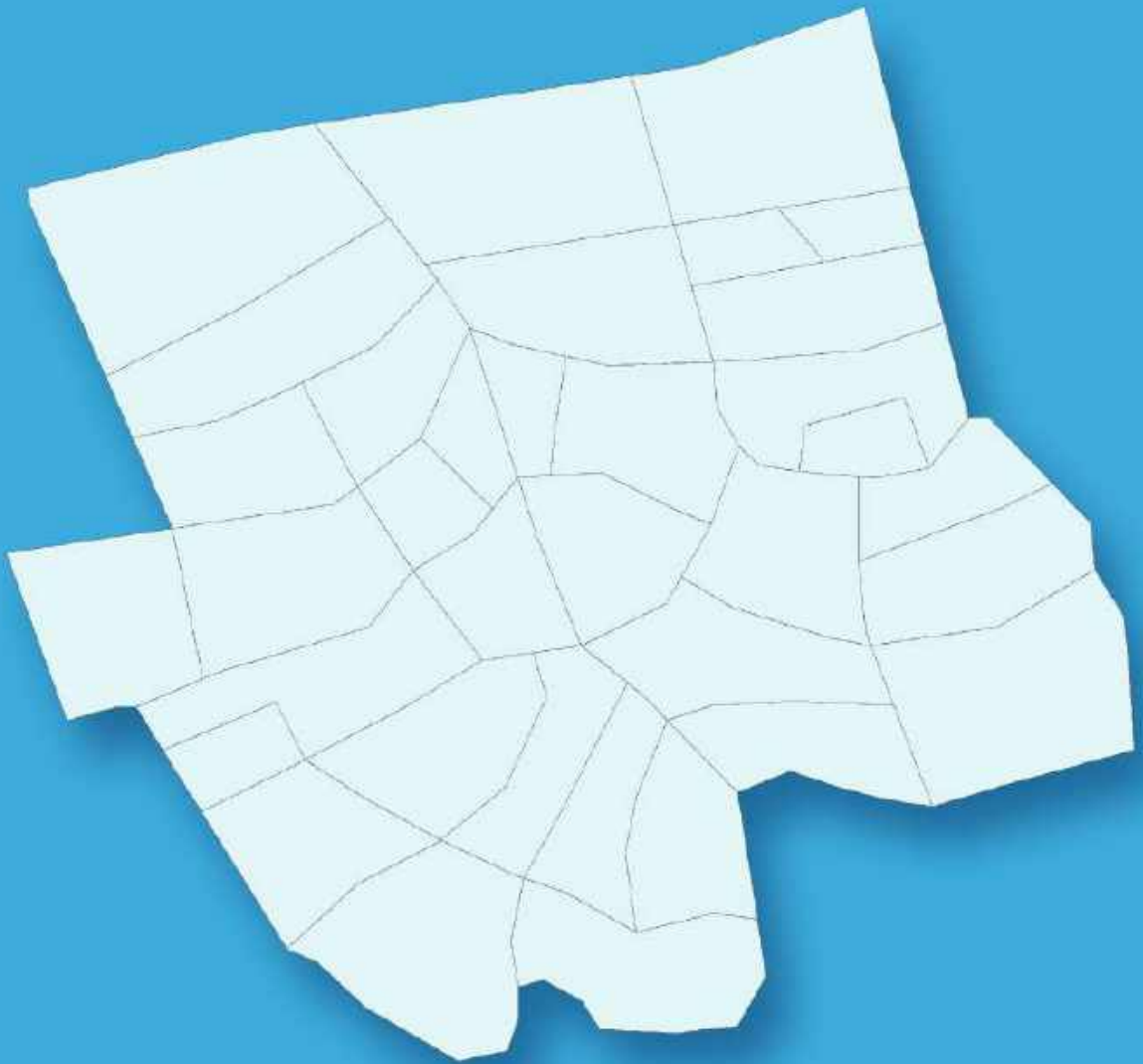


Key Electoral Data of Nagpur South West
Assembly Constituency (Vidhan Sabha)

Maharashtra

Assembly FactbookTM

Nagpur South West Assembly Constituency



Nagpur South West Vidhan Sabha

Editor & Director

Dr. R.K. Thukral

Research Editor

Dr. Shafeeq Rahman

Compiled, Researched and Published by Datanet India Pvt. Ltd.

D-100, 1st Floor,

Okhla Industrial Area, Phase-I,
New Delhi- 110020.

Ph.: 91-11- 43580781-84

Email : support@indiastatpublications.com

Website : www.indiastatelections.com

Online Book Store :

www.indiastatpublications.com

Report No. : AFB/MH-052-0125

ISBN : 978-93-5293-295-5

First Edition : January, 2018

Eighth Updated Edition : January, 2025

Price : Rs.11500/-

US\$ 310

© Datanet India Pvt. Ltd.

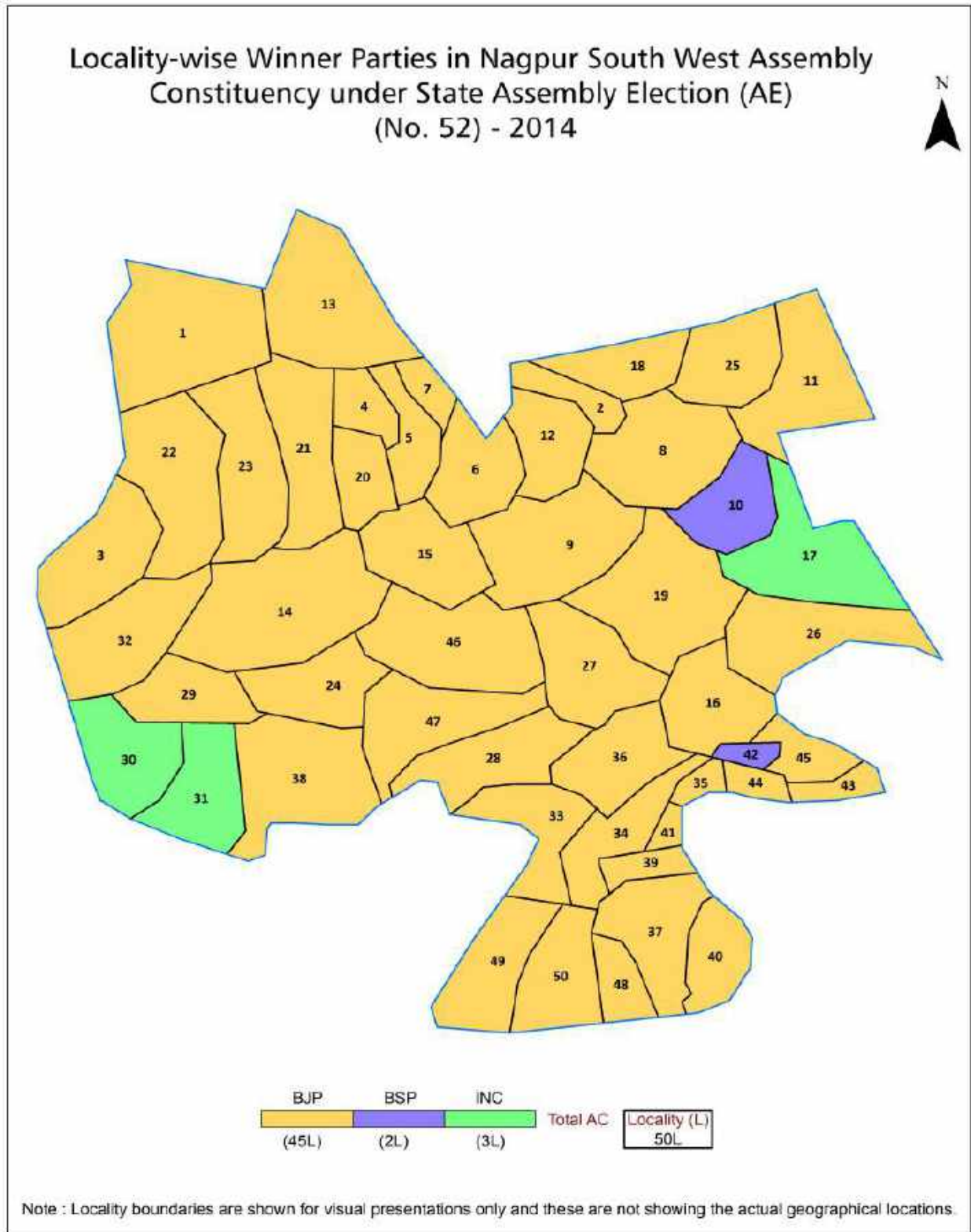
All rights reserved. No part of this book may be reproduced, stored in a retrieval system or transmitted in any form or by any means, mechanical photocopying, photographing, scanning, recording or otherwise without the prior written permission of the publisher. Please refer to Disclaimer at page no. 178 for the use of this publication.

Printed in India

Contents

No.	Particulars	Page No.
	Introduction	
1	Assembly Constituency - (Vidhan Sabha) at a Glance Features of Assembly as per Delimitation Commission of India (2008)	1-2
	Location and Political Maps	
2	Location Map Boundaries of Assembly Constituency - (Vidhan Sabha in District Boundaries of Assembly Constituency under Parliamentary Constituency - (Lok Sabha) Locality-wise Winner Parties- 2024-PE, 2024-AE, 2019-PE, 2019-AE, 2014-PE, 2014-AE	3-10
	Administrative Setup (2011)	
3	District Sub-district Towns Villages Inhabited Villages Uninhabited Villages Village Panchayat Intermediate Panchayat	11
	Demographics (2011)	
4	Population Households Rural/Urban Population Sex Ratio (Total & 0-6 Years) Religious Population Social Population Literacy Rate	12
	Electoral Features	
5	Important Dates of Last Elections Held Electors by Gender Service Electors Voters Voters Turnout Polling Stations & Average Number of Electors per Polling Station Electors by Age Group Present Elected Representatives	13-18
	Historical Summary Election Results	
6	Vote Share of Major Parties Winning Margin (Number & Percentage Polarity of Parties Summary Result of Assembly Segment of Parliamentary Elections 2024, 2019, 2014 and 2009 Summary Result of Assembly Elections 2024, 2019, 2014 and 2009	19-30
	Polling Station Level Election Results	
7	Name and Number of Polling Station 2024-PE, 2024-AE, 2019-PE, 2019-AE, 2014-PE, 2014-AE Polling Station-wise Electors, Voters & Voters Turnout 2024-PE, 2024-AE, 2019-PE, 2019-AE, 2014-PE, 2014-AE Polling Station wise Elections Results 2024-PE, 2024-AE, 2019-PE, 2019-AE, 2014-PE, 2014-AE	31-171
	Share of Assembly Constituency	
8	Share of Assembly Constituency - (Vidhan Sabha) in State, District and Parliamentary Constituency - (Lok Sabha)	172
9	Abbreviation & Sources	175-176
10	Disclaimer	178

Location & Political Map

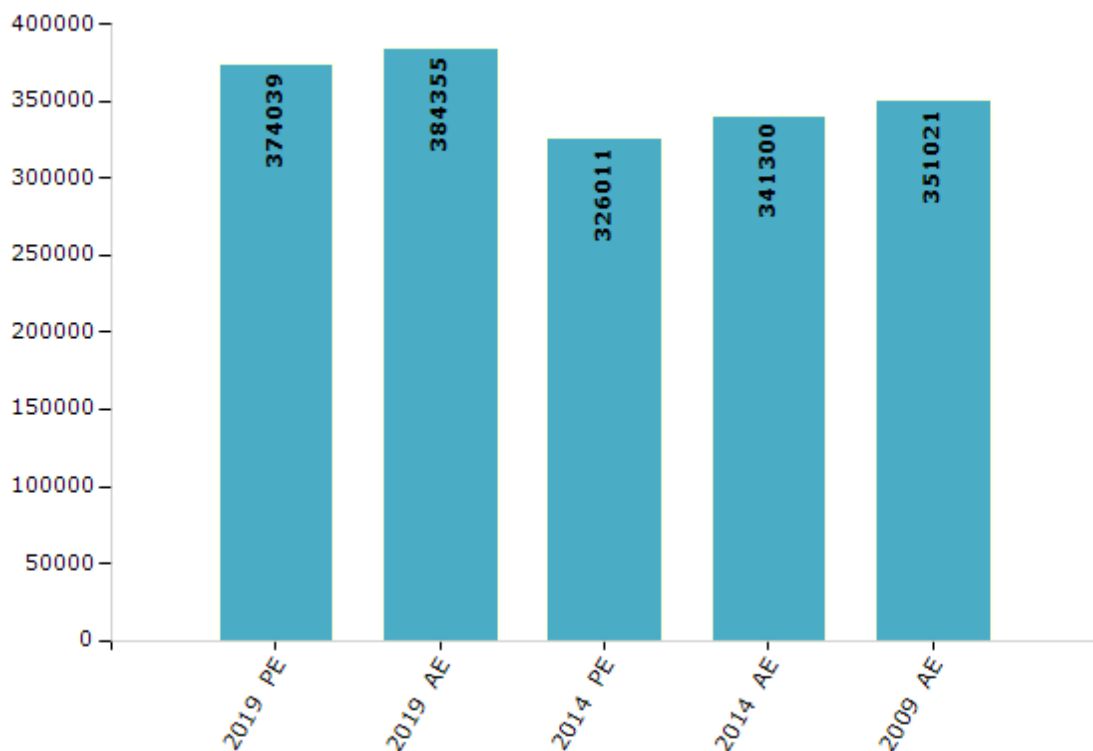


Electoral Features

Electors by Male & Female

Year	Male	Female	Others	Total	Year	Male	Female	Others	Total
2019 PE	187730	186295	14	374039	1999 AE	-	-	-	-
2019 AE	192485	191857	13	384355	1995 AE	-	-	-	-
2014 PE	165962	160036	13	326011	1990 AE	-	-	-	-
2014 AE	173193	168094	13	341300	1985 AE	-	-	-	-
2009 PE	-	-	-	-	1980 AE	-	-	-	-
2009 AE	179006	172015	-	351021	1978 AE	-	-	-	-
2004 PE	-	-	-	-	1972 AE	-	-	-	-
2004 AE	-	-	-	-	1967 AE	-	-	-	-
1999 PE	-	-	-	-	1962 AE	-	-	-	-

Number of Electors



Note : AE : Assembly Election, PE : Assembly Segment of Parliamentary Election

Historical Summary Election Results

Summary Result of Assembly Election - 2014

Candidate Name	Party	Votes	Votes %
Devendra Gangadhar Fadnavis	BJP	113918	59.21
Prafulla Vinod Gudadhe (Patil)	INC	54976	28.57
Dr. Rajendra Shamrao Padole	BSP	16540	8.6
Panju Kishanchand Totwani	SHS	2767	1.44
Dilip Pankule	NCP	1055	0.55
Pawan Rupchand Meshram	APoI	309	0.16
Vishal Ajabrao Wankhede	BBM	278	0.14
Raju Ganesh Chauvhan	IND	269	0.14
Bharti Meshram	IND	267	0.14
Rajkumar Chandrabhan Gupta	IND	240	0.12
Kamble Shivdas Ramchandra	ARP	192	0.1
Patil Nagesh Marotrao	IND	181	0.09
Dinesh Dayaramji Sonekar	IND	141	0.07
Arun Kawduji Hadke	IND	119	0.06
Murarkar Bhushan Someshwar	RPiE	84	0.04
Basena Dilip Jagdish	CSM	50	0.03
	NOTA	1014	0.53

Polling Station Level Election Results

Number and Name of Polling Stations (PS) (2019 AE)

Number of Polling Stations	Name of Polling Stations	Number of Polling Stations	Name of Polling Stations
1	Nagpur University, Manav Shastra Vibhag, Nagpur Room No.8	22	V.N.I.T. organization, shradhanand peth Nagpur Room No. 1
2	Nagpur University, Manav Shastra Vibhag, Nagpur Room No.9	23	Nutan bhara highschool abhaynkar nagar Nagpur Room No. 1
3	Nagpur University, Manav Shastra Vibhag, Nagpur Room No.1	24	Nutan bhara highschool abhaynkar nagar Nagpur Room No. 2
4	Nagpur University, Manav Shastra Vibhag, Nagpur Room No.2	25	Nutan bhara highschool abhaynkar nagar Nagpur Room No. 3
5	Dharampeth M.P.Dev Memorial Science Mahavidhyalaya, Ambazari Nagpur Room No.1	26	Shree Shradhanand anthalaya shradhanandpeth nagpur. Room No. 1
6	Dharampeth M.P.Dev Memorial Science Mahavidhyalaya, Ambazari Nagpur Room No.2	27	Shree Shradhanand anthalaya shradhanandpeth nagpur. Room No. 2
7	Dharampeth M.P.Dev Memorial Science Mahavidhyalaya, Ambazari Nagpur Room No.3	28	mordern school R.P.T.S. road aath rashta squire laxmi nagar, Nagpur Room No.1
8	Saraswati Primary School, Daga Layout, Nagpur Room No. 1	29	mordern school R.P.T.S. road aath rashta squire laxmi nagar, Nagpur Room No.2
9	Saraswati Primary School, Daga Layout, Nagpur Room No. 2	30	mordern school R.P.T.S. road aath rashta squire laxmi nagar, Nagpur Room No.3
10	Saraswati Primary School, Daga Layout, Nagpur Room No. 3	31	Pitale shashrti vidhyalaya laxmi nagar, nagpur. Room No. 1
11	Yashoda Marathi Primary School, Sim Takli, Nagpur Room No.1	32	Pitale shashrti vidhyalaya laxmi nagar, nagpur. Room No. 2
12	Yashoda Marathi Primary School, Sim Takli, Nagpur Room No.2	33	Pitale shashrti vidhyalaya laxmi nagar, nagpur. Room No. 3
13	Yashoda Marathi Primary School, Sim Takli, Nagpur Room No.2	34	Headmaster association hall Nagpur Room No.1
14	Yashoda Marathi Primary School, Sim Takli, Nagpur Room No.2	35	Headmaster association hall Nagpur Room No.2
15	Yashoda Public School, & junior Collage Sim Takli, Nagpur, Room No. 1	36	Dinanath highschool Employees Dhantoli, Nagpur Room No.10
16	Yashoda Public School, & junior Collage Sim Takli, Nagpur, Room No. 3	37	Dinanath highschool Employees Dhantoli, Nagpur Room No.11
17	Kunjilal Tiwari Vidyabhavan Jaitala Road NagpurRoom No. 1	38	Bipin Krishanbos vidhyalaya dinanath primary school dhantoli nagpur Room No. 1
18	Kunjilal Tiwari Vidyabhavan Jaitala Road NagpurRoom No. 2	39	Cotton Market, building West side, Subhash Kridamandal nagpur, Room No.1
19	Yashoda Public School And Junior College, Sim Takali, Nagpur. Room No. 3	40	Cotton Market, building West side, Subhash Kridamandal nagpur, Room No.2
20	Yashoda Marathi Primary School, Sim Takali, Nagpur. Room No. 6	41	N.M.C. mahatma fule hindi Primary school shakuntla bondre girl school west side nagpur, Room No. 1, Nagpur
21	Yashoda Marathi Primary School, Sim Takali, Nagpur. Room No. 5	42	N.M.C. mahatma fule hindi Primary school shakuntla bondre girl school west side nagpur, Room No. 2, Nagpur

Contd....

Polling Station Level Election Results

Polling Station-wise Votes Secured by Overall Top Five Parties in Nagpur South West Assembly in Assembly Election (AE) under Nagpur Parliamentary Constituency in Maharashtra (2019)

Number of Polling Station	Winner - Devendra Gangadharrao Fadnavis (BJP)	Runner-up - Dr. Ashish Deshmukh (INC)	3rd - Ravi Als Ravindra Paikuji Shende (VBA)	4th - Vivek Vinayak Hadke (BSP)	5th - Amol Bhimraoji Hadke (AAP)	NOTA	Other	Total Votes Secured
36	230	142	0	3	0	3	14	392
37	219	231	0	6	4	5	8	473
38	458	241	7	4	4	11	6	731
39	209	153	2	2	1	7	3	377
40	292	215	2	3	5	10	3	530
41	175	132	5	10	0	9	6	337
42	199	87	6	9	1	8	2	312
43	306	194	2	4	2	5	2	515
44	234	220	9	5	1	8	14	491
45	211	155	4	3	2	3	8	386
46	274	78	1	4	3	11	0	371
47	274	144	8	1	1	8	3	439
48	43	230	139	126	2	1	36	577
49	117	232	90	56	0	1	22	518
50	74	275	99	62	3	1	12	526
51	650	154	26	8	2	4	5	849
52	342	321	34	35	1	5	15	753
53	158	139	2	2	1	3	1	306
54	205	228	0	0	0	2	14	449
55	363	154	8	9	0	26	7	567
56	174	46	4	3	0	15	10	252
57	250	107	4	4	2	18	2	387
58	359	98	5	2	1	28	3	496
59	257	65	2	1	2	17	0	344
60	190	45	2	1	1	21	1	261
61	420	106	0	0	4	38	2	570
62	323	127	6	1	0	8	5	470
63	299	71	2	2	0	17	1	392
64	410	147	4	6	1	23	3	594
65	362	90	1	4	2	48	1	508
66	155	68	0	3	0	10	1	237
67	192	74	3	1	0	9	1	280
68	238	86	3	1	3	25	5	361
69	257	109	0	4	6	14	1	391
70	307	90	4	3	1	23	1	429

Contd....

Polling Station Level Election Results

Winner, Runner-up and 3rd Party Position & Winning Margin According to Polling Stations in Nagpur South West Assembly in Assembly Election (AE) under Nagpur Parliamentary Constituency in Maharashtra (2019)

Polling Station Number	Winner Party	Winner Votes (%)	Runner-up Party	Runner-up Votes (%)	Winning Margin Votes (%)	Third Party	Third Party Votes (%)	Other Votes (%)
71	BJP	389 (62.84)	INC	177 (28.59)	212 (34.25)	VBA	22 (3.55)	31 (5.01)
72	BJP	375 (72.96)	INC	116 (22.57)	259 (50.39)	VBA	10 (1.95)	13 (2.53)
73	BJP	382 (78.76)	INC	72 (14.85)	310 (63.91)	VBA	8 (1.65)	23 (4.74)
74	BJP	384 (70.98)	INC	125 (23.11)	259 (47.87)	VBA	13 (2.4)	19 (3.51)
75	BJP	415 (70.82)	INC	141 (24.06)	274 (46.76)	VBA	12 (2.05)	18 (3.07)
76	BJP	64 (77.11)	INC	13 (15.66)	51 (61.45)	VBA	2 (2.41)	4 (4.82)
77	BJP	328 (71.15)	INC	112 (24.3)	216 (46.85)	BSP	8 (1.74)	13 (2.82)
78	BJP	178 (47.59)	INC	151 (40.37)	27 (7.22)	BSP	15 (4.01)	30 (8.02)
79	BJP	219 (58.87)	INC	135 (36.29)	84 (22.58)	BSP	8 (2.15)	10 (2.69)
80	BJP	326 (51.42)	INC	233 (36.75)	93 (14.67)	VBA	35 (5.52)	40 (6.31)
81	BJP	332 (61.94)	INC	174 (32.46)	158 (29.48)	VBA	11 (2.05)	19 (3.54)
82	INC	330 (45.96)	BJP	301 (41.92)	29 (4.04)	VBA	43 (5.99)	44 (6.13)
83	INC	257 (53.88)	BJP	159 (33.33)	98 (20.55)	VBA	27 (5.66)	34 (7.13)
84	INC	263 (54.23)	BJP	170 (35.05)	93 (19.18)	VBA	24 (4.95)	28 (5.77)
85	BJP	364 (49.06)	INC	293 (39.49)	71 (9.57)	BSP	37 (4.99)	48 (6.47)
86	BJP	430 (58.66)	INC	225 (30.7)	205 (27.96)	VBA	39 (5.32)	39 (5.32)
87	BJP	442 (65.87)	INC	159 (23.7)	283 (42.17)	BSP	18 (2.68)	52 (7.75)
88	BJP	452 (74.96)	INC	130 (21.56)	322 (53.4)	BSP	5 (0.83)	16 (2.65)
89	BJP	518 (70.96)	INC	172 (23.56)	346 (47.4)	VBA	11 (1.51)	29 (3.97)
90	BJP	437 (59.05)	INC	223 (30.14)	214 (28.91)	BSP	35 (4.73)	45 (6.08)
91	BJP	323 (64.47)	INC	144 (28.74)	179 (35.73)	BSP	15 (2.99)	19 (3.79)
92	BJP	427 (64.6)	INC	186 (28.14)	241 (36.46)	BSP	9 (1.36)	39 (5.9)
93	BJP	255 (52.15)	INC	185 (37.83)	70 (14.32)	BSP	19 (3.89)	30 (6.13)
94	BJP	379 (50.4)	INC	284 (37.77)	95 (12.63)	BSP	56 (7.45)	33 (4.39)
95	BJP	210 (35.65)	INC	205 (34.8)	5 (0.85)	VBA	94 (15.96)	80 (13.58)
96	INC	346 (43.03)	VBA	218 (27.11)	128 (15.92)	BSP	106 (13.18)	134 (16.67)
97	INC	303 (46.26)	VBA	128 (19.54)	175 (26.72)	BJP	120 (18.32)	104 (15.88)
98	INC	357 (48.9)	VBA	158 (21.64)	199 (27.26)	BSP	99 (13.56)	116 (15.89)
99	INC	240 (45.37)	BJP	161 (30.43)	79 (14.94)	VBA	68 (12.85)	60 (11.34)
100	INC	175 (40.98)	VBA	109 (25.53)	66 (15.45)	BSP	76 (17.8)	67 (15.69)
101	INC	135 (36.29)	VBA	100 (26.88)	35 (9.41)	BJP	70 (18.82)	67 (18.01)
102	INC	255 (44.97)	BJP	231 (40.74)	24 (4.23)	VBA	40 (7.05)	41 (7.23)
103	BJP	230 (50.55)	INC	202 (44.4)	28 (6.15)	VBA	7 (1.54)	16 (3.52)
104	BJP	253 (53.83)	INC	194 (41.28)	59 (12.55)	BSP	9 (1.91)	14 (2.98)
105	BJP	184 (46.82)	INC	151 (38.42)	33 (8.4)	VBA	21 (5.34)	37 (9.41)

Contd....

DISCLAIMER

The Terms of Use and Disclaimer of Datanet India Private Limited (hereinafter referred to as "Datanet") for use of this analysis report of **Nagpur South West Assembly Constituency (Nagpur South West Vidhan Sabha)** :-

1. **Assembly Factbook™** is a Registered Trade Mark owned by Datanet.
2. All the maps are sketched and graphical representation only and have not been drawn to the scale and also not to represent the actual geographical area or boundary of the unit.
3. The data for the aforesaid analysis is based on authentic sources and has been culled from the various publications of Census, CSO and NSSO for district and block level data, various central and state government departments, Central & State Elections Commissions and the concerned Returning Officers' releases, Electoral Rolls, Election results and allied publications, internal assessment, surveys, estimates and analysis. Therefore, certain adjustment of data at micro level may have been done to arrive closer to the macro data.
4. Data have been provided on an "As Is" and "As AVAILABLE" basis
5. The colours shown in the maps or diagram and charts of a particular party, alliance or AC are indicative and do not represent them.
6. This publication which includes maps, sheets, graphs and data would be the property under copyright of Datanet only. The user may use these for its internal study, analysis and research purposes. It's public display, re-selling or any commercial uses by the user are not allowed.
7. Datanet has taken due care and caution in compilation and processing of data and allied information, but does not guarantee the accuracy, adequacy or completeness of any information/analysis and will be not responsible for any errors or omissions or for the results obtained from the use of such information/analysis.
8. All the contents for the publication have been culled from various authentic sources and Datanet reasonably believes such sources to be reliable, but does not make any representations, express or implied as to the accuracy or fitness of use of such information. The information or contents of the information/analysis do not constitute advice and should not be relied upon in making (or refraining from making) any decision. Any reliance placed upon the information provided by Datanet is the sole responsibility and strictly at the user's risk.
9. In no event will Datanet be liable for any damages (including, without limitation, damages for loss of business projects, or loss of profits) arising in contract, tort or otherwise from the use of or inability to use any of its contents, or from any action taken (or refrained from being taken) as a result of using the analysis or any of its contents. Datanet its directors, owners, editors, officials, employees, distributor and agents or any associate will not be liable for any errors in the information contained or any consequences arising from the use of the contents of the provided information/analysis.
10. If any provision of these terms and conditions is held invalid or illegal or unenforceable for any reason by any court of competent jurisdiction, such provision shall be severed and the remainder of provisions of the terms and conditions shall continue in full force and effect as if the Term of Use had been executed with the invalid, illegal or unenforceable provision eliminated.
11. If there are any discrepancies in the information provided, please bring it to attention of Datanet for suitable rectification measures.

**Buy Online This Complete Book At
Datanet India eBooks Store**

www.indiastatpublications.com

or go directly at

[http://www.indiastatpublications.com/
Assembly_factbook/Maharashtra/Nagpur/
Nagpur_South_West](http://www.indiastatpublications.com/Assembly_factbook/Maharashtra/Nagpur/Nagpur_South_West)



i **india**stat**elections**

ISBN : 978-93-5293-295-5

