



Maharashtra

Assembly Factbook™

Nashik West Assembly Constituency



Key Electoral Data of Nashik West
Assembly Constituency (Vidhan Sabha)

Maharashtra

Assembly Factbook™

Nashik West Assembly Constituency



Nashik West Vidhan Sabha

Editor & Director

Dr. R.K. Thukral

Research Editor

Dr. Shafeeq Rahman

Compiled, Researched and Published by Datanet India Pvt. Ltd.

D-100, 1st Floor,

Okhla Industrial Area, Phase-I,
New Delhi- 110020.

Ph.: 91-11- 43580781-84

Email : support@indiastatpublications.com

Website : www.indiastatelections.com

Online Book Store :

www.indiastatpublications.com

Report No. : AFB/MH-125-0125

ISBN : 978-93-5293-303-7

First Edition : January, 2018

Eighth Updated Edition : January, 2025

Price : Rs.11500/-

US\$ 310

© Datanet India Pvt. Ltd.

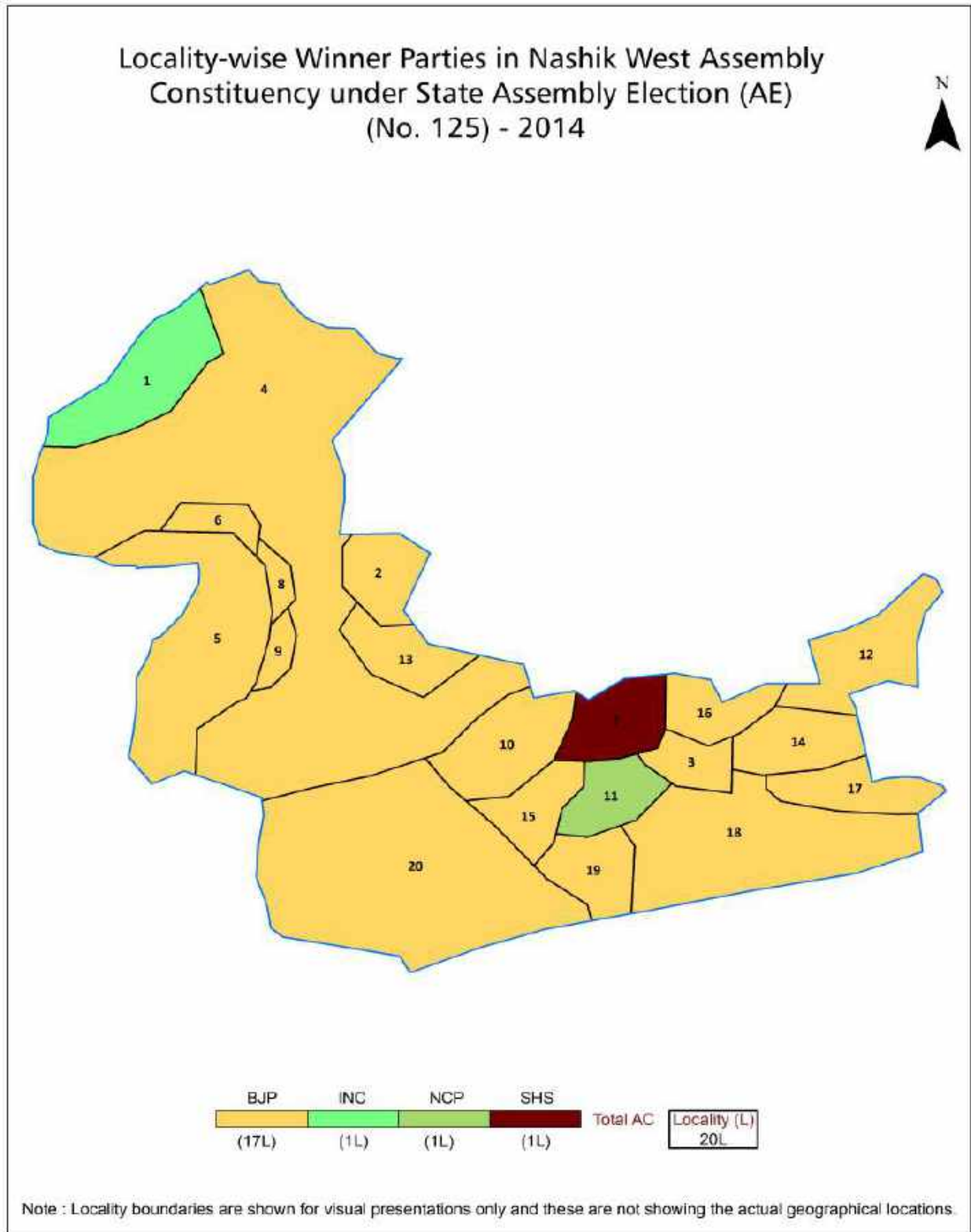
All rights reserved. No part of this book may be reproduced, stored in a retrieval system or transmitted in any form or by any means, mechanical photocopying, photographing, scanning, recording or otherwise without the prior written permission of the publisher. Please refer to Disclaimer at page no. 175 for the use of this publication.

Printed in India

Contents

No.	Particulars	Page No.
	Introduction	
1	Assembly Constituency - (Vidhan Sabha) at a Glance Features of Assembly as per Delimitation Commission of India (2008)	1-2
	Location and Political Maps	
2	Location Map Boundaries of Assembly Constituency - (Vidhan Sabha) in District Boundaries of Assembly Constituency under Parliamentary Constituency - (Lok Sabha) Locality-wise Winner Parties- 2024-PE, 2024-AE, 2019-PE, 2019-AE, 2014-PE, 2014-AE	3-10
	Administrative Setup (2011)	
3	District Sub-district Towns Villages Inhabited Villages Uninhabited Villages Village Panchayat Intermediate Panchayat	11
	Demographics (2011)	
4	Population Households Rural/Urban Population Sex Ratio (Total & 0-6 Years) Religious Population Social Population Literacy Rate	12
	Electoral Features	
5	Important Dates of Last Elections Held Electors by Gender Service Electors Voters Voters Turnout Polling Stations & Average Number of Electors per Polling Station Electors by Age Group Present Elected Representatives	13-18
	Historical Summary Election Results	
6	Vote Share of Major Parties Winning Margin (Number & Percentage Polarity of Parties Summary Result of Assembly Segment of Parliamentary Elections 2024, 2019, 2014 and 2009 Summary Result of Assembly Elections 2024, 2019, 2014 and 2009	19-28
	Polling Station Level Election Results	
7	Name and Number of Polling Station 2024-PE, 2024-AE, 2019-PE, 2019-AE, 2014-PE, 2014-AE Polling Station-wise Electors, Voters & Voters Turnout 2024-PE, 2024-AE, 2019-PE, 2019-AE, 2014-PE, 2014-AE Polling Station wise Elections Results 2024-PE, 2024-AE, 2019-PE, 2019-AE, 2014-PE, 2014-AE	29-168
	Share of Assembly Constituency	
8	Share of Assembly Constituency - (Vidhan Sabha) in State, District and Parliamentary Constituency - (Lok Sabha)	169
9	Abbreviation & Sources	172-173
10	Disclaimer	175

Location & Political Map

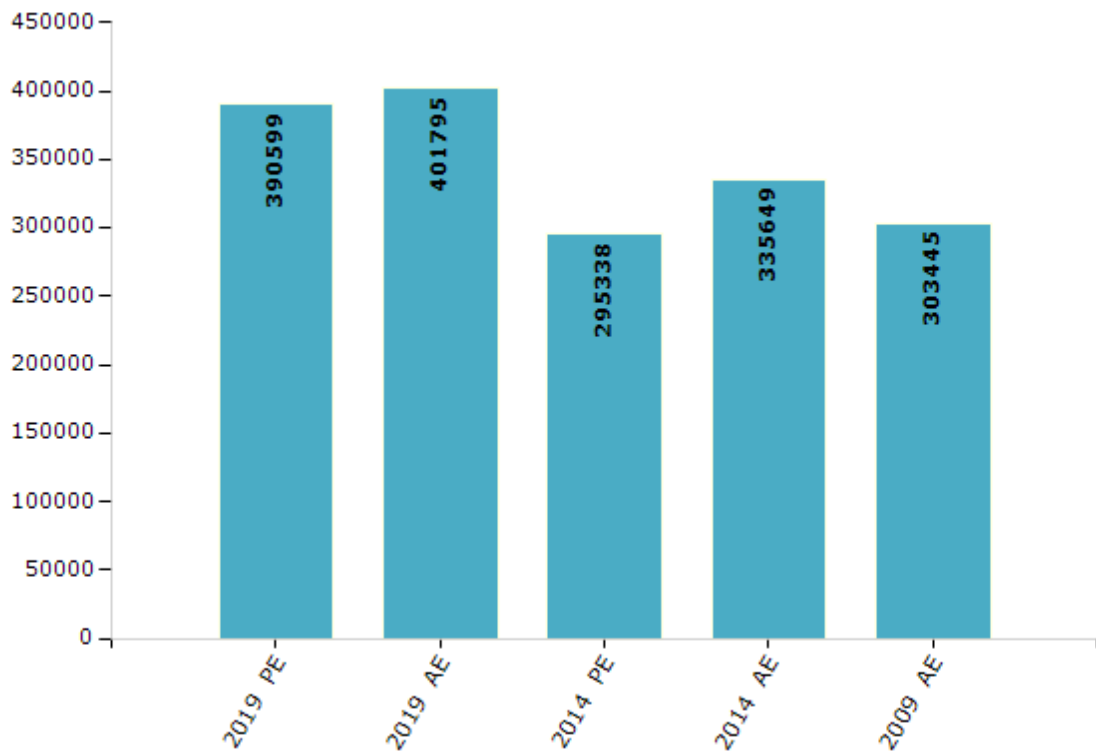


Electoral Features

Electors by Male & Female

Year	Male	Female	Others	Total	Year	Male	Female	Others	Total
2019 PE	212020	178574	5	390599	1999 AE	-	-	-	-
2019 AE	217908	183887	0	401795	1995 AE	-	-	-	-
2014 PE	164067	131267	4	295338	1990 AE	-	-	-	-
2014 AE	183538	152108	3	335649	1985 AE	-	-	-	-
2009 PE	-	-	-	-	1980 AE	-	-	-	-
2009 AE	167961	135484	-	303445	1978 AE	-	-	-	-
2004 PE	-	-	-	-	1972 AE	-	-	-	-
2004 AE	-	-	-	-	1967 AE	-	-	-	-
1999 PE	-	-	-	-	1962 AE	-	-	-	-

Number of Electors



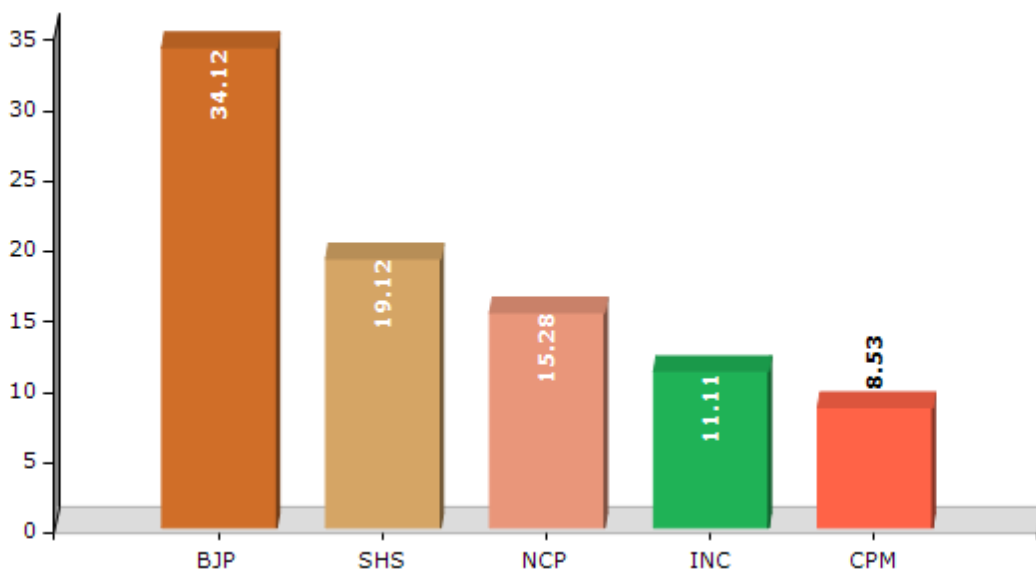
Note : AE : Assembly Election, PE : Assembly Segment of Parliamentary Election

Historical Summary Election Results

Summary Result of Assembly Election - 2014

Candidate Name	Party	Votes	Votes %
Hiray Seema Mahesh (Seematai)	BJP	67489	34.12
Badgujar Sudhakar Bhika	SHS	37819	19.12
Shivaji(Appa) Pandurang Chumbhale	NCP	30236	15.28
Dashrath Dharmaji Patil	INC	21981	11.11
Dr. D.L. Karad	CPM	16870	8.53
Bhosale Nitin Keshavrao	MNS	8712	4.4
D.G.Suryawanshi	IND	7390	3.74
Arun Madhukar Kale	BSP	5203	2.63
Gulamahemadkhan Nasirkhan Pathan	AwVP	271	0.14
Govindrao Hilal Patil	IND	255	0.13
Kolappa Hanumant Dhotre	IND	219	0.11
	NOTA	1375	0.7

Votes Percentage of Top Parties - 2014



Polling Station Level Election Results

Number and Name of Polling Stations (PS) (2019 AE)

Number of Polling Stations	Name of Polling Stations	Number of Polling Stations	Name of Polling Stations
1	Nmc School No.77 Gangapur North/South Building No 1 Room No 1	19	Nmc School No.9 Sarva Shiksha Abhiyan Anandvali East/West Building Room 1
2	Nmc School No.77 Gangapur North South Building No 1 Room No 2	20	Nmc School No.9 Sarva Shiksha Abhiyan Anandvali East/West Building Room 2
3	Nmc School No 77 Gangapur North South Building No.2 North Side Room No.1	21	Nmc School No.71/33 Hexagonal Room Anandvali
4	Denna Patil Madhyamik Vidhyalay Gangapur East - West Building West Side Room No.4	22	Nmcschool No. 26 North South Buliding Room No..1
5	D. N. Patil Madhyamik Vidyalaya, Gangapur East Side Of Room No.1	22A	Nmcschool No. 26 North South Buliding Room No..1
6	Nmc School No.71/33 Anandvali East/West Building No.1 Room No.1	23	Nmc School No.26 Gangapur North South Building Room No.2
7	Nmc School No.71/33 Anandvali East/West Building No.1 Room No.2	24	Nmc School No.26 Gangapur East/West Building Room No.3
8	Nmc School No.71/33 Anandvali East/West Building No.1 Room No.3	25	Nmc School No.26 Gangapur North South Building Room No.4
9	Nmc School No.71/33 Anandvali East/West Building No.1 Room No.5	26	Nmc School No.26 Gangapur North South Building Room No.3
10	Nmc School No.71/33 Anandvali East/West Building No.2 Room No.1	27	Nmc School No.26 Gangapur East/West Building Room No.2
11	Nmc School No.71/33 Anandvali East/West Building No.2 Room No.2	28	Nmc School No.26 Gangapur East/West Building Room No.5
12	Nmc School No.71 / 33 Anandvali Samaj Mandir	29	Nmc School No.99 Gangapur East - West Building ,East Side Room No.1
13	Nmc School No 71/33/ East -West Bulding No .3 East Side Room No.1	30	Nmc School No.99 Gangapur North South Building Room No.2
13A	Nmc School No 71/33/ East -West Bulding No .3 East Side Room No.1	31	Nmc School No.99 Gangapur North South Building Room No.5
14	Nmc School No.71/33 Anandvalli East West Building No. 3 Room No. 2	32	Pethe High School Cidco, South North Building (West Side) West Side From North Side Room No.1
14A	Nmc School No.71/33 Anandvalli East West Building No. 3 Room No. 2	33	Pethe High School Cidco, South North Building (West Side) West Side From North Side Room No.2
15	Nmc School Old No. 71/33 (Matoshri Radhabail Shantaram Babu Vavre High School) North South Building First Floor Room No. 1	34	Pethe High School Cidco, South North Building (West Side) West Side From North Side Room No.3
15A	Nmc School Old No. 71/33 (Matoshri Radhabail Shantaram Babu Vavre High School) North South Building First Floor Room No. 1	35	Pethe High School Cidco, South North Building (West Side) West Side From North Side Room No.4
16	Nmc School No.71/33 Anandvali East/ West Room 1	36	Pethe High School, Cidco South -North Building (West Side) Room No. 10
17	Nmc School No.71/33 Anandvali South/ North Building No.4, Room No.2	36A	Pethe High School, Cidco South -North Building (West Side) Room No. 10
18	Nmc School No.71/33 Anandvali Samaj Mandir	37	Pethe High School,Cidco South North Building (West Side) North Side Room Noom .9

Contd....

Polling Station Level Election Results

Polling Station-wise Votes Secured by Overall Top Five Parties in Nashik West Assembly in Assembly Election (AE) under Nashik Parliamentary Constituency in Maharashtra (2019)

Number of Polling Station	Winner - Seema Mahesh Hiray (Seematai) (BJP)	Runner-up - Dr. Apoorva Prashant Hiray (NCP)	3rd - Dilip Dattu Datir (MNS)	4th - Dhondiram Limbaji Karad (CPM)	5th - Vilas Ramdas Shinde (IND)	NOTA	Other	Total Votes Secured
32	251	212	43	19	40	11	4	580
33	274	248	50	15	53	7	7	654
34	290	359	58	32	41	9	10	799
35	290	275	62	29	47	8	16	727
36	359	248	107	35	29	7	9	794
36A	298	261	105	21	23	4	13	725
37	256	188	67	29	18	6	10	574
37A	206	158	66	20	22	6	8	486
38	157	183	76	18	26	2	7	469
38A	178	155	65	27	14	8	5	452
39	266	133	68	34	14	2	8	525
39A	212	126	51	34	16	4	6	449
40	217	203	50	22	30	5	11	538
40A	151	110	44	30	16	6	10	367
41	182	208	57	23	41	8	8	527
41A	149	170	41	16	30	4	5	415
42	289	251	60	29	32	10	7	678
43	255	278	76	21	49	3	11	693
44	214	192	65	37	22	7	13	550
45	202	179	61	28	26	4	7	507
46	267	225	71	44	38	7	6	658
47	185	171	51	23	36	6	8	480
48	277	272	76	49	38	5	7	724
49	237	247	107	47	38	11	11	698
49A	29	32	15	6	1	2	0	85
50	257	196	63	33	25	5	9	588
51	212	183	70	35	26	2	13	541
52	167	188	38	32	24	6	13	468
53	299	225	70	34	27	6	11	672
54	254	276	91	35	24	7	7	694
55	156	218	72	27	20	9	15	517
56	156	144	20	285	37	6	48	696
57	128	144	29	232	68	9	31	641
58	163	93	24	203	10	4	35	532
59	157	109	27	193	17	3	34	540

Contd....

Polling Station Level Election Results

Winner, Runner-up and 3rd Party Position & Winning Margin According to Polling Stations in Nashik West Assembly in Assembly Election (AE) under Nashik Parliamentary Constituency in Maharashtra (2019)

Polling Station Number	Winner Party	Winner Votes (%)	Runner-up Party	Runner-up Votes (%)	Winning Margin Votes (%)	Third Party	Third Party Votes (%)	Other Votes (%)
60	CPM	225 (38.53)	BJP	140 (23.97)	85 (14.56)	NCP	122 (20.89)	97 (16.61)
61	CPM	213 (38.66)	BJP	175 (31.76)	38 (6.9)	NCP	81 (14.7)	82 (14.88)
62	CPM	195 (32.99)	BJP	170 (28.76)	25 (4.23)	NCP	129 (21.83)	97 (16.41)
63	BJP	255 (34.88)	NCP	189 (25.85)	66 (9.03)	CPM	124 (16.96)	163 (22.3)
64	BJP	192 (33.51)	NCP	167 (29.14)	25 (4.37)	CPM	101 (17.63)	113 (19.72)
65	BJP	129 (34.04)	NCP	102 (26.91)	27 (7.13)	CPM	90 (23.75)	58 (15.3)
66	BJP	146 (40.78)	CPM	78 (21.79)	68 (18.99)	NCP	72 (20.11)	62 (17.32)
67	BJP	172 (36.06)	NCP	148 (31.03)	24 (5.03)	CPM	78 (16.35)	79 (16.56)
68	BJP	223 (31.06)	NCP	222 (30.92)	1 (0.14)	CPM	134 (18.66)	139 (19.36)
69	BJP	265 (32.44)	NCP	255 (31.21)	10 (1.23)	CPM	154 (18.85)	143 (17.5)
70	BJP	232 (34.17)	NCP	199 (29.31)	33 (4.86)	CPM	121 (17.82)	127 (18.7)
71	BJP	213 (37.11)	NCP	159 (27.7)	54 (9.41)	CPM	94 (16.38)	108 (18.82)
72	BJP	301 (35.71)	NCP	269 (31.91)	32 (3.8)	CPM	119 (14.12)	154 (18.27)
73	NCP	272 (31.96)	BJP	266 (31.26)	6 (0.7)	CPM	161 (18.92)	152 (17.86)
74	NCP	214 (30.1)	BJP	206 (28.97)	8 (1.13)	CPM	110 (15.47)	181 (25.46)
75	BJP	253 (32.31)	NCP	238 (30.4)	15 (1.91)	CPM	150 (19.16)	142 (18.14)
76	NCP	93 (31)	BJP	79 (26.33)	14 (4.67)	CPM	59 (19.67)	69 (23)
77	NCP	311 (40.03)	BJP	205 (26.38)	106 (13.65)	CPM	136 (17.5)	125 (16.09)
78	NCP	252 (33.56)	BJP	249 (33.16)	3 (0.4)	CPM	115 (15.31)	135 (17.98)
79	BJP	248 (33.16)	NCP	248 (33.16)	0 (0)	CPM	124 (16.58)	128 (17.11)
80	NCP	265 (34.19)	BJP	264 (34.06)	1 (0.13)	MNS	80 (10.32)	166 (21.42)
81	BJP	255 (36.74)	NCP	204 (29.39)	51 (7.35)	CPM	106 (15.27)	129 (18.59)
82	NCP	146 (34.03)	BJP	143 (33.33)	3 (0.7)	CPM	56 (13.05)	84 (19.58)
83	CPM	170 (32.76)	NCP	168 (32.37)	2 (0.39)	BJP	72 (13.87)	109 (21)
84	NCP	156 (34.98)	BJP	125 (28.03)	31 (6.95)	CPM	73 (16.37)	92 (20.63)
85	BJP	148 (34.02)	NCP	106 (24.37)	42 (9.65)	IND (VRS)	100 (22.99)	81 (18.62)
86	CPM	268 (39.64)	NCP	143 (21.15)	125 (18.49)	BJP	84 (12.43)	181 (26.78)
87	NCP	213 (28.03)	CPM	199 (26.18)	14 (1.85)	BJP	125 (16.45)	223 (29.34)
88	CPM	133 (29.62)	NCP	123 (27.39)	10 (2.23)	BJP	68 (15.14)	125 (27.84)
89	CPM	250 (36.71)	NCP	192 (28.19)	58 (8.52)	BJP	100 (14.68)	139 (20.41)
90	NCP	221 (35.02)	BJP	160 (25.36)	61 (9.66)	CPM	109 (17.27)	141 (22.35)
91	NCP	213 (30.6)	CPM	175 (25.14)	38 (5.46)	BJP	154 (22.13)	154 (22.13)
92	BJP	174 (38.75)	NCP	150 (33.41)	24 (5.34)	IND (VRS)	40 (8.91)	85 (18.93)
93	NCP	83 (35.17)	BJP	71 (30.08)	12 (5.09)	CPM	27 (11.44)	55 (23.31)
94	BJP	236 (35.54)	NCP	224 (33.73)	12 (1.81)	CPM	86 (12.95)	118 (17.77)

Contd....

DISCLAIMER

The Terms of Use and Disclaimer of Datanet India Private Limited (hereinafter referred to as "Datanet") for use of this analysis report of **Nashik West Assembly Constituency (Nashik West Vidhan Sabha)** :-

1. **Assembly Factbook™** is a Registered Trade Mark owned by Datanet.
2. All the maps are sketched and graphical representation only and have not been drawn to the scale and also not to represent the actual geographical area or boundary of the unit.
3. The data for the aforesaid analysis is based on authentic sources and has been culled from the various publications of Census, CSO and NSSO for district and block level data, various central and state government departments, Central & State Elections Commissions and the concerned Returning Officers' releases, Electoral Rolls, Election results and allied publications, internal assessment, surveys, estimates and analysis. Therefore, certain adjustment of data at micro level may have been done to arrive closer to the macro data.
4. Data have been provided on an "As Is" and "As AVAILABLE" basis
5. The colours shown in the maps or diagram and charts of a particular party, alliance or AC are indicative and do not represent them.
6. This publication which includes maps, sheets, graphs and data would be the property under copyright of Datanet only. The user may use these for its internal study, analysis and research purposes. It's public display, re-selling or any commercial uses by the user are not allowed.
7. Datanet has taken due care and caution in compilation and processing of data and allied information, but does not guarantee the accuracy, adequacy or completeness of any information/analysis and will be not responsible for any errors or omissions or for the results obtained from the use of such information/analysis.
8. All the contents for the publication have been culled from various authentic sources and Datanet reasonably believes such sources to be reliable, but does not make any representations, express or implied as to the accuracy or fitness of use of such information. The information or contents of the information/analysis do not constitute advice and should not be relied upon in making (or refraining from making) any decision. Any reliance placed upon the information provided by Datanet is the sole responsibility and strictly at the user's risk.
9. In no event will Datanet be liable for any damages (including, without limitation, damages for loss of business projects, or loss of profits) arising in contract, tort or otherwise from the use of or inability to use any of its contents, or from any action taken (or refrained from being taken) as a result of using the analysis or any of its contents. Datanet its directors, owners, editors, officials, employees, distributor and agents or any associate will not be liable for any errors in the information contained or any consequences arising from the use of the contents of the provided information/analysis.
10. If any provision of these terms and conditions is held invalid or illegal or unenforceable for any reason by any court of competent jurisdiction, such provision shall be severed and the remainder of provisions of the terms and conditions shall continue in full force and effect as if the Term of Use had been executed with the invalid, illegal or unenforceable provision eliminated.
11. If there are any discrepancies in the information provided, please bring it to attention of Datanet for suitable rectification measures.

**Buy Online This Complete Book At
Datanet India eBooks Store**

www.indiastatpublications.com

or go directly at

[http://www.indiastatpublications.com/
Assembly_factbook/Maharashtra/Nashik/ Nashik_West](http://www.indiastatpublications.com/Assembly_factbook/Maharashtra/Nashik/Nashik_West)

 **indiastat**elections

ISBN - 978-83-5293-303-7

