



Maharashtra

Assembly Factbook™

Kasba Peth Assembly Constituency



Key Electoral Data of Kasba Peth
Assembly Constituency (Vidhan Sabha)

Maharashtra
Assembly FactbookTM
Kasba Peth Assembly Constituency



Kasba Peth Vidhan Sabha

Editor & Director

Dr. R.K. Thukral

Research Editor

Dr. Shafeeq Rahman

Compiled, Researched and Published by Datanet India Pvt. Ltd.

D-100, 1st Floor,

Okhla Industrial Area, Phase-I,
New Delhi- 110020.

Ph.: 91-11- 43580781-84

Email : support@indiastatpublications.com

Website : www.indiastatelections.com

Online Book Store :

www.indiastatpublications.com

Report No. : AFB/MH-215-0125

ISBN : 978-93-5293-255-9

First Edition : January, 2018

Eighth Updated Edition : January, 2025

Price : Rs.11500/-

US\$ 310

© Datanet India Pvt. Ltd.

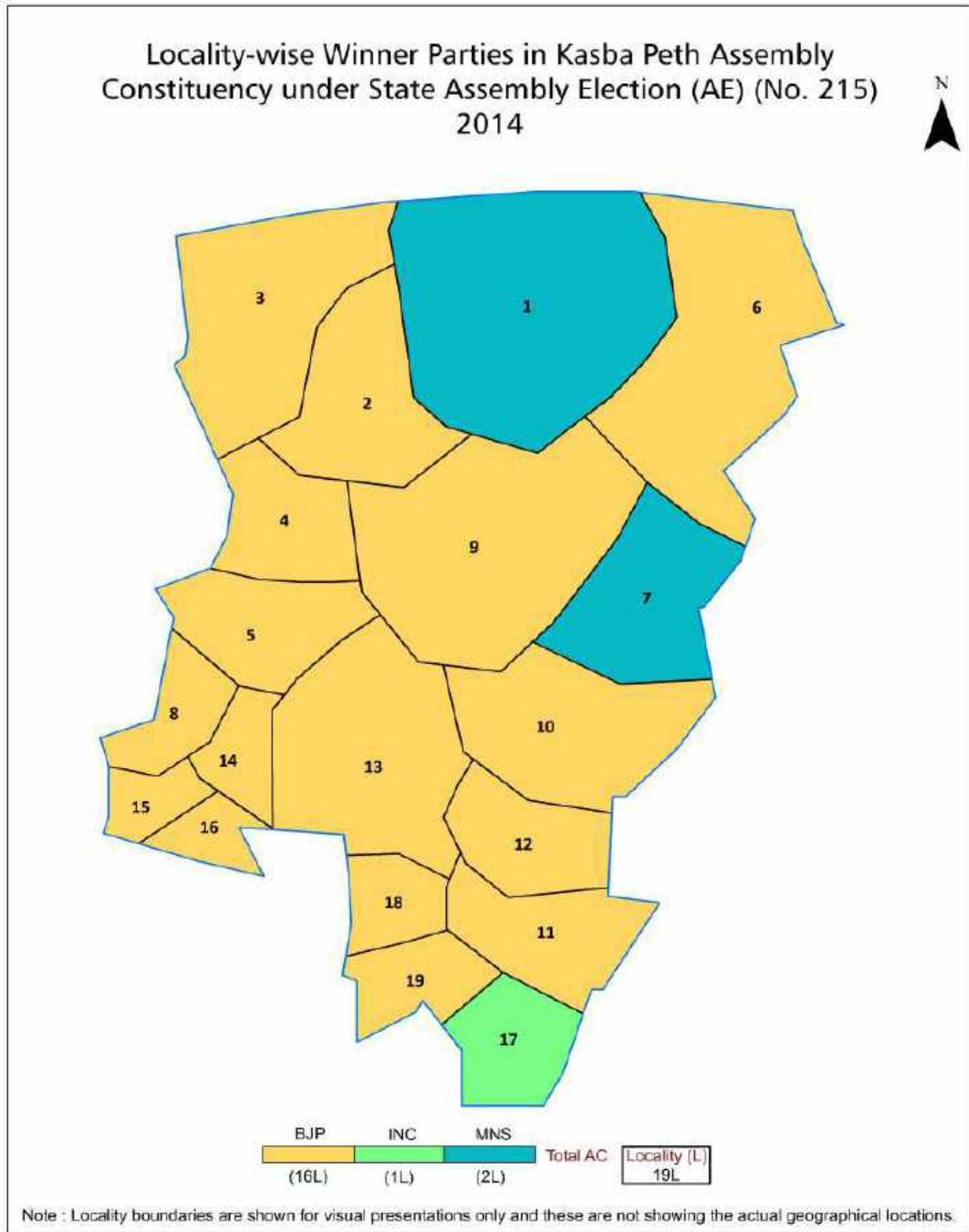
All rights reserved. No part of this book may be reproduced, stored in a retrieval system or transmitted in any form or by any means, mechanical photocopying, photographing, scanning, recording or otherwise without the prior written permission of the publisher. Please refer to Disclaimer at page no. 164 for the use of this publication.

Printed in India

Contents

No.	Particulars	Page No.
	Introduction	
1	Assembly Constituency - (Vidhan Sabha) at a Glance Features of Assembly as per Delimitation Commission of India (2008)	1-2
	Location and Political Maps	
2	Location Map Boundaries of Assembly Constituency - (Vidhan Sabha in District Boundaries of Assembly Constituency under Parliamentary Constituency - (Lok Sabha) Ward-wise Winner Parties- 2024-PE, 2024-AE, 2019-PE, 2019-AE, 2014-PE and 2014-AE	3-10
	Administrative Setup (2011)	
3	District Sub-district Towns Villages Inhabited Villages Uninhabited Villages Village Panchayat Intermediate Panchayat	11
	Demographics (2011)	
4	Population Households Rural/Urban Population Ward by Population Size Sex Ratio (Total & 0-6 Years) Religious Population Social Population Literacy Rate	12-13
	Electoral Features	
5	Important Dates of Last Elections Held Electors by Gender Service Electors Voters Voters Turnout Polling Stations & Average Number of Electors per Polling Station Electors by Age Group Present Elected Representatives	14-19
	Historical Summary Election Results	
6	Vote Share of Major Parties Winning Margin (Number & Percentage Polarity of Parties Summary Result of Assembly Segment of Parliamentary Elections 2024, 2019, 2014, 2009, 2004 and 1999 Summary Result of Assembly Elections 2024, 2019, 2014, 2009, 2004, 1999, 1995, 1990, 1985, 1980, 1978, 1972, 1967 and 1962	20-43
	Polling Station Level Election Results	
7	Name and Number of Polling Station 2024-PE, 2024-AE, 2019-PE, 2019-AE, 2014-PE and 2014-AE Polling Station-wise Electors, Voters & Voters Turnout 2024-PE, 2024-AE, 2019-PE, 2019-AE, 2014-PE and 2014-AE Polling Station wise Elections Results 2024-PE, 2024-AE, 2019-PE, 2019-AE, 2014-PE & 2014-AE	44-157
	Share of Assembly Constituency	
8	Share of Assembly Constituency - (Vidhan Sabha) in State, District and Parliamentary Constituency - (Lok Sabha)	158
9	Abbreviation & Sources	161-162
10	Disclaimer	164

Location & Political Map

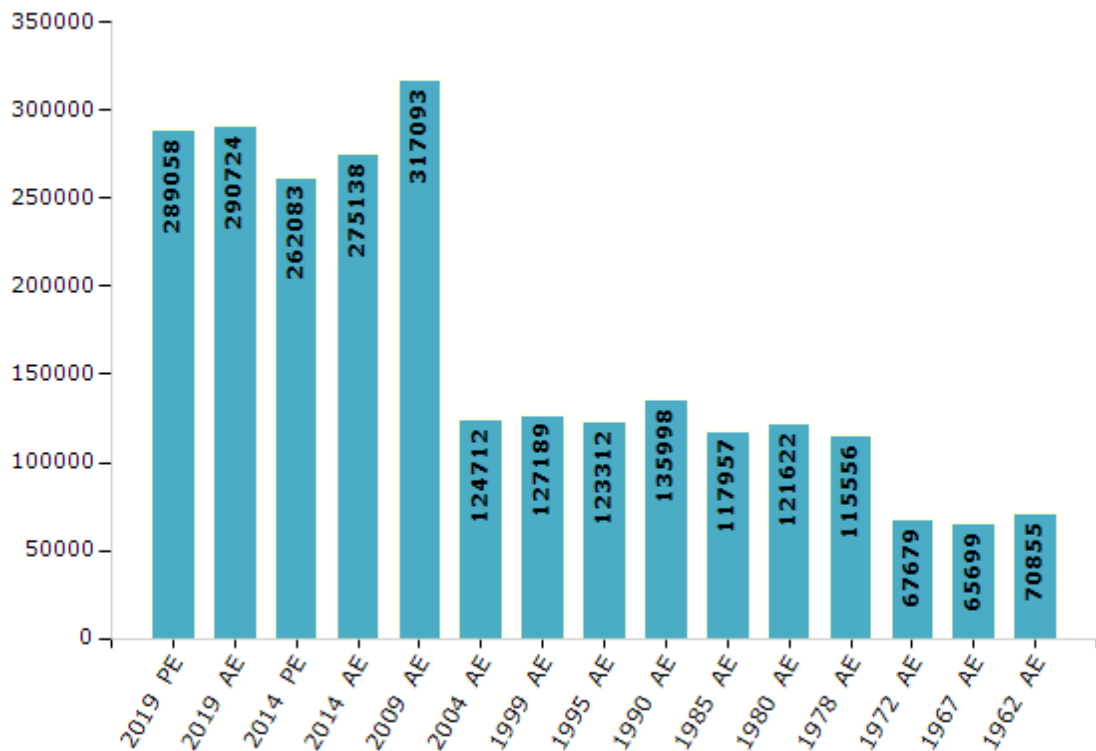


Electoral Features

Electors by Male & Female

Year	Male	Female	Others	Total	Year	Male	Female	Others	Total
2019 PE	143287	145767	4	289058	1999 AE	63499	63690	-	127189
2019 AE	144160	146560	4	290724	1995 AE	61321	61991	-	123312
2014 PE	131396	130684	3	262083	1990 AE	70066	65932	-	135998
2014 AE	137294	137841	3	275138	1985 AE	61533	56424	-	117957
2009 PE	-	-	-	-	1980 AE	64761	56861	-	121622
2009 AE	159153	157940	-	317093	1978 AE	61144	54412	-	115556
2004 PE	-	-	-	-	1972 AE	35846	31833	-	67679
2004 AE	62265	62447	-	124712	1967 AE	-	-	-	65699
1999 PE	-	-	-	-	1962 AE	-	-	-	70855

Number of Electors



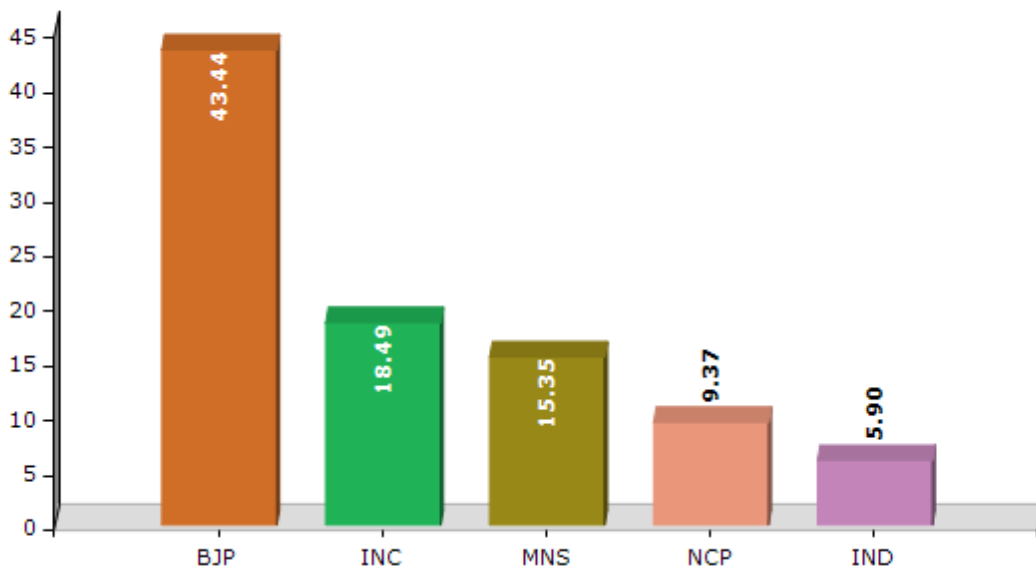
Note : AE : Assembly Election, PE : Assembly Segment of Parliamentary Election

Historical Summary Election Results

Summary Result of Assembly Election - 2014

Candidate Name	Party	Votes	Votes %
Bapat Girish Bhalchandra	BJP	73594	43.44
Dr.Rohit Deepak Tilak	INC	31322	18.49
Dhangekar Ravindra Hemraj	MNS	25998	15.35
Deepak Mankar	NCP	15865	9.37
Suryakant Alias Banduanna Aandekar	IND	10001	5.9
Badhe Prashant Laxman	SHS	9203	5.43
Anjum Inamdaar	BMUP	563	0.33
Khandare Ganesh Balbhim	BSP	554	0.33
Anil Savlaram Wanjale	PWPI	404	0.24
Mohammad Aarif Kachwala	IND	199	0.12
Navnath Genubhau Randive	IND	114	0.07
Javed Shabbir Sayed	IND	114	0.07
Pradeep Govind Khare	IND	97	0.06
	NOTA	1371	0.81

Votes Percentage of Top Parties - 2014



Polling Station Level Election Results

Number and Name of Polling Stations (PS) (2019 AE)

Number of Polling Stations	Name of Polling Stations	Number of Polling Stations	Name of Polling Stations
1	Abdul Karim Husain Attar Courtwale Pmc Urdu School	22	Ahilyadevi Girls High School, Ground Floor,Room No
2	Abdul Karim Husain Attar Courtwale Pmc Urdu School	23	Ahilyadevi Girls High School, Ground Floor, Room N
3	Rajmata Jijabai Primary Shalagraha Pmc School No	24	Ahilyadevi Girls High School, Ground Floor, Room N
4	Rajmata Jijabai Primary Shalagraha Pmc School No	25	Deccan Education Society, New Marathi Primary School
5	Rajmata Jijabai Primary Shalagraha Pmc School No	26	Deccan Education Society, New Marathi Primary School
6	Rajmata Jijabai Primary Shalagraha Pmc School No	27	Deccan Education Society, New Marathi Primary School
7	Abdul Karim Husain Attar Courtwale Urdu Pmc School No 8	28	New English School Ramanbag, South Side Building,
8	Abdul Karim Husain Attar Courtwale Pmc Urdu School	29	New English School Ramanbag, South Side Building,
9	Abdul Karim Husain Attar Courtwale Pmc Urdu School	30	New English School Ramanbag, West Side Building, G
10	Pmc Hutatma Bhai Kotwal Sanskrutik Bhavan South S	31	New English School Ramanbag, West Side Building,
11	Pmc Hutatma Bhai Kotwal Sanskrutik Bhavan South S	32	New English School Ramanbag, West Side Building, G
12	Sarvashiksha Abhiyan Karyalaya, Shikshan Mandal,P.	33	P.M.C School No 7, Late V B Gogate Vidya Niketan,
13	Sarvashiksha Abhiyan Karyalaya, Shikshan Mandal,P.	34	P.M.C School No 7, Late V B Gogate Vidya Niketan,
14	Sarvashiksha Abhiyan Karyalaya, Shikshan Mandal,P.	35	P.M.C School No 7, Late V B Gogate Vidya Niketan,
15	Sarvashiksha Abhiyan Karyalaya, Shikshan Mandal,P.	36	Anath Hindu Mahilashram Bandodkar Primary School,
16	Rajmata Jijabai Primary Shalagraha Pmc School No	37	Anath Hindu Mahilashram Bandodkar Primary School,
17	H V Desai College ,Ground Floor, Room No 1, Budh	38	Dnyanprobhodhini School, Ground Floor Upasana Ken
18	H V Desai College ,Ground Floor, Room No 2, Budh	39	Dnyanprobhodhini School, Ground Floor Upasana Ken
19	Ideal High School Ground Floor, West Side Room No 1	40	Maharashtra Rajya Shaikshnik Sanshodhan Va Prashik
20	Ideal High School Ground Floor , West Side Room No	41	Maharashtra Rajya Shaikshnik Sanshodhan Va Prashik
21	Ideal High School Ground Floor, West Side Room No 3	42	S N D T Girls School, North Side Building, Ground

Contd....

Polling Station Level Election Results

Polling Station-wise Votes Secured by Overall Top Five Parties in Kasba Peth Assembly in Assembly Election (AE) under Pune Parliamentary Constituency in Maharashtra (2019)

Number of Polling Station	Winner - Mukta Shailesh Tilak (BJP)	Runner-up - Arvind Shinde (INC)	3rd - Dhanwade Vishal Gorakh (IND)	4th - Ajay Shinde (MNS)	5th - Yuvraj Bhujbal (IND)	NOTA	Other	Total Votes Secured
36	363	61	25	55	0	8	3	515
37	338	81	17	73	0	13	4	526
38	272	84	14	60	0	9	1	440
39	211	78	3	144	0	9	2	447
40	364	103	6	68	0	11	3	555
41	252	49	7	115	3	16	3	445
42	381	56	7	19	0	6	3	472
43	430	37	17	20	0	9	0	513
44	487	82	37	29	1	10	3	649
45	457	77	30	28	0	19	3	614
46	277	116	44	48	0	11	2	498
47	371	117	21	58	0	16	6	589
48	478	96	30	46	6	17	5	678
49	379	95	37	31	0	15	1	558
50	422	136	34	37	0	24	4	657
51	250	131	60	27	0	4	0	472
52	388	120	87	33	2	10	5	645
53	317	112	111	45	0	11	2	598
54	73	376	12	88	5	2	34	590
55	264	129	43	39	0	12	4	491
56	271	178	75	45	0	15	1	585
57	288	166	33	68	0	13	11	579
58	186	99	59	32	0	8	0	384
59	359	140	55	21	0	26	4	605
60	189	244	69	11	1	8	3	525
61	302	94	101	19	2	14	1	533
62	219	96	43	17	0	4	1	380
63	195	464	94	12	3	6	9	783
64	207	168	75	3	0	9	4	466
65	84	288	31	10	1	5	5	424
66	209	209	143	19	2	6	2	590
67	193	106	82	21	0	6	1	409
68	222	85	83	28	0	18	7	443
69	185	61	62	12	0	4	1	325
70	140	119	68	18	1	8	2	356

Contd....

Polling Station Level Election Results

Winner, Runner-up and 3rd Party Position & Winning Margin According to Polling Stations in Kasba Peth Assembly in Assembly Election (AE) under Pune Parliamentary Constituency in Maharashtra (2019)

Polling Station Number	Winner Party	Winner Votes (%)	Runner-up Party	Runner-up Votes (%)	Winning Margin Votes (%)	Third Party	Third Party Votes (%)	Other Votes (%)
71	BJP	122 (47.47)	INC	75 (29.18)	47 (18.29)	IND (DVG)	39 (15.18)	21 (8.17)
72	BJP	199 (51.42)	INC	88 (22.74)	111 (28.68)	IND (DVG)	53 (13.7)	47 (12.14)
73	BJP	355 (57.72)	INC	139 (22.6)	216 (35.12)	IND (DVG)	98 (15.93)	23 (3.74)
74	BJP	435 (59.83)	INC	147 (20.22)	288 (39.61)	IND (DVG)	92 (12.65)	53 (7.29)
75	BJP	254 (79.62)	INC	29 (9.09)	225 (70.53)	IND (DVG)	17 (5.33)	19 (5.96)
76	BJP	322 (57.6)	INC	95 (16.99)	227 (40.61)	IND (DVG)	71 (12.7)	71 (12.7)
77	BJP	424 (68.94)	INC	93 (15.12)	331 (53.82)	IND (DVG)	59 (9.59)	39 (6.34)
78	BJP	461 (73.52)	INC	97 (15.47)	364 (58.05)	MNS	35 (5.58)	34 (5.42)
79	BJP	206 (43.64)	INC	177 (37.5)	29 (6.14)	IND (DVG)	44 (9.32)	45 (9.53)
80	BJP	514 (83.04)	INC	51 (8.24)	463 (74.8)	MNS	28 (4.52)	26 (4.2)
81	BJP	284 (68.6)	INC	51 (12.32)	233 (56.28)	MNS	49 (11.84)	30 (7.25)
82	BJP	494 (72.86)	INC	104 (15.34)	390 (57.52)	MNS	39 (5.75)	41 (6.05)
83	BJP	449 (72.77)	MNS	70 (11.35)	379 (61.42)	INC	68 (11.02)	30 (4.86)
84	BJP	303 (53.63)	MNS	140 (24.78)	163 (28.85)	INC	90 (15.93)	32 (5.66)
85	BJP	303 (59.18)	INC	147 (28.71)	156 (30.47)	MNS	46 (8.98)	16 (3.13)
86	BJP	309 (44.4)	INC	262 (37.64)	47 (6.76)	MNS	57 (8.19)	68 (9.77)
87	INC	281 (44.6)	BJP	216 (34.29)	65 (10.31)	IND (DVG)	72 (11.43)	61 (9.68)
88	INC	308 (46.53)	BJP	282 (42.6)	26 (3.93)	MNS	40 (6.04)	32 (4.83)
89	BJP	285 (50.53)	INC	179 (31.74)	106 (18.79)	IND (DVG)	46 (8.16)	54 (9.57)
90	BJP	344 (51.81)	INC	242 (36.45)	102 (15.36)	MNS	38 (5.72)	40 (6.02)
91	BJP	368 (78.8)	INC	50 (10.71)	318 (68.09)	MNS	26 (5.57)	23 (4.93)
92	BJP	350 (71.87)	INC	75 (15.4)	275 (56.47)	MNS	33 (6.78)	29 (5.95)
93	BJP	429 (78.28)	INC	71 (12.96)	358 (65.32)	MNS	23 (4.2)	25 (4.56)
94	BJP	562 (84.89)	INC	38 (5.74)	524 (79.15)	MNS	27 (4.08)	35 (5.29)
95	BJP	429 (64.51)	INC	156 (23.46)	273 (41.05)	MNS	42 (6.32)	38 (5.71)
96	BJP	473 (81.41)	INC	64 (11.02)	409 (70.39)	MNS	20 (3.44)	24 (4.13)
97	BJP	455 (66.62)	INC	151 (22.11)	304 (44.51)	MNS	50 (7.32)	27 (3.95)
98	BJP	376 (67.02)	INC	138 (24.6)	238 (42.42)	MNS	29 (5.17)	18 (3.21)
99	BJP	534 (76.61)	INC	98 (14.06)	436 (62.55)	MNS	30 (4.3)	35 (5.02)
100	BJP	417 (65.98)	INC	112 (17.72)	305 (48.26)	IND (DVG)	58 (9.18)	45 (7.12)
101	BJP	367 (70.71)	INC	90 (17.34)	277 (53.37)	MNS	34 (6.55)	28 (5.39)
102	BJP	284 (71.36)	INC	57 (14.32)	227 (57.04)	IND (DVG)	29 (7.29)	28 (7.04)
103	BJP	311 (63.34)	INC	104 (21.18)	207 (42.16)	IND (DVG)	33 (6.72)	43 (8.76)
104	BJP	196 (63.84)	INC	60 (19.54)	136 (44.3)	MNS	27 (8.79)	24 (7.82)
105	BJP	252 (59.29)	INC	99 (23.29)	153 (36)	MNS	34 (8)	40 (9.41)

Contd....

DISCLAIMER

The Terms of Use and Disclaimer of Datanet India Private Limited (hereinafter referred to as "Datanet") for use of this analysis report of **Kasba Peth Assembly Constituency (Kasba Peth Vidhan Sabha)** :-

1. **Assembly Factbook™** is a Registered Trade Mark owned by Datanet.
2. All the maps are sketched and graphical representation only and have not been drawn to the scale and also not to represent the actual geographical area or boundary of the unit.
3. The data for the aforesaid analysis is based on authentic sources and has been culled from the various publications of Census, CSO and NSSO for district and block level data, various central and state government departments, Central & State Elections Commissions and the concerned Returning Officers' releases, Electoral Rolls, Election results and allied publications, internal assessment, surveys, estimates and analysis. Therefore, certain adjustment of data at micro level may have been done to arrive closer to the macro data.
4. Data have been provided on an "As Is" and "As AVAILABLE" basis
5. The colours shown in the maps or diagram and charts of a particular party, alliance or AC are indicative and do not represent them.
6. This publication which includes maps, sheets, graphs and data would be the property under copyright of Datanet only. The user may use these for its internal study, analysis and research purposes. It's public display, re-selling or any commercial uses by the user are not allowed.
7. Datanet has taken due care and caution in compilation and processing of data and allied information, but does not guarantee the accuracy, adequacy or completeness of any information/analysis and will be not responsible for any errors or omissions or for the results obtained from the use of such information/analysis.
8. All the contents for the publication have been culled from various authentic sources and Datanet reasonably believes such sources to be reliable, but does not make any representations, express or implied as to the accuracy or fitness of use of such information. The information or contents of the information/analysis do not constitute advice and should not be relied upon in making (or refraining from making) any decision. Any reliance placed upon the information provided by Datanet is the sole responsibility and strictly at the user's risk.
9. In no event will Datanet be liable for any damages (including, without limitation, damages for loss of business projects, or loss of profits) arising in contract, tort or otherwise from the use of or inability to use any of its contents, or from any action taken (or refrained from being taken) as a result of using the analysis or any of its contents. Datanet its directors, owners, editors, officials, employees, distributor and agents or any associate will not be liable for any errors in the information contained or any consequences arising from the use of the contents of the provided information/analysis.
10. If any provision of these terms and conditions is held invalid or illegal or unenforceable for any reason by any court of competent jurisdiction, such provision shall be severed and the remainder of provisions of the terms and conditions shall continue in full force and effect as if the Term of Use had been executed with the invalid, illegal or unenforceable provision eliminated.
11. If there are any discrepancies in the information provided, please bring it to attention of Datanet for suitable rectification measures.

**Buy Online This Complete Book At
Datanet India eBooks Store**

www.indiastatpublications.com

or go directly at

[http://www.indiastatpublications.com/
Assembly_factbook/Maharashtra/Pune/Kasba_Peth](http://www.indiastatpublications.com/Assembly_factbook/Maharashtra/Pune/Kasba_Peth)

 **indiastat**elections

ISBN - 978-93-5293-255-9



9 789352 932559