



Maharashtra

# Assembly Factbook™

Shivajinagar Assembly Constituency



Key Electoral Data of Shivajinagar  
Assembly Constituency (Vidhan Sabha)

Maharashtra

# **Assembly Factbook™**

Shivajinagar Assembly Constituency



Shivajinagar Vidhan Sabha

## **Editor & Director**

Dr. R.K. Thukral

## **Research Editor**

Dr. Shafeeq Rahman

## **Compiled, Researched and Published by Datanet India Pvt. Ltd.**

D-100, 1st Floor,

Okhla Industrial Area, Phase-I,  
New Delhi- 110020.

Ph.: 91-11- 43580781-84

Email : support@indiastatpublications.com

Website : www.indiastatelections.com

## **Online Book Store :**

www.indiastatpublications.com

**Report No. :** AFB/MH-209-0125

**ISBN :** 978-93-5293-348-8

**First Edition :** January, 2018

**Eighth Updated Edition :** January, 2025

**Price :** Rs.11500/-

US\$ 310

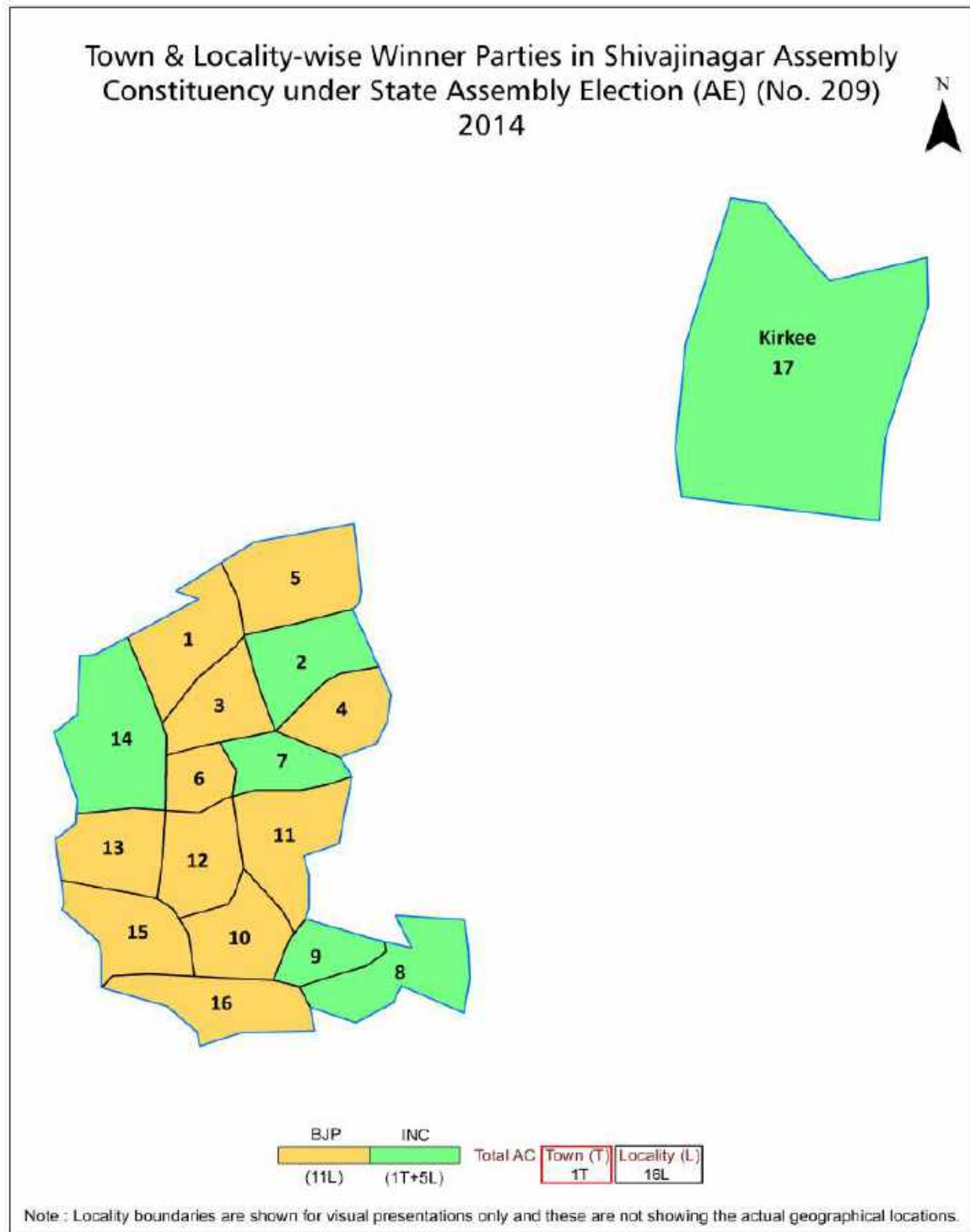
**© Datanet India Pvt. Ltd.**

All rights reserved. No part of this book may be reproduced, stored in a retrieval system or transmitted in any form or by any means, mechanical photocopying, photographing, scanning, recording or otherwise without the prior written permission of the publisher. Please refer to Disclaimer at page no. 166 for the use of this publication.

Printed in India

No.	Particulars	Page No.
	<b>Introduction</b>	
1	Assembly Constituency - (Vidhan Sabha) at a Glance   Features of Assembly as per Delimitation Commission of India (2008)	1-2
	<b>Location and Political Maps</b>	
2	Location Map   Boundaries of Assembly Constituency - (Vidhan Sabha in District   Boundaries of Assembly Constituency under Parliamentary Constituency - (Lok Sabha)   Town & Locality-wise Winner Parties- 2024-PE, 2024-AE, 2019-PE, 2019-AE, 2014-PE and 2014-AE	3-10
	<b>Administrative Setup (2011)</b>	
3	District   Sub-district   Towns   Villages   Inhabited Villages   Uninhabited Villages   Village Panchayat   Intermediate Panchayat	11
	<b>Demographics (2011)</b>	
4	Population   Households   Rural/Urban Population   Towns by Population Size   Sex Ratio (Total & 0-6 Years)   Religious Population   Social Population   Literacy Rate	12-13
	<b>Electoral Features</b>	
5	Important Dates of Last Elections Held   Electors by Gender   Service Electors   Voters   Voters Turnout   Polling Stations & Average Number of Electors per Polling Station   Electors by Age Group   Present Elected Representatives	14-19
	<b>Historical Summary Election Results</b>	
6	Vote Share of Major Parties   Winning Margin (Number & Percentage   Polarity of Parties   Summary Result of Assembly Segment of Parliamentary Elections 2024, 2019, 2014, 2009, 2004 and 1999   Summary Result of Assembly Elections 2024, 2019, 2014, 2009, 2004, 1999, 1995, 1990, 1985, 1980, 1978, 1972, 1967 and 1962	20-43
	<b>Polling Station Level Election Results</b>	
7	Name and Number of Polling Station 2024-PE, 2024-AE, 2019-PE, 2019-AE, 2014-PE and 2014-AE   Polling Station-wise Electors, Voters & Voters Turnout 2024-PE, 2024-AE, 2019-PE, 2019-AE, 2014-PE and 2014-AE   Polling Station wise Elections Results 2024-PE, 2024-AE, 2019-PE, 2019-AE, 2014-PE & 2014-AE	44-159
	<b>Share of Assembly Constituency</b>	
8	Share of Assembly Constituency - (Vidhan Sabha) in State, District and Parliamentary Constituency - (Lok Sabha)	160
9	<b>Abbreviation &amp; Sources</b>	163-164
10	<b>Disclaimer</b>	166

## Location & Political Map

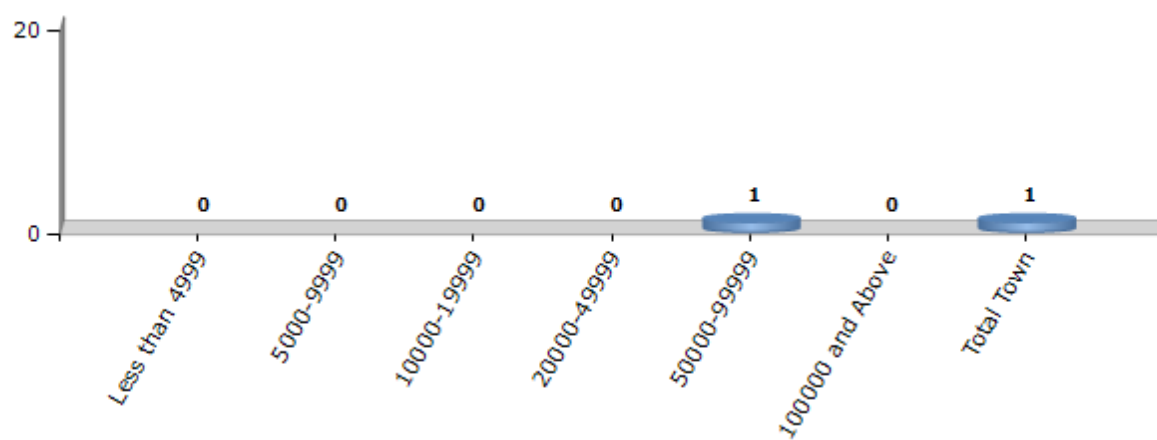


## Demographics

### Number of Towns by Population Size - 2011

Less than 4999	5000-9999	10000-19999	20000-49999	50000-99999	100000 and Above	Total Town
0	0	0	0	1	0	1

Number of Towns by Population Size - 2011



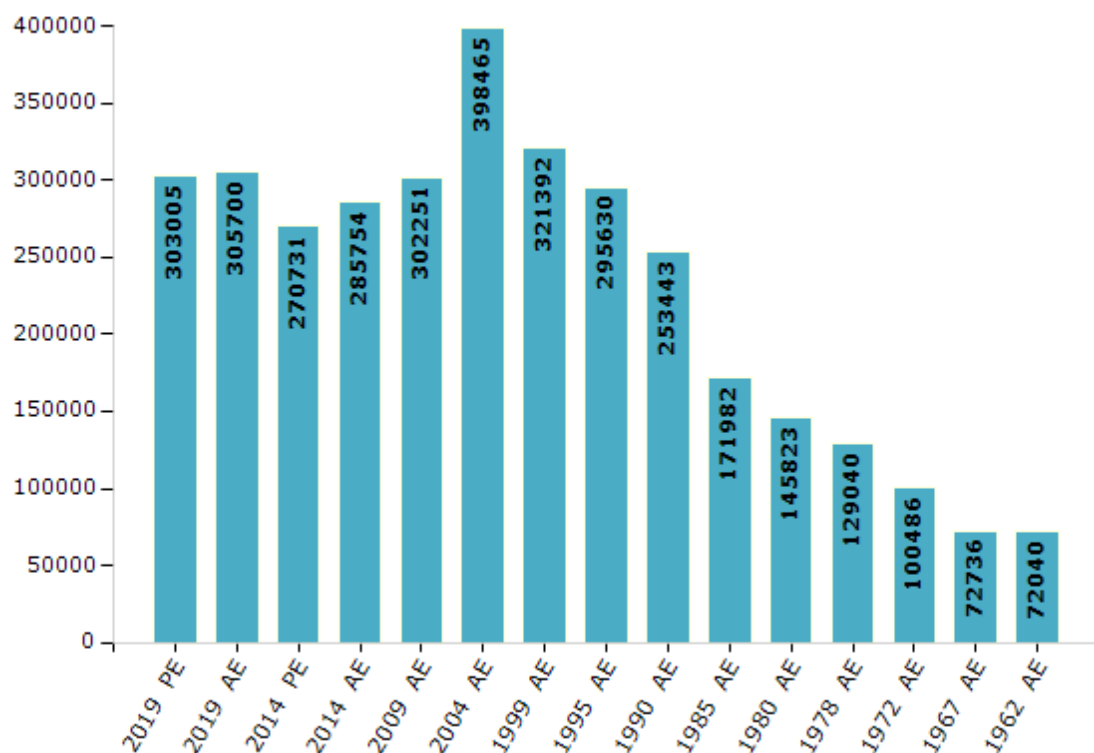
## Electoral Features

### Electors by Male & Female

Year	Male	Female	Others	Total
2019 PE	154297	148705	3	303005
2019 AE	155584	150112	4	305700
2014 PE	138588	132142	1	270731
2014 AE	146044	139709	1	285754
2009 PE	-	-	-	-
2009 AE	155421	146830	-	302251
2004 PE	-	-	-	-
2004 AE	205073	193392	-	398465
1999 PE	-	-	-	-

Year	Male	Female	Others	Total
1999 AE	166469	154923	-	321392
1995 AE	151932	143698	-	295630
1990 AE	131622	121821	-	253443
1985 AE	103186	68796	-	171982
1980 AE	70265	75558	-	145823
1978 AE	68047	60993	-	129040
1972 AE	53334	47152	-	100486
1967 AE	-	-	-	72736
1962 AE	-	-	-	72040

Number of Electors



**Note :** AE : Assembly Election, PE : Assembly Segment of Parliamentary Election

## Historical Summary Election Results

### Summary Result of Assembly Election - 2014

Candidate Name	Party	Votes	Votes %
Vijay Kale	BJP	56460	38.03
Nimhan Vinayak Mahadev	INC	34413	23.18
Anil Shivajirao Bhosale	NCP	24173	16.28
Milind Ramakant Ekbote	SHS	14662	9.88
Raju Alias Dattatray Pawar	MNS	9809	6.61
Ajay Shinde	BSP	3949	2.66
Anjum Inamdar	BMUP	730	0.49
Baba Alias Santosh Manohar Shirole	IND	393	0.26
Hanmant Mahadeo Nalawade	IND	376	0.25
Sham Rambhau Sonawane	IND	336	0.23
Firoz Shamshuddin Mulla	IND	277	0.19
Ganesh S. Chinnayya-Pillay	rpsn	190	0.13
Manoj Gopal Nikalje	IND	168	0.11
Vijay Laxman Sarode	IND	158	0.11
Mohite Vikas Ratan	IND	158	0.11
Piran Sitaram Shelar	IND	145	0.1
Ayu.Sushma Pandurang Gaikwad	PRCP	140	0.09
Gaikwad Pandurang Ananda	IND	83	0.06
	NOTA	1842	1.24

## Polling Station Level Election Results

### Number and Name of Polling Stations (PS) (2019 AE)

Number of Polling Stations	Name of Polling Stations	Number of Polling Stations	Name of Polling Stations
1	Rayat Education Institute Jivajirave Shinde Primar	22	Jijamata Girls Primary School Khadaki Bazaar Pun
2	Rayat Education Institute Jivajirave Shinde Primar	23	Jijamata Girls Primary School Khadaki Bazaar Pun
3	Dr. Rajendraprasad Pune Manapa School Bopodi Pune	24	Jijamata Girls Primary School Khadaki Bazaar Pun
4	Late. Pantasibai Chajed P.M.C. Vidhyaniketan Schoo	25	Dr. Zakeer Hussain Urdu School Bopodi Pune 3 Room
5	Dr. Rajendraprasad Pune Manapa School Bopodi Pune	26	Dr. Zakeer Hussain Urdu School Bopodi Pune 3 Room
6	Late. Pantasibai Chajed P.M.C. Vidhyaniketan Schoo	27	Dr. Zakeer Hussain Urdu School Bopodi Pune 3 Room
7	Dr. Rajendraprasad Pune Manapa School Bopodi Pune	28	Dr. Radha Krishna High School Bopodi Pune 3 Room
8	Dr. Rajendraprasad Pune Manapa School Bopodi Pune	29	Dr. Radha Krishna High School Bopodi Pune 3 Room
9	Dr. Rajendraprasad Pune Manapa School Bopodi Pune	30	Dr. Radha Krishna High School Bopodi Pune 3 Room
10	Dr. Rajendraprasad Pune Manapa School Bopodi Pune	31	Anantrao Pawar English Memorial School Pune Pmc Bu
11	Dr. Rajendraprasad Pune Municipale Corporation Sch	32	Anantrao Pawar English Memorial School P.M.C Build
12	Dr. Rajendraprasad Pune Municipale Corporation Sch	33	Anantrao Pawar English Memorial School Pune Pmc Bu
13	Ordinans Club Roon No.1	34	Anantrao Pawar Memorial School P.M.C. Building Mid
14	Lal Bahddur Shastri School Khadaki Cantonment Roo	35	Anantrao Pawar Memorial School P.M.C. Building Mid
15	Lal Bahddur Shastri School Khadaki Cantonment Roo	36	Anantrao Pawar Memorial School P.M.C. Building Mid
16	Lal Bahddur Shastri School Khadaki Cantonment Roo	37	Anantrao Pawar Memorial School P.M.C. Building Mid
17	Bharat English School 19/2 Tp Scheme Room No.6	38	Mata Rama Bai Ambedkar Pri. School Manapa No. 60
18	Lal Bahddur Shastri School Khadaki Cantonment Roo	39	Mata Rama Bai Ambedkar Pri. School Manapa No. 60
19	Lal Bahddur Shastri School Khadaki Cantonment Roo	40	Mata Rama Bai Ambedkar Pri. School Manapa No. 60
20	Jijamata Girls Primary School Khadaki Bazaar Pun	41	Mata Rama Bai Ambedkar Pri. School Manapa No. 60
21	Jijamata Girls Primary School Khadaki Bazaar Pun	42	Mata Rama Bai Ambedkar Pri. School Manapa No. 60

Contd....

## Polling Station Level Election Results

### Polling Station-wise Votes Secured by Overall Top Five Parties in Shivajinagar Assembly in Assembly Election (AE) under Pune Parliamentary Constituency in Maharashtra (2019)

Number of Polling Station	Winner - Siddharth Anil Shirole (BJP)	Runner-up - Datta Bahirat (INC)	3rd - Anil Shankar Kurhade (VBA)	4th - Nimhan Suhas Bhagwanrao (MNS)	5th - Gaikwad Satyawar Baban (BSP)	NOTA	Other	Total Votes Secured
36	145	372	26	10	3	4	7	567
37	154	263	52	8	14	6	7	504
38	267	234	92	21	7	9	18	648
39	168	208	137	10	9	7	14	553
40	106	210	116	10	8	1	22	473
41	82	138	128	11	10	2	28	399
42	294	180	21	11	1	6	7	520
43	175	101	60	2	2	9	11	360
44	69	88	198	10	5	2	14	386
45	151	106	16	7	3	7	11	301
46	179	138	76	14	5	17	2	431
47	103	82	154	6	3	6	12	366
48	82	116	135	10	5	6	14	368
49	125	166	174	28	13	6	17	529
50	196	134	106	9	2	11	6	464
51	74	58	103	1	1	3	10	250
52	155	94	48	11	2	3	12	325
53	122	102	94	12	3	10	4	347
54	118	65	17	5	1	2	6	214
55	216	150	10	28	6	8	3	421
56	313	85	22	28	3	9	10	470
57	301	133	15	27	0	9	6	491
58	318	76	22	17	1	9	10	453
59	238	119	198	22	6	5	20	608
60	222	136	200	36	7	9	20	630
61	426	93	13	18	4	20	8	582
62	387	95	43	16	1	15	16	573
63	334	61	2	16	0	9	8	430
64	465	101	9	29	1	24	12	641
65	436	77	8	18	2	23	14	578
66	352	72	1	15	0	5	19	464
67	373	84	6	19	1	20	10	513
68	309	238	16	59	2	12	10	646
69	288	209	3	59	0	7	6	572
70	179	217	5	34	2	6	4	447

Contd....

## Polling Station Level Election Results

**Winner, Runner-up and 3rd Party Position & Winning Margin According to Polling Stations in Shivajinagar Assembly in Assembly Election (AE) under Pune Parliamentary Constituency in Maharashtra (2019)**

Polling Station Number	Winner Party	Winner Votes (%)	Runner-up Party	Runner-up Votes (%)	Winning Margin Votes (%)	Third Party	Third Party Votes (%)	Other Votes (%)
71	BJP	307 (57.82)	INC	179 (33.71)	128 (24.11)	MNS	26 (4.9)	19 (3.58)
72	INC	267 (41.52)	BJP	214 (33.28)	53 (8.24)	VBA	125 (19.44)	37 (5.75)
73	BJP	256 (61.24)	INC	122 (29.19)	134 (32.05)	MNS	17 (4.07)	23 (5.5)
74	BJP	340 (70.25)	INC	88 (18.18)	252 (52.07)	MNS	24 (4.96)	32 (6.61)
75	BJP	276 (67.15)	INC	79 (19.22)	197 (47.93)	VBA	11 (2.68)	45 (10.95)
76	BJP	321 (60.34)	INC	150 (28.2)	171 (32.14)	VBA	21 (3.95)	40 (7.52)
77	BJP	181 (40.49)	INC	164 (36.69)	17 (3.8)	VBA	52 (11.63)	50 (11.19)
78	INC	290 (58.23)	BJP	147 (29.52)	143 (28.71)	VBA	31 (6.22)	30 (6.02)
79	INC	311 (55.54)	BJP	218 (38.93)	93 (16.61)	VBA	11 (1.96)	20 (3.57)
80	INC	282 (59)	BJP	141 (29.5)	141 (29.5)	VBA	34 (7.11)	21 (4.39)
81	INC	341 (64.46)	BJP	139 (26.28)	202 (38.18)	VBA	25 (4.73)	24 (4.54)
82	INC	313 (58.29)	BJP	178 (33.15)	135 (25.14)	VBA	27 (5.03)	19 (3.54)
83	INC	240 (51.28)	BJP	160 (34.19)	80 (17.09)	VBA	56 (11.97)	12 (2.56)
84	INC	260 (56.64)	BJP	165 (35.95)	95 (20.69)	VBA	11 (2.4)	23 (5.01)
85	INC	139 (51.67)	BJP	103 (38.29)	36 (13.38)	AAP	8 (2.97)	19 (7.06)
86	INC	285 (60.13)	BJP	139 (29.32)	146 (30.81)	VBA	37 (7.81)	13 (2.74)
87	INC	228 (45.24)	BJP	178 (35.32)	50 (9.92)	VBA	80 (15.87)	18 (3.57)
88	INC	101 (44.89)	BJP	86 (38.22)	15 (6.67)	VBA	19 (8.44)	19 (8.44)
89	BJP	381 (72.85)	INC	75 (14.34)	306 (58.51)	MNS	17 (3.25)	50 (9.56)
90	BJP	292 (65.32)	INC	92 (20.58)	200 (44.74)	MNS	26 (5.82)	37 (8.28)
91	BJP	301 (69.04)	INC	80 (18.35)	221 (50.69)	MNS	13 (2.98)	42 (9.63)
92	BJP	412 (73.31)	INC	92 (16.37)	320 (56.94)	MNS	24 (4.27)	34 (6.05)
93	BJP	287 (77.15)	INC	53 (14.25)	234 (62.9)	MNS	9 (2.42)	23 (6.18)
94	BJP	227 (75.42)	INC	47 (15.61)	180 (59.81)	MNS	6 (1.99)	21 (6.98)
95	BJP	295 (73.75)	INC	58 (14.5)	237 (59.25)	MNS	14 (3.5)	33 (8.25)
96	INC	305 (45.19)	BJP	187 (27.7)	118 (17.49)	VBA	82 (12.15)	101 (14.96)
97	INC	279 (47.61)	BJP	138 (23.55)	141 (24.06)	VBA	73 (12.46)	96 (16.38)
98	INC	307 (48.04)	BJP	127 (19.87)	180 (28.17)	VBA	92 (14.4)	113 (17.68)
99	INC	295 (49.33)	BJP	130 (21.74)	165 (27.59)	VBA	90 (15.05)	83 (13.88)
100	INC	265 (45.07)	BJP	111 (18.88)	154 (26.19)	VBA	90 (15.31)	122 (20.75)
101	INC	146 (39.35)	BJP	125 (33.69)	21 (5.66)	VBA	37 (9.97)	63 (16.98)
102	BJP	105 (39.62)	INC	100 (37.74)	5 (1.88)	MNS	25 (9.43)	35 (13.21)
103	INC	125 (50.81)	BJP	79 (32.11)	46 (18.7)	VBA	17 (6.91)	25 (10.16)
104	INC	92 (45.77)	BJP	62 (30.85)	30 (14.92)	MNS	24 (11.94)	23 (11.44)
105	INC	154 (53.66)	BJP	66 (23)	88 (30.66)	VBA	41 (14.29)	26 (9.06)

Contd....

## DISCLAIMER

The Terms of Use and Disclaimer of Datanet India Private Limited (hereinafter referred to as "Datanet") for use of this analysis report of **Shivajinagar Assembly Constituency (Shivajinagar Vidhan Sabha)** :-

1. **Assembly Factbook™** is a Registered Trade Mark owned by Datanet.
2. All the maps are sketched and graphical representation only and have not been drawn to the scale and also not to represent the actual geographical area or boundary of the unit.
3. The data for the aforesaid analysis is based on authentic sources and has been culled from the various publications of Census, CSO and NSSO for district and block level data, various central and state government departments, Central & State Elections Commissions and the concerned Returning Officers' releases, Electoral Rolls, Election results and allied publications, internal assessment, surveys, estimates and analysis. Therefore, certain adjustment of data at micro level may have been done to arrive closer to the macro data.
4. Data have been provided on an "As Is" and "As AVAILABLE" basis
5. The colours shown in the maps or diagram and charts of a particular party, alliance or AC are indicative and do not represent them.
6. This publication which includes maps, sheets, graphs and data would be the property under copyright of Datanet only. The user may use these for its internal study, analysis and research purposes. It's public display, re-selling or any commercial uses by the user are not allowed.
7. Datanet has taken due care and caution in compilation and processing of data and allied information, but does not guarantee the accuracy, adequacy or completeness of any information/analysis and will be not responsible for any errors or omissions or for the results obtained from the use of such information/analysis.
8. All the contents for the publication have been culled from various authentic sources and Datanet reasonably believes such sources to be reliable, but does not make any representations, express or implied as to the accuracy or fitness of use of such information. The information or contents of the information/analysis do not constitute advice and should not be relied upon in making (or refraining from making) any decision. Any reliance placed upon the information provided by Datanet is the sole responsibility and strictly at the user's risk.
9. In no event will Datanet be liable for any damages (including, without limitation, damages for loss of business projects, or loss of profits) arising in contract, tort or otherwise from the use of or inability to use any of its contents, or from any action taken (or refrained from being taken) as a result of using the analysis or any of its contents. Datanet its directors, owners, editors, officials, employees, distributor and agents or any associate will not be liable for any errors in the information contained or any consequences arising from the use of the contents of the provided information/analysis.
10. If any provision of these terms and conditions is held invalid or illegal or unenforceable for any reason by any court of competent jurisdiction, such provision shall be severed and the remainder of provisions of the terms and conditions shall continue in full force and effect as if the Term of Use had been executed with the invalid, illegal or unenforceable provision eliminated.
11. If there are any discrepancies in the information provided, please bring it to attention of Datanet for suitable rectification measures.

**Buy Online This Complete Book At**  
**Datanet India eBooks Store**

[www.indiastatpublications.com](http://www.indiastatpublications.com)

or go directly at

[http://www.indiastatpublications.com/  
Assembly\\_factbook/Maharashtra/Pune/ Shivajinagar](http://www.indiastatpublications.com/Assembly_factbook/Maharashtra/Pune/Shivajinagar)

 **indiastat**elections

ISBN : 978-93-5293-348-8



9 789352 933488