



Maharashtra

# Assembly Factbook™

Mahad Assembly Constituency



Key Electoral Data of Mahad  
Assembly Constituency (Vidhan Sabha)

Maharashtra

# Assembly Factbook™

Mahad Assembly Constituency



Mahad Vidhan Sabha

## **Editor & Director**

Dr. R.K. Thukral

## **Research Editor**

Dr. Shafeeq Rahman

## **Compiled, Researched and Published by Datanet India Pvt. Ltd.**

D-100, 1st Floor,

Okhla Industrial Area, Phase-I,  
New Delhi- 110020.

Ph.: 91-11- 43580781-84

Email : support@indiastatpublications.com

Website : www.indiastatelections.com

## **Online Book Store :**

www.indiastatpublications.com

**Report No. :** AFB/MH-194-0125

**ISBN :** 978-93-5293-273-3

**First Edition :** January, 2018

**Eighth Updated Edition :** January, 2025

**Price :** Rs.11500/-

US\$ 310

**© Datanet India Pvt. Ltd.**

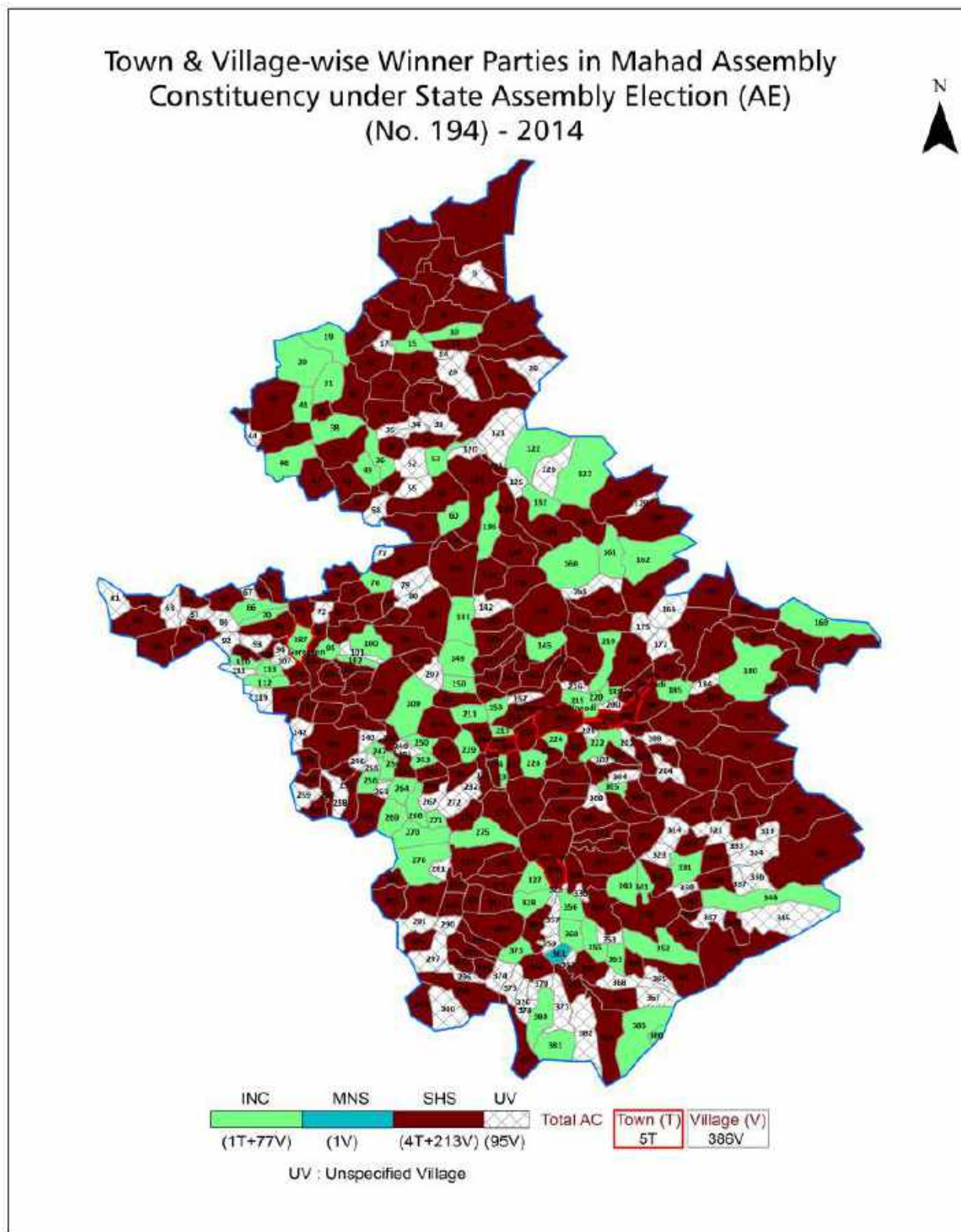
All rights reserved. No part of this book may be reproduced, stored in a retrieval system or transmitted in any form or by any means, mechanical photocopying, photographing, scanning, recording or otherwise without the prior written permission of the publisher. Please refer to Disclaimer at page no. 245 for the use of this publication.

Printed in India

No.	Particulars	Page No.
	<b>Introduction</b>	
1	Assembly Constituency - (Vidhan Sabha) at a Glance   Features of Assembly as per Delimitation Commission of India (2008)	1-2
	<b>Location and Political Maps</b>	
2	Location Map   Boundaries of Assembly Constituency - (Vidhan Sabha in District   Boundaries of Assembly Constituency under Parliamentary Constituency - (Lok Sabha)   Town & Village-wise Winner Parties- 2024-PE, 2024-AE, 2019-PE, 2019-AE, 2014-PE and 2014-AE	3-10
	<b>Administrative Setup (2011)</b>	
3	District   Sub-district   Towns   Villages   Inhabited Villages   Uninhabited Villages   Village Panchayat   Intermediate Panchayat	11-29
	<b>Demographics (2011)</b>	
4	Population   Households   Rural/Urban Population   Towns and Villages by Population Size   Sex Ratio (Total & 0-6 Years)   Religious Population   Social Population   Literacy Rate	30-31
	<b>Electoral Features</b>	
5	Important Dates of Last Elections Held   Electors by Gender   Service Electors   Voters   Voters Turnout   Polling Stations & Average Number of Electors per Polling Station   Electors by Age Group   Present Elected Representatives	32-37
	<b>Historical Summary Election Results</b>	
6	Vote Share of Major Parties   Winning Margin (Number & Percentage   Polarity of Parties   Summary Result of Assembly Segment of Parliamentary Elections 2024, 2019, 2014, 2009, 2004 and 1999   Summary Result of Assembly Elections 2024, 2019, 2014, 2009, 2004, 1999, 1995, 1990, 1985, 1980, 1978, 1972, 1967 and 1962	38-59
	<b>Polling Station Level Election Results</b>	
7	Name and Number of Polling Station 2024-PE, 2024-AE, 2019-PE, 2019-AE, 2014-PE and 2014-AE   Polling Station-wise Electors, Voters & Voters Turnout 2024-PE, 2024-AE, 2019-PE, 2019-AE, 2014-PE and 2014-AE   Polling Station wise Elections Results 2024-PE, 2024-AE, 2019-PE, 2019-AE, 2014-PE & 2014-AE	60-223
	<b>Share of Assembly Constituency</b>	
8	Share of Assembly Constituency - (Vidhan Sabha) in State, District and Parliamentary Constituency - (Lok Sabha)	224
	<b>Socio-Economic Amenities (2011)</b>	
9	Access to Administrative Units   Agricultural, Manufacturing and Industrial Commodities   Demographic Indicators   Education   Health & Manpower   Drinking Water Supply   Sanitation   Entertainment and Recreations Infrastructure   Power   Food Allocation Distribution and Marketing of Agriculture Commodities Infrastructure   Transport and Road Infrastructure   Communication   Banking and Financial Services   Land Use   Irrigation Source	226-240
10	<b>Abbreviation &amp; Sources</b>	242-243
11	<b>Disclaimer</b>	245



## Location & Political Map



## Administrative Setup

### List of Village Panchayat & Intermediate Panchayat (Block) Name - 2011

Village Name	Village Panchayat Name	Intermediate Panchayat Name
Achaloli	-	Mahad
Adavale Bk.	Adavale Bk	Poladpur
Adavale Kh.	Adavale Kh	Poladpur
Ade	Narvan	Mahad
Adhi	Adhi	Mahad
Adiste	Adiste	Mahad
Adrai	-	Mahad
Agryachakond	Agryachakond	Poladpur
Akale	Aakale	Mahad
Alsunde	-	Mangaon
Ambarle	-	Mangaon
Ambavali Bk.	Ambivili	Mahad
Ambavali Kh.	Ambavali	Mahad
Ambe Shivtar	-	Mahad
Amdoshi	-	Mahad
Amshet	Amshet	Mahad
Appar Tudil	Appar Tudil	Mahad
Asanpoi	Asanpoi	Mahad
Bamangaon	Shirsad	Mangaon
Barasgaon	Barasgaon	Mahad
Bavale	-	Mahad
Bebalghar	Telange Mohalla	Mahad
Bedgaon	Vile	Mangaon
Bhagad	Bhagad	Mangaon
Bhale	Bhale	Mangaon
Bhalekar Kond	-	Mahad
Bhanadare	Mangrul	Mangaon
Bhandavali	Tol Kh.	Mangaon
Bhave	Bhave	Mahad

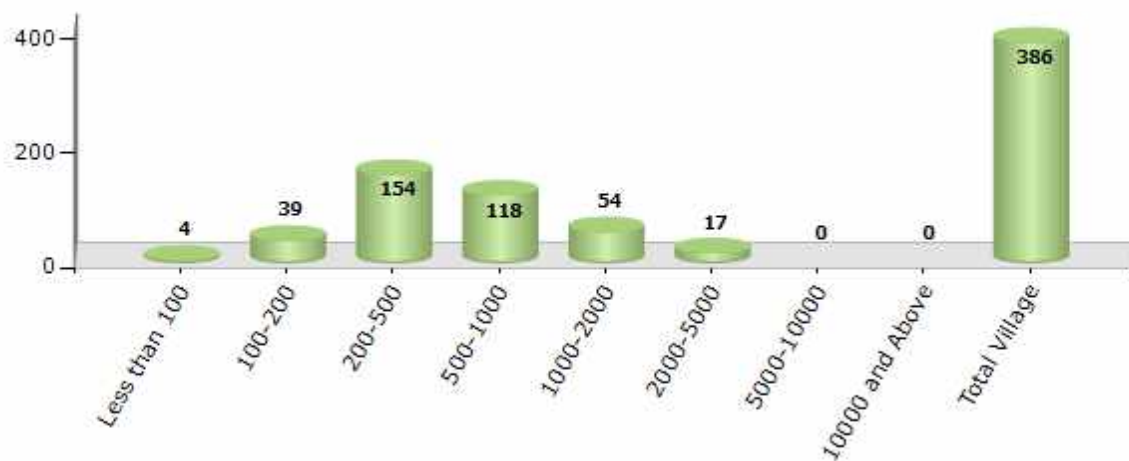
Contd....

## Demographics

### Number of Villages by Population Size - 2011

Less than 100	100-200	200-500	500-1000	1000-2000	2000-5000	5000-10000	10000 and Above	Total Village
4	39	154	118	54	17	0	0	386

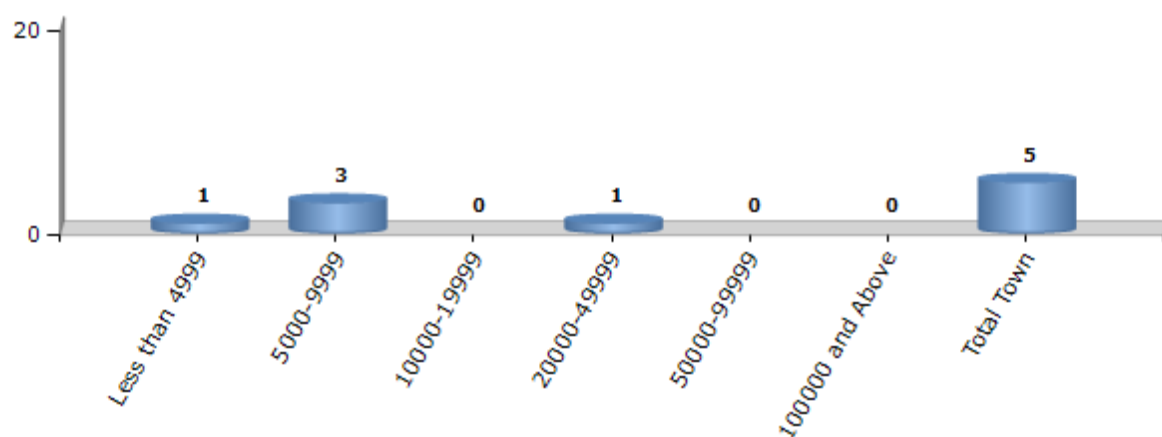
Number of Villages by Population Size - 2011



### Number of Towns by Population Size - 2011

Less than 4999	5000-9999	10000-19999	20000-49999	50000-99999	100000 and Above	Total Town
1	3	0	1	0	0	5

Number of Towns by Population Size - 2011

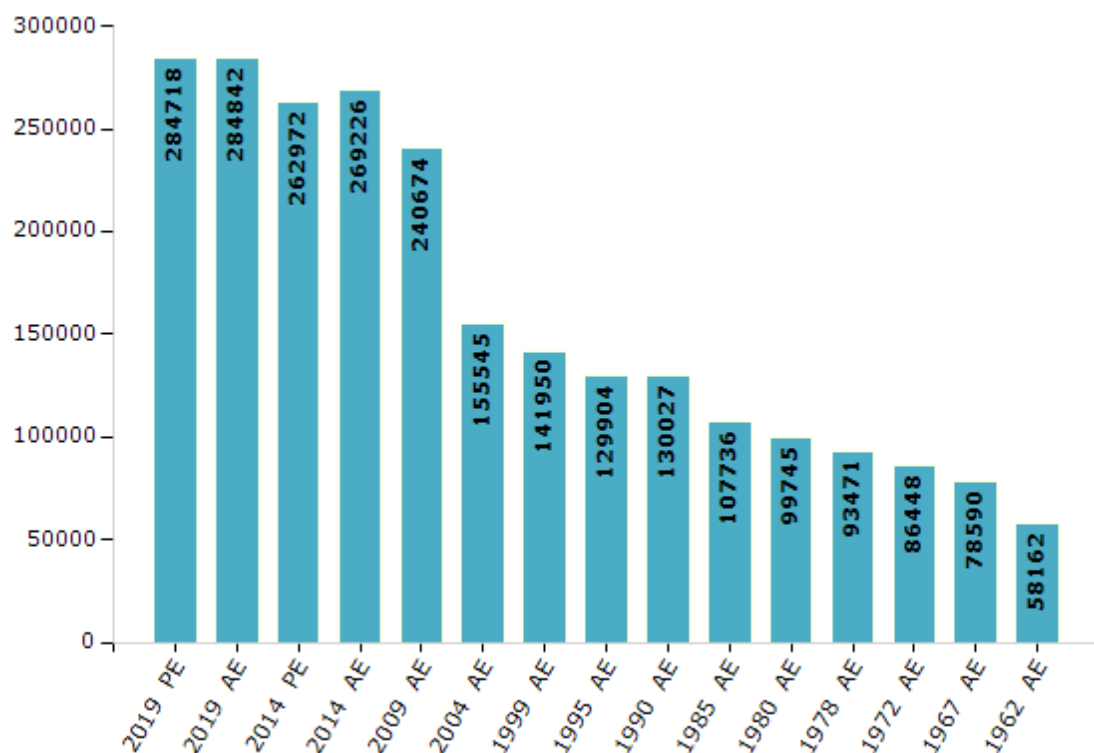


## Electoral Features

### Electors by Male & Female

Year	Male	Female	Others	Total	Year	Male	Female	Others	Total
2019 PE	142170	142546	2	284718	1999 AE	65352	76598	-	141950
2019 AE	142232	142609	1	284842	1995 AE	58787	71117	-	129904
2014 PE	132188	130784	0	262972	1990 AE	58969	71058	-	130027
2014 AE	135151	134075	0	269226	1985 AE	45582	62154	-	107736
2009 PE	-	-	-	-	1980 AE	42974	56771	-	99745
2009 AE	117938	122736	-	240674	1978 AE	39226	54245	-	93471
2004 PE	-	-	-	-	1972 AE	36133	50315	-	86448
2004 AE	74111	81434	-	155545	1967 AE	-	-	-	78590
1999 PE	-	-	-	-	1962 AE	-	-	-	58162

Number of Electors



**Note :** AE : Assembly Election, PE : Assembly Segment of Parliamentary Election

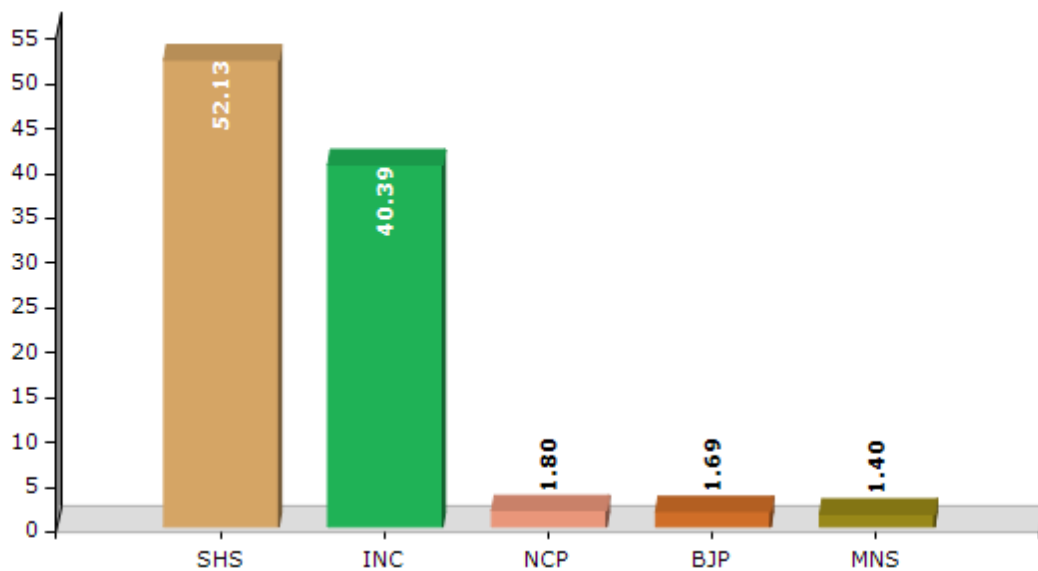


## Historical Summary Election Results

### Summary Result of Assembly Election - 2014

Candidate Name	Party	Votes	Votes %
Gogawale Bharat Maruti	SHS	94408	52.13
Manik Motiram Jagtap	INC	73152	40.39
Ambonkar Uday Anant	NCP	3258	1.8
Sudhir Parshuram Mahadik	BJP	3066	1.69
Surendra Kashiram Chavan	MNS	2538	1.4
Pranay Baliram Sawant	BSP	1307	0.72
Adv.Mangesh Madhukar Humane	BMUP	1073	0.59
Laxman Tukaram Nimbalkar	IND	1018	0.56
	NOTA	1292	0.71

Votes Percentage of Top Parties - 2014



## Polling Station Level Election Results

### Number and Name of Polling Stations (PS) (2019 AE)

Number of Polling Stations	Name of Polling Stations	Number of Polling Stations	Name of Polling Stations
1	R.Z.P.P. Marathi Shala Ravalaje (Kolani Shala ) We	22	R.Z.P.P. Marathi Shala Bhinad West Room No.1
2	R.Z.P.P. Marathi Shala Saje East Room No.1	23	R.Z.P.P.Marathi Shala Vadhavan West Room No.1
3	R.Z.P.P. Marathi Shala Patanus East Room No.1	24	R.Z.P.P.Marathi Shala Kalavan North Side Room No.1
4	Tata Vidayabhavan Bhira South Room No.1	25	R.Z.P.P.Marathi Shala Dakhane North Side Room No.2
5	R.Z.P.P.Marathi Shala Vile North Side Room No.2	26	R.Z.P.P.Marathi Shala Koste Bu. North Side Room No
6	R.Z.P.P. Marathi Shala Vile (Dakshin )	27	R.Z.P.P. Marathi Shala Koste Khu East Side Room No
7	R.Z.P.P.Marathi Shala Sanasavadi North Side Room N	28	R.Z.P.P. Marathi Shala Khardi Bu. East Side Room N
8	R.Z.P.P. Marathi Shala Bhagad (New Building)	29	R.Z.P.P.Marathi Shala Vaki T. Nijampur South Side
9	R.Z.P.P. Marathi Shala Tasaganv East Room No.1	30	R.Z.P.P. Marathi Shala Panose North Side Room No.1
10	R.Z.P.P.Marathi Shala Bondashet	31	R.Z.P.P.Marathi Shala Bamanaganv West Room No.1
11	R.Z.P Marathi School Bandalwadi (Kandalgaon Bk)	32	R.Z.P.P.Marathi Shala Shirasad Borwadi West Room N
12	R.Z.P Marathi School Koshimble/Nijampur	33	R.Z.P.P.Marathi Shala Haravandi East Side Room No.
13	R.Z.P Urdu School Nijampur East Side No.1	34	R.Z.P.P.Marathi Shala Chach North Room No.1
14	R.Z.P Urdu School Nijampur East Side No.2	35	R.Z.P.P.Marathi Shala Kelagan North Room No.1
15	R.Z.P Marathi School Nijampur South Room No.1	36	R.Z.P.P.Marathi Shala Channat East Side Room No.1
16	G.R. Metha Highschool Nijampur East Side Room No.1	37	R.Z.P.P.Marathi Shala Kumbhe East Room No.1
17	R.Z.P.P. Marathi Shala Kumbharte	38	R.Z.P.P. Marathi Shala Kadape East Room No.2
18	R.Z.P.P.Marathi Shala Panaspe West Room No.1	39	R.Z.P.P.Marathi Shala Yerad
19	R.Z.P.P. Marathi Shala Javate North Side Room No.1	40	R.Z.P.P. Marathi Shala Shiravali T. Nijampur
20	R.Z.P.P.Marathi Shala Bhale (North Room No.1)	41	R.Z.P.P. Marathi Shala Yelavade South Room No.1
21	R.Z.P.P.Marathi Shala Panasai West Room No.1	42	R.Z.P.P. Marathi Shala Sangi North Side Room No.1

Contd....

## Polling Station Level Election Results

### Polling Station-wise Votes Secured by Overall Top Five Parties in Mahad Assembly in Assembly Election (AE) under Raigad Parliamentary Constituency in Maharashtra (2019)

Number of Polling Station	Winner - Gogawale Bharat Maruti (SHS)	Runner-up - Manik Motiram Jagtap (INC)	3rd - Devendra Pandurang Gaikwad (MNS)	4th - Ghag Sanjay Arjun (VBA)	5th - Chandrakant Sharad Dhondge (IND)	NOTA	Other	Total Votes Secured
36	186	122	3	0	1	6	2	320
37	63	44	3	0	0	2	1	113
38	211	247	8	1	1	4	1	473
39	168	98	2	0	0	6	1	275
40	269	230	4	2	6	14	12	537
41	278	165	1	5	2	1	0	452
42	207	177	7	1	4	13	3	412
43	189	203	4	5	4	5	4	414
44	138	166	3	0	0	2	1	310
45	337	296	7	3	3	3	2	651
46	147	169	6	8	1	5	3	339
47	230	173	6	1	2	4	4	420
48	199	192	4	4	5	7	6	417
49	128	123	6	1	2	5	3	268
50	108	35	12	1	1	4	5	166
51	356	186	11	4	2	4	7	570
52	268	210	6	3	7	8	7	509
53	70	64	0	0	0	2	0	136
54	102	49	3	0	1	2	0	157
55	439	178	21	11	11	18	10	688
56	188	118	7	1	2	1	1	318
57	369	135	10	3	2	17	4	540
58	169	147	27	3	2	10	6	364
59	297	83	13	0	2	8	2	405
60	296	112	12	10	4	9	3	446
61	534	111	17	4	0	7	3	676
62	175	197	4	1	4	3	4	388
63	307	221	10	1	3	2	3	547
64	236	261	6	3	1	5	1	513
65	433	305	18	2	0	9	7	774
66	373	52	6	3	0	6	0	440
67	489	149	14	4	5	8	4	673
68	61	429	2	1	2	1	2	498
69	234	94	15	0	2	23	3	371
70	366	54	12	1	0	8	0	441

Contd....

## Polling Station Level Election Results

**Winner, Runner-up and 3rd Party Position & Winning Margin According to Polling Stations in Mahad Assembly in Assembly Election (AE) under Raigad Parliamentary Constituency in Maharashtra (2019)**

Polling Station Number	Winner Party	Winner Votes (%)	Runner-up Party	Runner-up Votes (%)	Winning Margin Votes (%)	Third Party	Third Party Votes (%)	Other Votes (%)
71	INC	128 (62.14)	SHS	65 (31.55)	63 (30.59)	VBA	8 (3.88)	5 (2.43)
72	INC	280 (58.33)	SHS	195 (40.63)	85 (17.7)	MNS	2 (0.42)	3 (0.63)
73	SHS	304 (66.23)	INC	131 (28.54)	173 (37.69)	VBA	9 (1.96)	15 (3.27)
74	INC	185 (58.36)	SHS	111 (35.02)	74 (23.34)	VBA	10 (3.15)	11 (3.47)
75	SHS	109 (68.55)	INC	43 (27.04)	66 (41.51)	MNS	4 (2.52)	3 (1.89)
76	SHS	409 (56.41)	INC	296 (40.83)	113 (15.58)	MNS	8 (1.1)	12 (1.66)
77	SHS	414 (57.82)	INC	262 (36.59)	152 (21.23)	MNS	9 (1.26)	31 (4.33)
78	SHS	234 (64.11)	INC	109 (29.86)	125 (34.25)	MNS	13 (3.56)	9 (2.47)
79	SHS	283 (64.46)	INC	99 (22.55)	184 (41.91)	VBA	23 (5.24)	34 (7.74)
80	SHS	362 (77.19)	INC	48 (10.23)	314 (66.96)	MNS	39 (8.32)	20 (4.26)
81	SHS	215 (95.13)	MNS	4 (1.77)	211 (93.36)	INC	1 (0.44)	6 (2.65)
82	SHS	272 (66.83)	INC	100 (24.57)	172 (42.26)	MNS	11 (2.7)	24 (5.9)
83	INC	350 (68.36)	SHS	131 (25.59)	219 (42.77)	MNS	8 (1.56)	23 (4.49)
84	SHS	378 (87.1)	INC	30 (6.91)	348 (80.19)	MNS	9 (2.07)	17 (3.92)
85	INC	282 (49.04)	SHS	272 (47.3)	10 (1.74)	MNS	9 (1.57)	12 (2.09)
86	INC	329 (65.93)	SHS	162 (32.46)	167 (33.47)	MNS	3 (0.6)	5 (1)
87	SHS	517 (65.2)	INC	197 (24.84)	320 (40.36)	IND (CSD)	25 (3.15)	54 (6.81)
88	SHS	268 (52.86)	INC	206 (40.63)	62 (12.23)	MNS	10 (1.97)	23 (4.54)
89	SHS	174 (50.29)	INC	135 (39.02)	39 (11.27)	MNS	18 (5.2)	19 (5.49)
90	SHS	88 (57.14)	INC	56 (36.36)	32 (20.78)	MNS	3 (1.95)	7 (4.55)
91	SHS	107 (55.15)	INC	74 (38.14)	33 (17.01)	IND (CSD)	6 (3.09)	7 (3.61)
92	SHS	372 (72.66)	INC	102 (19.92)	270 (52.74)	IND (CSD)	13 (2.54)	25 (4.88)
93	SHS	411 (54.08)	INC	322 (42.37)	89 (11.71)	MNS	7 (0.92)	20 (2.63)
94	INC	592 (94.42)	SHS	23 (3.67)	569 (90.75)	MNS	2 (0.32)	10 (1.59)
95	INC	142 (56.13)	SHS	105 (41.5)	37 (14.63)	MNS	3 (1.19)	3 (1.19)
96	INC	322 (47.63)	SHS	318 (47.04)	4 (0.59)	VBA	14 (2.07)	22 (3.25)
97	SHS	283 (59.45)	INC	165 (34.66)	118 (24.79)	MNS	15 (3.15)	13 (2.73)
98	SHS	325 (55.46)	INC	221 (37.71)	104 (17.75)	MNS	17 (2.9)	23 (3.92)
99	INC	258 (49.71)	SHS	221 (42.58)	37 (7.13)	MNS	20 (3.85)	20 (3.85)
100	SHS	177 (65.8)	INC	79 (29.37)	98 (36.43)	MNS	5 (1.86)	8 (2.97)
101	SHS	335 (73.3)	INC	90 (19.69)	245 (53.61)	MNS	8 (1.75)	24 (5.25)
102	SHS	368 (55.51)	INC	257 (38.76)	111 (16.75)	IND (CSD)	11 (1.66)	27 (4.07)
103	SHS	300 (93.75)	MNS	8 (2.5)	292 (91.25)	INC	7 (2.19)	5 (1.56)
104	SHS	355 (65.62)	INC	164 (30.31)	191 (35.31)	MNS	6 (1.11)	16 (2.96)
105	SHS	596 (79.79)	INC	93 (12.45)	503 (67.34)	MNS	21 (2.81)	37 (4.95)

Contd....

## Socio-Economic Amenities - Rural

### Access to Education Facilities

Particulars	Number of Villages (% of Population)				
	Available	Not Available	If Not Available (Distance of Nearest Facility)		
			A	B	C
Govt. Primary School	381 (100)	5 (0)	3 (0)	2 (0)	0 (0)
Private Primary School	12 (10)	374 (90)	0 (0)	0 (0)	0 (0)
Govt. Middle School	194 (71)	192 (29)	92 (14)	32 (4)	38 (5)
Private Middle School	8 (6)	378 (94)	17 (3)	9 (1)	2 (0)
Govt. Secondary School	44 (24)	342 (76)	106 (23)	87 (17)	62 (14)
Private Secondary School	16 (9)	370 (91)	50 (12)	21 (4)	4 (1)
Govt. Senior Secondary School	9 (8)	377 (92)	44 (15)	110 (30)	134 (26)
Private Senior Secondary School	2 (1)	384 (99)	31 (10)	27 (5)	29 (6)
Govt. Arts and Science Degree College	0 (0)	386 (100)	17 (8)	93 (28)	211 (44)
Private Arts and Science Degree College	0 (0)	386 (100)	11 (5)	19 (6)	35 (8)
Govt. Engineering College	1 (1)	385 (99)	12 (6)	33 (11)	272 (64)
Private Engineering College	0 (0)	386 (100)	1 (1)	1 (0)	66 (17)
Govt. Medicine College	0 (0)	386 (100)	3 (1)	6 (1)	335 (84)
Private Medicine College	0 (0)	386 (100)	1 (1)	0 (0)	41 (13)
Govt. Management Institute	0 (0)	386 (100)	3 (1)	6 (1)	335 (84)
Private Management Institute	0 (0)	386 (100)	1 (1)	0 (0)	41 (13)
Govt. Polytechnic	0 (0)	386 (100)	8 (5)	13 (5)	303 (71)
Private Polytechnic	0 (0)	386 (100)	2 (2)	1 (0)	59 (18)
Govt. Vocational Training School/ITI	1 (2)	385 (98)	33 (13)	86 (24)	258 (58)
Private Vocational Training School/ITI	1 (1)	385 (99)	2 (0)	2 (1)	3 (1)
Govt. Non Formal Training Centre	0 (0)	386 (100)	14 (5)	32 (8)	332 (85)
Private Non Formal Training Centre	0 (0)	386 (100)	0 (0)	0 (0)	8 (2)
Govt. School For Disabled	0 (0)	386 (100)	2 (0)	11 (4)	363 (93)
Private School For Disabled	0 (0)	386 (100)	1 (0)	0 (0)	9 (2)
Government Others	0 (0)	386 (100)	0 (0)	0 (0)	0 (0)
Private Others	66 (14)	320 (86)	0 (0)	0 (0)	0 (0)

Note : Distance A : Less than 5 km; B : Between 5-10 km; C : 10+ km.; Source : Data Analysis is based on 2011 Census.

## DISCLAIMER

The Terms of Use and Disclaimer of Datanet India Private Limited (hereinafter referred to as "Datanet") for use of this analysis report of **Mahad Assembly Constituency (Mahad Vidhan Sabha)** :-

1. **Assembly Factbook™** is a Registered Trade Mark owned by Datanet.
2. All the maps are sketched and graphical representation only and have not been drawn to the scale and also not to represent the actual geographical area or boundary of the unit.
3. The data for the aforesaid analysis is based on authentic sources and has been culled from the various publications of Census, CSO and NSSO for district and block level data, various central and state government departments, Central & State Elections Commissions and the concerned Returning Officers' releases, Electoral Rolls, Election results and allied publications, internal assessment, surveys, estimates and analysis. Therefore, certain adjustment of data at micro level may have been done to arrive closer to the macro data.
4. Data have been provided on an "As Is" and "As AVAILABLE" basis
5. The colours shown in the maps or diagram and charts of a particular party, alliance or AC are indicative and do not represent them.
6. This publication which includes maps, sheets, graphs and data would be the property under copyright of Datanet only. The user may use these for its internal study, analysis and research purposes. It's public display, re-selling or any commercial uses by the user are not allowed.
7. Datanet has taken due care and caution in compilation and processing of data and allied information, but does not guarantee the accuracy, adequacy or completeness of any information/analysis and will be not responsible for any errors or omissions or for the results obtained from the use of such information/analysis.
8. All the contents for the publication have been culled from various authentic sources and Datanet reasonably believes such sources to be reliable, but does not make any representations, express or implied as to the accuracy or fitness of use of such information. The information or contents of the information/analysis do not constitute advice and should not be relied upon in making (or refraining from making) any decision. Any reliance placed upon the information provided by Datanet is the sole responsibility and strictly at the user's risk.
9. In no event will Datanet be liable for any damages (including, without limitation, damages for loss of business projects, or loss of profits) arising in contract, tort or otherwise from the use of or inability to use any of its contents, or from any action taken (or refrained from being taken) as a result of using the analysis or any of its contents. Datanet its directors, owners, editors, officials, employees, distributor and agents or any associate will not be liable for any errors in the information contained or any consequences arising from the use of the contents of the provided information/analysis.
10. If any provision of these terms and conditions is held invalid or illegal or unenforceable for any reason by any court of competent jurisdiction, such provision shall be severed and the remainder of provisions of the terms and conditions shall continue in full force and effect as if the Term of Use had been executed with the invalid, illegal or unenforceable provision eliminated.
11. If there are any discrepancies in the information provided, please bring it to attention of Datanet for suitable rectification measures.



**Buy Online This Complete Book At**  
**Datanet India eBooks Store**

[www.indiastatpublications.com](http://www.indiastatpublications.com)

or go directly at

[http://www.indiastatpublications.com/  
Assembly\\_factbook/Maharashtra/Raigad/ Mahad](http://www.indiastatpublications.com/Assembly_factbook/Maharashtra/Raigad/Mahad)

 **indiastat**elections

ISBN - 978-83-5293-273-3



9 789352 932733