



Maharashtra

Assembly Factbook™

Karad South Assembly Constituency



Key Electoral Data of Karad South
Assembly Constituency (Vidhan Sabha)

Maharashtra
Assembly FactbookTM
Karad South Assembly Constituency



Karad South Vidhan Sabha

Editor & Director

Dr. R.K. Thukral

Research Editor

Dr. Shafeeq Rahman

Compiled, Researched and Published by Datanet India Pvt. Ltd.

D-100, 1st Floor,

Okhla Industrial Area, Phase-I,
New Delhi- 110020.

Ph.: 91-11- 43580781-84

Email : support@indiastatpublications.com

Website : www.indiastatelections.com

Online Book Store :

www.indiastatpublications.com

Report No. : AFB/MH-260-0125

ISBN : 978-93-5293-249-8

First Edition : January, 2018

Eighth Updated Edition : January, 2025

Price : Rs.11500/-

US\$ 310

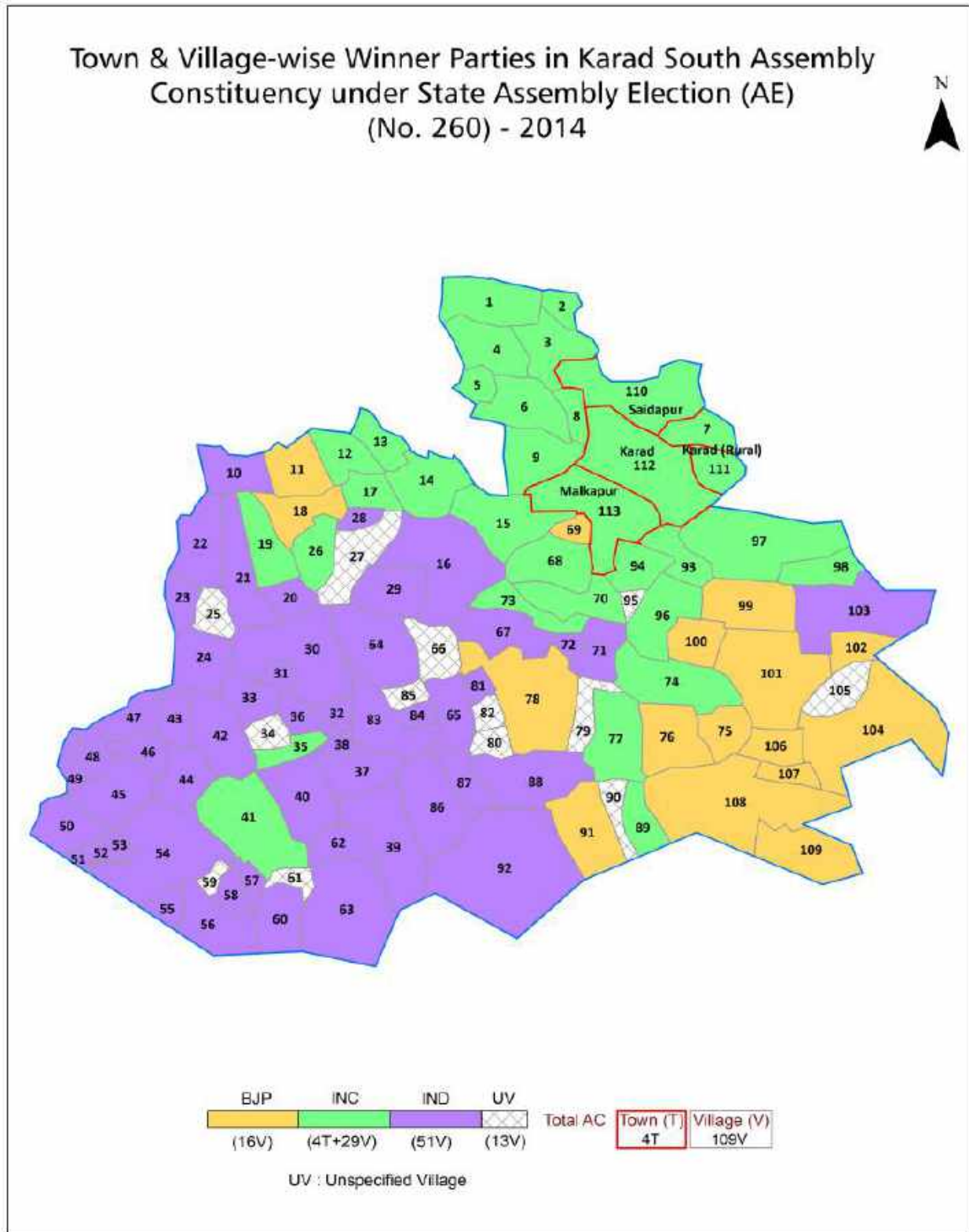
© Datanet India Pvt. Ltd.

All rights reserved. No part of this book may be reproduced, stored in a retrieval system or transmitted in any form or by any means, mechanical photocopying, photographing, scanning, recording or otherwise without the prior written permission of the publisher. Please refer to Disclaimer at page no. 193 for the use of this publication.

Printed in India

No.	Particulars	Page No.
	Introduction	
1	Assembly Constituency - (Vidhan Sabha) at a Glance Features of Assembly as per Delimitation Commission of India (2008)	1-2
	Location and Political Maps	
2	Location Map Boundaries of Assembly Constituency - (Vidhan Sabha in District Boundaries of Assembly Constituency under Parliamentary Constituency - (Lok Sabha) Town & Village-wise Winner Parties- 2024-PE, 2024-AE, 2019-PE, 2019-AE, 2014-PE and 2014-AE	3-10
	Administrative Setup (2011)	
3	District Sub-district Towns Villages Inhabited Villages Uninhabited Villages Village Panchayat Intermediate Panchayat	11-16
	Demographics (2011)	
4	Population Households Rural/Urban Population Towns and Villages by Population Size Sex Ratio (Total & 0-6 Years) Religious Population Social Population Literacy Rate	17-18
	Electoral Features	
5	Important Dates of Last Elections Held Electors by Gender Service Electors Voters Voters Turnout Polling Stations & Average Number of Electors per Polling Station Electors by Age Group Present Elected Representatives	19-24
	Historical Summary Election Results	
6	Vote Share of Major Parties Winning Margin (Number & Percentage Polarity of Parties Summary Result of Assembly Segment of Parliamentary Elections 2024, 2019, 2014, 2009, 2004 and 1999 Summary Result of Assembly Elections 2024, 2019, 2014, 2009, 2004, 1999, 1995, 1990, 1985, 1980, 1978, 1972, 1967 and 1962	25-46
	Polling Station Level Election Results	
7	Name and Number of Polling Station 2024-PE, 2024-AE, 2019-PE, 2019-AE, 2014-PE and 2014-AE Polling Station-wise Electors, Voters & Voters Turnout 2024-PE, 2024-AE, 2019-PE, 2019-AE, 2014-PE and 2014-AE Polling Station wise Elections Results 2024-PE, 2024-AE, 2019-PE, 2019-AE, 2014-PE & 2014-AE	47-171
	Share of Assembly Constituency	
8	Share of Assembly Constituency - (Vidhan Sabha) in State, District and Parliamentary Constituency - (Lok Sabha)	172
	Socio-Economic Amenities (2011)	
9	Access to Administrative Units Agricultural, Manufacturing and Industrial Commodities Demographic Indicators Education Health & Manpower Drinking Water Supply Sanitation Entertainment and Recreations Infrastructure Power Food Allocation Distribution and Marketing of Agriculture Commodities Infrastructure Transport and Road Infrastructure Communication Banking and Financial Services Land Use Irrigation Source	174-188
10	Abbreviation & Sources	190-191
11	Disclaimer	193

Location & Political Map



Administrative Setup

List of Village Panchayat & Intermediate Panchayat (Block) Name - 2011

Village Name	Village Panchayat Name	Intermediate Panchayat Name
Akaichiwadi	Akaichiwadi	Karad
Ambavade	-	Karad
Ane	-	Karad
Atake	Atake	Karad
Bamanwadi	-	Karad
Bandakerwadi	-	Karad
Belavade bk	Belavade Bk	Karad
Bharewadi	Bharewadi	Karad
Bhurbhushi	Bhurbhushi	Karad
Botrewadi	Botrewadi	Karad
Chachegaon	-	Karad
Chapnemala	Chapanemala	Karad
Chaugulemala	Chaugulemala	Karad
Chormarwadi	Chormarwadi	Karad
Dhondewadi	Dhondewadi	Karad
Dushere	Dushere	Karad
Ganeshwadi	Ganeshwadi	Karad
Gharalwadi	Gharalwadi	Karad
Gharewadi	-	Karad
Ghogaon	-	Karad
Ghonasi	Ghonashi	Karad
Goleshwar	Goleshwar	Karad
Gondi	Gondi	Karad
Gopalnagar	Gopalnagar	Karad
Gote	Gote	Karad
Gotewadi	Gotewadi	Karad
Govare	Govare	Karad
Hanumantwadi	Hanumantwadi	Karad
Havelwadi	-	Karad

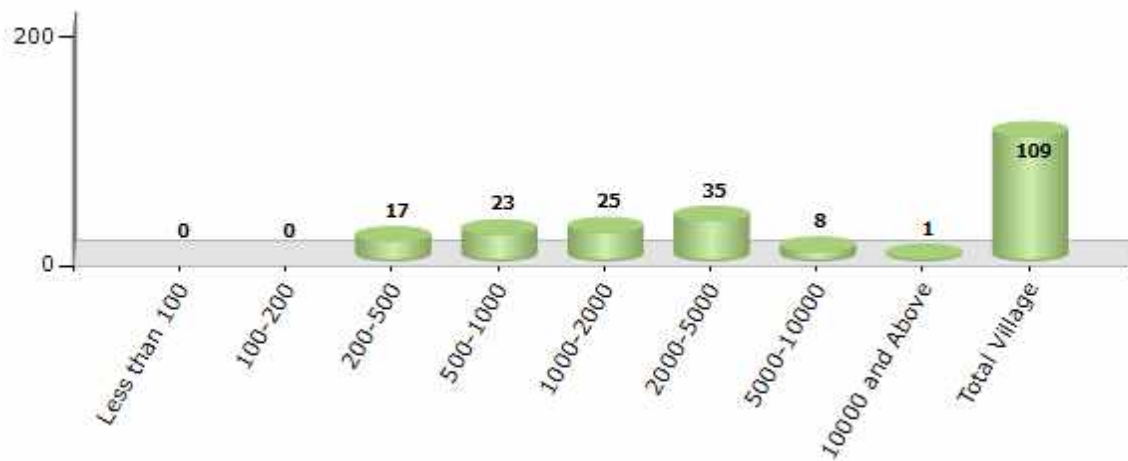
Contd....

Demographics

Number of Villages by Population Size - 2011

Less than 100	100-200	200-500	500-1000	1000-2000	2000-5000	5000-10000	10000 and Above	Total Village
0	0	17	23	25	35	8	1	109

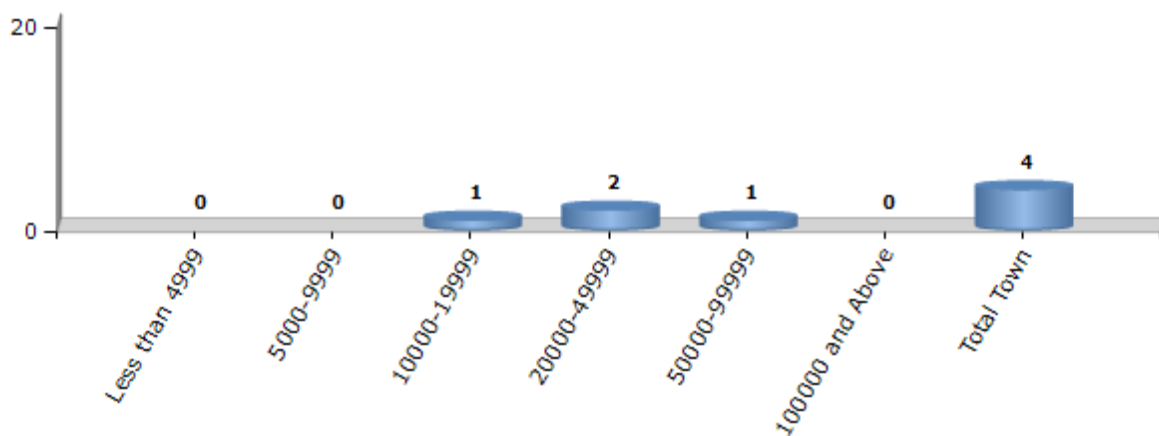
Number of Villages by Population Size - 2011



Number of Towns by Population Size - 2011

Less than 4999	5000-9999	10000-19999	20000-49999	50000-99999	100000 and Above	Total Town
0	0	1	2	1	0	4

Number of Towns by Population Size - 2011

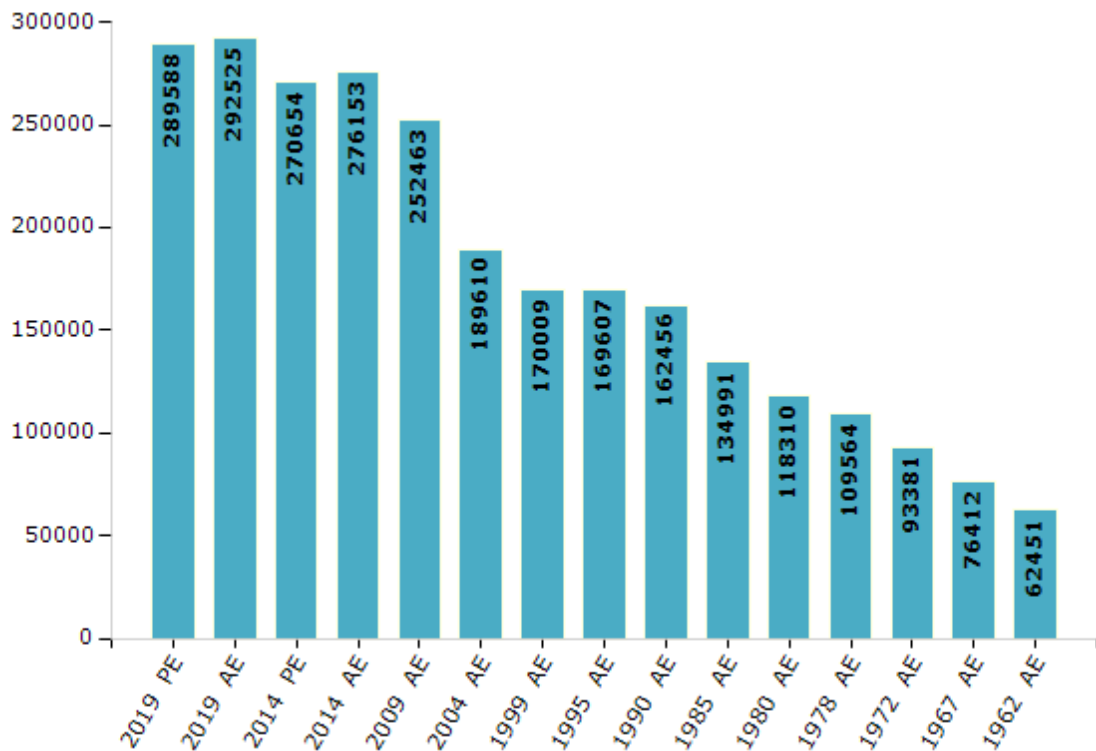


Electoral Features

Electors by Male & Female

Year	Male	Female	Others	Total	Year	Male	Female	Others	Total
2019 PE	149707	139879	2	289588	1999 AE	84330	85679	-	170009
2019 AE	150880	141516	129	292525	1995 AE	84475	85132	-	169607
2014 PE	141075	129579	0	270654	1990 AE	82682	79774	-	162456
2014 AE	143676	132477	0	276153	1985 AE	66068	68923	-	134991
2009 PE	-	-	-	-	1980 AE	57439	60871	-	118310
2009 AE	130166	122297	-	252463	1978 AE	52701	56863	-	109564
2004 PE	-	-	-	-	1972 AE	45024	48357	-	93381
2004 AE	95850	93760	-	189610	1967 AE	-	-	-	76412
1999 PE	-	-	-	-	1962 AE	-	-	-	62451

Number of Electors



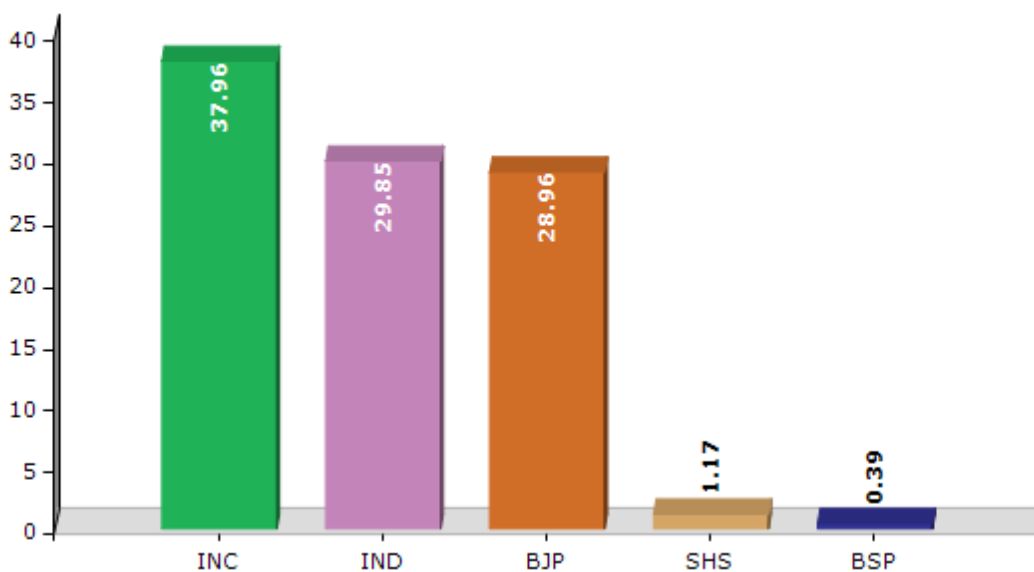
Note : AE : Assembly Election, PE : Assembly Segment of Parliamentary Election

Historical Summary Election Results

Summary Result of Assembly Election - 2014

Candidate Name	Party	Votes	Votes %
Chavan Prithviraj Dajisaheb	INC	76831	37.96
Vilasrao Patil(Kaka)	IND	60413	29.85
Atul Suresh Bhosale	BJP	58621	28.96
Dr. Ajinkya D.Y. Patil	SHS	2373	1.17
Ranshingare Satish Shrimant	BSP	796	0.39
Adv.Vidyulata Mardhekar	IND	547	0.27
Shaha Devendra Subhash(Sir)	IND	485	0.24
Adv.Vikas Rajaram Pawar	MNS	424	0.21
Sampat Sitaram Tadakhe	IND	398	0.2
Adv.Milind Sarjerao Desai	IND	235	0.12
Adv. Annarao Govindrao Patil	MVA	208	0.1
Mussa Liyakat Mulla	BMUP	142	0.07
	NOTA	939	0.46

Votes Percentage of Top Parties - 2014



Polling Station Level Election Results

Number and Name of Polling Stations (PS) (2019 AE)

Number of Polling Stations	Name of Polling Stations	Number of Polling Stations	Name of Polling Stations
1	Jilha Parishad Prathamik Shalaambavade	22	Z.P. Prathamik Shala kole navin
2	Jilha Parishad Prathamik Shalauttarabhimukhi Imara	23	Jilha Parishad Prathamik Shalanavin Imaratapurveka
3	Jilha Parishad Prathamik Shalauttarabhimukhi Imara	24	Sant Gadge Maharaj Hayaskulapashchimekadil Kholi N
4	Zilha Parishad Primary School,Eastern Side Buildin	25	Sant Gadge Maharaj Hayaskulapashchimekadil Kholi
5	Jilha Parishad Prathamik Shalavanavasamachi	26	Jilha Parishad Prathamik Shalashinganavadipurvekad
6	Jilha Parishad Prathamik Shalavanavasamachikholi N	27	Jilha Parishad Prathamik Shalakusurapurvekadil Kho
7	Jilha Parishad Prathamik Shalauttarabhimukhi Imara	28	Jilha Parishad Prathamik Shalakusur
8	Gramapanchayat Karyalayakhodashi	29	Anganavadi Imarat
9	Jilha Parishad Prathamik Shalamalavadidakshinekadi	30	Jilha Parishad Prathamik Shalakolevadi (mal)purve
10	Jilha Parishad Pra. Shala Malavadi D. Kadil Kho. K	31	Jilha Parishad Prathamik Shalashindevadiuttarekadi
11	Jilha Parishad Prathamik Shalamundhegavabaheril Kh	32	Jilha Parishad Prathamik Shalatarukhapurvekadil Kh
12	Jilha Parishad Prathamik Shalamundhegavabaheril Kh	33	Jilha Parishad Prathamik Shala
13	Samajamandir (talathi Karyalayajaval) Mundhe	34	Jilha Parishad Prathamik Shalavanaravadi
14	Jilha Parishad Prathamik Shalamundhegavabaherilada	35	Jilha Parishad Prathamik Shalabamanavadi
15	Anandrao Chauhan Vidyalayapotale	36	Jilha Parishad Prathamik Shalayenakepurvekadil Kho
16	Jilha Parishad Prathamik Shalapotalepatilamalajuni	37	Jilha Parishad Prathamik Shalayenakepashchimekadil
17	Annasaheb Kalyani Vidyalayagharevadi	38	Jilha Parishad Prathamik Shalakhirape
18	Jilha Parishad Prathamik Shalagharevadi	39	Z.P. Prathamik Shalayeravalejune Gavathanapurvekad
19	Jilha Parishad Prathamik Shalaanapurvekadil Kholi	40	Z.P. Prathamik Shala yeravale june Gavathan pashch
20	Jilha Parishad Prathamik Shala Ane D. Kadil Kholi	41	Jilha Parishad Prathamik Shalayeravale Navin Gavath
21	Z.P. Prathamik Shalakolenavin Imaratapashchimekadi	42	Sanskutik Kendragavathanayeravale

Contd....

Polling Station Level Election Results

Polling Station-wise Votes Secured by Overall Top Five Parties in Karad South Assembly in Assembly Election (AE) under Satara Parliamentary Constituency in Maharashtra (2019)

Number of Polling Station	Winner - Chavan Prithviraj Dajisaheb (INC)	Runner-up - Dr. Atulbaba Suresh Bhosale (BJP)	3rd - Adv. Udaysinh Vilasrao Patil (Undalkar) (IND)	4th - Anand Ramesh Thorawade (BSP)	5th - Anandrao Baburao Lade (IND)	NOTA	Other	Total Votes Secured
36	356	224	180	1	3	0	2	766
37	240	206	206	0	0	0	0	652
38	470	269	146	2	0	0	12	899
39	213	240	63	3	1	1	3	524
40	222	138	49	2	3	2	12	428
41	384	252	78	7	0	2	7	730
42	321	287	120	2	3	2	10	745
43	230	189	261	1	3	4	8	696
44	166	85	225	1	7	1	7	492
45	209	113	221	1	1	1	9	555
46	178	123	130	3	1	2	7	444
47	103	51	264	3	11	3	8	443
48	323	290	119	4	1	3	12	752
49	123	51	187	2	0	0	7	370
50	101	71	193	3	7	1	7	383
51	97	59	102	1	2	0	7	268
52	197	98	241	3	5	1	28	573
53	107	73	157	0	7	4	14	362
54	297	232	141	2	8	2	13	695
55	184	141	161	3	8	2	11	510
56	126	148	103	7	10	2	14	410
57	91	228	172	6	6	2	9	514
58	40	81	107	2	1	1	1	233
59	337	153	67	3	1	1	5	567
60	246	267	94	1	3	2	9	622
61	388	305	224	2	5	1	5	930
62	77	209	77	1	0	0	5	369
63	146	88	149	4	1	1	4	393
64	150	221	306	2	2	0	18	699
65	202	273	154	5	1	2	12	649
66	199	72	259	2	1	5	12	550
67	236	136	204	2	3	4	4	589
68	95	203	349	1	2	1	2	653
69	375	120	149	5	4	2	19	674
70	178	44	71	7	6	0	9	315

Contd....

Polling Station Level Election Results

Winner, Runner-up and 3rd Party Position & Winning Margin According to Polling Stations in Karad South Assembly in Assembly Election (AE) under Satara Parliamentary Constituency in Maharashtra (2019)

Polling Station Number	Winner Party	Winner Votes (%)	Runner-up Party	Runner-up Votes (%)	Winning Margin Votes (%)	Third Party	Third Party Votes (%)	Other Votes (%)
71	IND (AUVP)	153 (51.86)	INC	73 (24.75)	80 (27.11)	BJP	60 (20.34)	9 (3.05)
72	INC	147 (36.21)	IND (AUVP)	114 (28.08)	33 (8.13)	BJP	113 (27.83)	32 (7.88)
73	BJP	297 (43.23)	INC	212 (30.86)	85 (12.37)	IND (AUVP)	157 (22.85)	21 (3.06)
74	INC	280 (40.11)	BJP	268 (38.4)	12 (1.71)	IND (AUVP)	127 (18.19)	23 (3.3)
75	INC	295 (44.56)	BJP	266 (40.18)	29 (4.38)	IND (AUVP)	82 (12.39)	19 (2.87)
76	INC	377 (56.44)	BJP	241 (36.08)	136 (20.36)	IND (AUVP)	41 (6.14)	9 (1.35)
77	INC	381 (44.82)	BJP	306 (36)	75 (8.82)	IND (AUVP)	144 (16.94)	19 (2.24)
78	INC	343 (46.54)	BJP	276 (37.45)	67 (9.09)	IND (AUVP)	102 (13.84)	16 (2.17)
79	INC	322 (45.35)	BJP	199 (28.03)	123 (17.32)	IND (AUVP)	169 (23.8)	20 (2.82)
80	INC	182 (35.41)	BJP	163 (31.71)	19 (3.7)	IND (AUVP)	153 (29.77)	16 (3.11)
81	INC	260 (60.61)	BJP	102 (23.78)	158 (36.83)	IND (AUVP)	53 (12.35)	14 (3.26)
82	INC	206 (41.37)	BJP	152 (30.52)	54 (10.85)	IND (AUVP)	125 (25.1)	15 (3.01)
83	BJP	326 (58.63)	INC	175 (31.47)	151 (27.16)	IND (AUVP)	49 (8.81)	6 (1.08)
84	INC	423 (47.96)	BJP	245 (27.78)	178 (20.18)	IND (AUVP)	179 (20.29)	35 (3.97)
85	BJP	349 (46.66)	INC	322 (43.05)	27 (3.61)	IND (AUVP)	67 (8.96)	10 (1.34)
86	INC	364 (50)	BJP	260 (35.71)	104 (14.29)	IND (AUVP)	89 (12.23)	15 (2.06)
87	INC	406 (60.24)	BJP	210 (31.16)	196 (29.08)	IND (AUVP)	26 (3.86)	32 (4.75)
88	BJP	299 (46.65)	INC	265 (41.34)	34 (5.31)	IND (AUVP)	60 (9.36)	17 (2.65)
89	INC	371 (49.67)	BJP	331 (44.31)	40 (5.36)	IND (AUVP)	27 (3.61)	18 (2.41)
90	INC	371 (49.87)	BJP	317 (42.61)	54 (7.26)	IND (AUVP)	45 (6.05)	11 (1.48)
91	INC	469 (53.54)	BJP	323 (36.87)	146 (16.67)	IND (AUVP)	65 (7.42)	19 (2.17)
92	INC	304 (48.64)	BJP	234 (37.44)	70 (11.2)	IND (AUVP)	73 (11.68)	14 (2.24)
93	INC	324 (54.36)	BJP	204 (34.23)	120 (20.13)	IND (AUVP)	51 (8.56)	17 (2.85)
94	INC	202 (61.03)	BJP	84 (25.38)	118 (35.65)	IND (AUVP)	38 (11.48)	7 (2.11)
95	INC	536 (62.18)	BJP	203 (23.55)	333 (38.63)	IND (AUVP)	106 (12.3)	17 (1.97)
96	INC	296 (54.41)	BJP	189 (34.74)	107 (19.67)	IND (AUVP)	45 (8.27)	14 (2.57)
97	INC	499 (62.38)	BJP	186 (23.25)	313 (39.13)	IND (AUVP)	83 (10.38)	32 (4)
98	INC	327 (55.24)	BJP	196 (33.11)	131 (22.13)	IND (AUVP)	50 (8.45)	19 (3.21)
99	INC	329 (53.5)	BJP	229 (37.24)	100 (16.26)	IND (AUVP)	46 (7.48)	11 (1.79)
100	BJP	292 (52.8)	INC	243 (43.94)	49 (8.86)	IND (AUVP)	9 (1.63)	9 (1.63)
101	BJP	249 (52.09)	INC	211 (44.14)	38 (7.95)	IND (AUVP)	6 (1.26)	12 (2.51)
102	BJP	561 (73.53)	INC	178 (23.33)	383 (50.2)	IND (AUVP)	15 (1.97)	9 (1.18)
103	INC	667 (73.78)	BJP	195 (21.57)	472 (52.21)	IND (AUVP)	32 (3.54)	10 (1.11)
104	INC	538 (61.21)	BJP	277 (31.51)	261 (29.7)	IND (AUVP)	26 (2.96)	38 (4.32)
105	INC	396 (56.81)	BJP	264 (37.88)	132 (18.93)	IND (AUVP)	14 (2.01)	23 (3.3)

Contd....

Socio-Economic Amenities - Rural

Access to Education Facilities

Particulars	Number of Villages (% of Population)				
	Available	Not Available	If Not Available (Distance of Nearest Facility)		
			A	B	C
Govt. Primary School	108 (100)	1 (0)	1 (0)	0 (0)	0 (0)
Private Primary School	13 (28)	96 (72)	0 (0)	0 (0)	0 (0)
Govt. Middle School	73 (90)	36 (10)	26 (6)	0 (0)	7 (1)
Private Middle School	12 (26)	97 (74)	2 (1)	0 (0)	0 (0)
Govt. Secondary School	41 (63)	68 (37)	38 (15)	2 (1)	9 (9)
Private Secondary School	10 (20)	99 (80)	15 (6)	0 (0)	1 (0)
Govt. Senior Secondary School	15 (32)	94 (68)	21 (12)	27 (25)	24 (14)
Private Senior Secondary School	3 (6)	106 (94)	10 (7)	7 (5)	4 (3)
Govt. Arts and Science Degree College	1 (5)	108 (95)	10 (10)	26 (32)	46 (31)
Private Arts and Science Degree College	0 (0)	109 (100)	2 (3)	6 (4)	18 (16)
Govt. Engineering College	0 (0)	109 (100)	5 (7)	19 (28)	57 (43)
Private Engineering College	0 (0)	109 (100)	6 (4)	6 (3)	16 (15)
Govt. Medicine College	0 (0)	109 (100)	2 (3)	13 (20)	54 (36)
Private Medicine College	0 (0)	109 (100)	3 (6)	6 (9)	31 (26)
Govt. Management Institute	0 (0)	109 (100)	2 (3)	13 (20)	54 (36)
Private Management Institute	0 (0)	109 (100)	3 (6)	6 (9)	31 (26)
Govt. Polytechnic	0 (0)	109 (100)	2 (2)	22 (27)	61 (56)
Private Polytechnic	0 (0)	109 (100)	0 (0)	5 (4)	19 (11)
Govt. Vocational Training School/ITI	0 (0)	109 (100)	2 (4)	17 (25)	79 (62)
Private Vocational Training School/ITI	2 (3)	107 (97)	0 (0)	0 (0)	9 (6)
Govt. Non Formal Training Centre	0 (0)	109 (100)	0 (0)	12 (18)	88 (71)
Private Non Formal Training Centre	0 (0)	109 (100)	1 (1)	1 (1)	7 (9)
Govt. School For Disabled	2 (6)	107 (94)	1 (2)	16 (22)	69 (51)
Private School For Disabled	0 (0)	109 (100)	2 (4)	1 (1)	18 (14)
Government Others	0 (0)	109 (100)	0 (0)	0 (0)	0 (0)
Private Others	14 (11)	95 (89)	0 (0)	0 (0)	0 (0)

Note : Distance A : Less than 5 km; B : Between 5-10 km; C : 10+ km.; Source : Data Analysis is based on 2011 Census.

DISCLAIMER

The Terms of Use and Disclaimer of Datanet India Private Limited (hereinafter referred to as "Datanet") for use of this analysis report of **Karad South Assembly Constituency (Karad South Vidhan Sabha)** :-

1. **Assembly Factbook™** is a Registered Trade Mark owned by Datanet.
2. All the maps are sketched and graphical representation only and have not been drawn to the scale and also not to represent the actual geographical area or boundary of the unit.
3. The data for the aforesaid analysis is based on authentic sources and has been culled from the various publications of Census, CSO and NSSO for district and block level data, various central and state government departments, Central & State Elections Commissions and the concerned Returning Officers' releases, Electoral Rolls, Election results and allied publications, internal assessment, surveys, estimates and analysis. Therefore, certain adjustment of data at micro level may have been done to arrive closer to the macro data.
4. Data have been provided on an "As Is" and "As AVAILABLE" basis
5. The colours shown in the maps or diagram and charts of a particular party, alliance or AC are indicative and do not represent them.
6. This publication which includes maps, sheets, graphs and data would be the property under copyright of Datanet only. The user may use these for its internal study, analysis and research purposes. It's public display, re-selling or any commercial uses by the user are not allowed.
7. Datanet has taken due care and caution in compilation and processing of data and allied information, but does not guarantee the accuracy, adequacy or completeness of any information/analysis and will be not responsible for any errors or omissions or for the results obtained from the use of such information/analysis.
8. All the contents for the publication have been culled from various authentic sources and Datanet reasonably believes such sources to be reliable, but does not make any representations, express or implied as to the accuracy or fitness of use of such information. The information or contents of the information/analysis do not constitute advice and should not be relied upon in making (or refraining from making) any decision. Any reliance placed upon the information provided by Datanet is the sole responsibility and strictly at the user's risk.
9. In no event will Datanet be liable for any damages (including, without limitation, damages for loss of business projects, or loss of profits) arising in contract, tort or otherwise from the use of or inability to use any of its contents, or from any action taken (or refrained from being taken) as a result of using the analysis or any of its contents. Datanet its directors, owners, editors, officials, employees, distributor and agents or any associate will not be liable for any errors in the information contained or any consequences arising from the use of the contents of the provided information/analysis.
10. If any provision of these terms and conditions is held invalid or illegal or unenforceable for any reason by any court of competent jurisdiction, such provision shall be severed and the remainder of provisions of the terms and conditions shall continue in full force and effect as if the Term of Use had been executed with the invalid, illegal or unenforceable provision eliminated.
11. If there are any discrepancies in the information provided, please bring it to attention of Datanet for suitable rectification measures.

**Buy Online This Complete Book At
Datanet India eBooks Store**

www.indiastatpublications.com

or go directly at

[http://www.indiastatpublications.com/
Assembly_factbook/Maharashtra/Satara/ Karad_South](http://www.indiastatpublications.com/Assembly_factbook/Maharashtra/Satara/Karad_South)

 **indiastat**elections

ISBN - 978-83-5293-249-8



9 789352 932498