



Maharashtra

Assembly Factbook™

Belapur Assembly Constituency

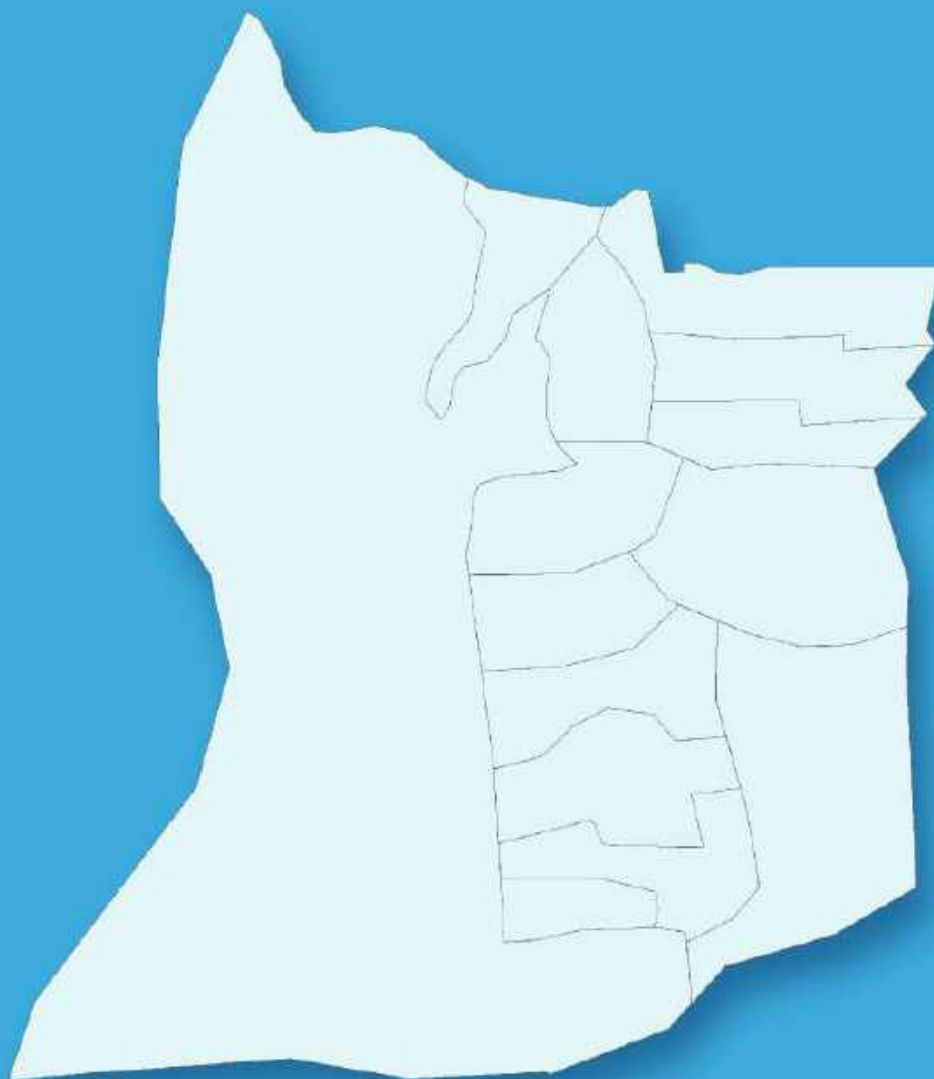


Key Electoral Data of Belapur
Assembly Constituency (Vidhan Sabha)

Maharashtra

Assembly Factbook™

Belapur Assembly Constituency



Belapur Vidhan Sabha

Editor & Director

Dr. R.K. Thukral

Research Editor

Dr. Shafeeq Rahman

Compiled, Researched and Published by Datanet India Pvt. Ltd.

D-100, 1st Floor,

Okhla Industrial Area, Phase-I,
New Delhi- 110020.

Ph.: 91-11- 43580781-84

Email : support@indiastatpublications.com

Website : www.indiastatelections.com

Online Book Store :

www.indiastatpublications.com

Report No. : AFB/MH-151-0125

ISBN : 978-93-5313-931-5

First Edition : January, 2018

Eighth Updated Edition : January, 2025

Price : Rs.11500/-

US\$ 310

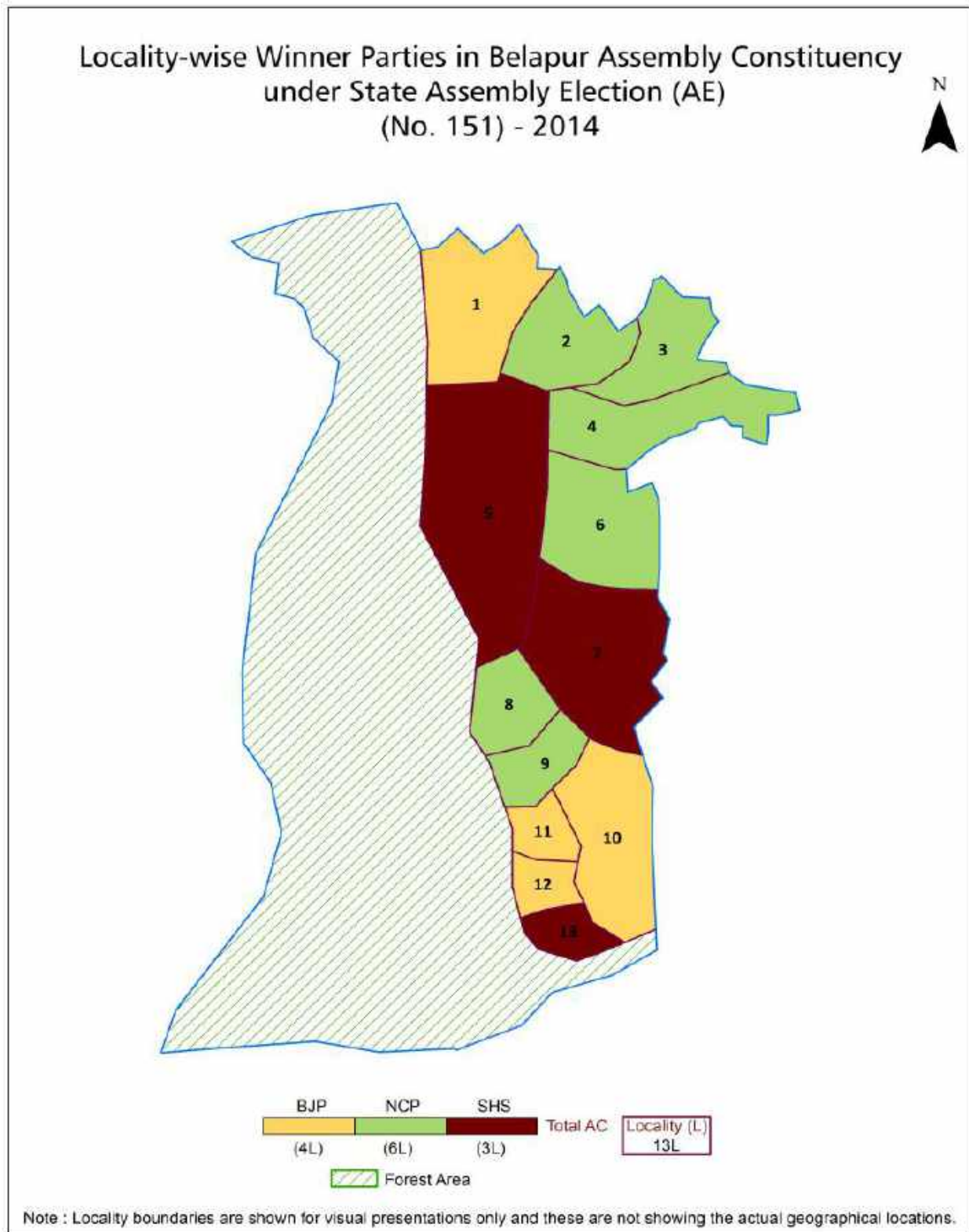
© Datanet India Pvt. Ltd.

All rights reserved. No part of this book may be reproduced, stored in a retrieval system or transmitted in any form or by any means, mechanical photocopying, photographing, scanning, recording or otherwise without the prior written permission of the publisher. Please refer to Disclaimer at page no. 202 for the use of this publication.

Printed in India

No.	Particulars	Page No.
	Introduction	
1	Assembly Constituency - (Vidhan Sabha) at a Glance Features of Assembly as per Delimitation Commission of India (2008)	1-2
	Location and Political Maps	
2	Location Map Boundaries of Assembly Constituency - (Vidhan Sabha) in District Boundaries of Assembly Constituency under Parliamentary Constituency - (Lok Sabha) Locality-wise Winner Parties- 2024-PE, 2024-AE, 2019-PE, 2019-AE, 2014-PE and 2014-AE	3-10
	Administrative Setup (2011)	
3	District Sub-district Towns Villages Inhabited Villages Uninhabited Villages Village Panchayat Intermediate Panchayat	11
	Demographics (2011)	
4	Population Households Rural/Urban Population Sex Ratio (Total & 0-6 Years) Religious Population Social Population Literacy Rate	12
	Electoral Features	
5	Important Dates of Last Elections Held Electors by Gender Service Electors Voters Voters Turnout Polling Stations & Average Number of Electors per Polling Station Electors by Age Group Present Elected Representatives	13-18
	Historical Summary Election Results	
6	Vote Share of Major Parties Winning Margin (Number & Percentage) Polarity of Parties Summary Result of Assembly Segment of Parliamentary Elections 2024, 2019, 2014, 2009, 2004 and 1999 Summary Result of Assembly Elections 2024, 2019, 2014, 2009, 2004, 1999, 1995, 1990, 1985, 1980 & 1978	19-38
	Polling Station Level Election Results	
7	Name and Number of Polling Station 2024-PE, 2024-AE, 2019-PE, 2019-AE, 2014-PE and 2014-AE Polling Station-wise Electors, Voters & Voters Turnout 2024-PE, 2024-AE, 2019-PE, 2019-AE, 2014-PE and 2014-AE Polling Station wise Elections Results 2024-PE, 2024-AE, 2019-PE, 2019-AE, 2014-PE & 2014-AE	39-195
	Share of Assembly Constituency	
8	Share of Assembly Constituency - (Vidhan Sabha) in State, District and Parliamentary Constituency - (Lok Sabha)	196
9	Abbreviation & Sources	199-200
10	Disclaimer	202

Location & Political Map

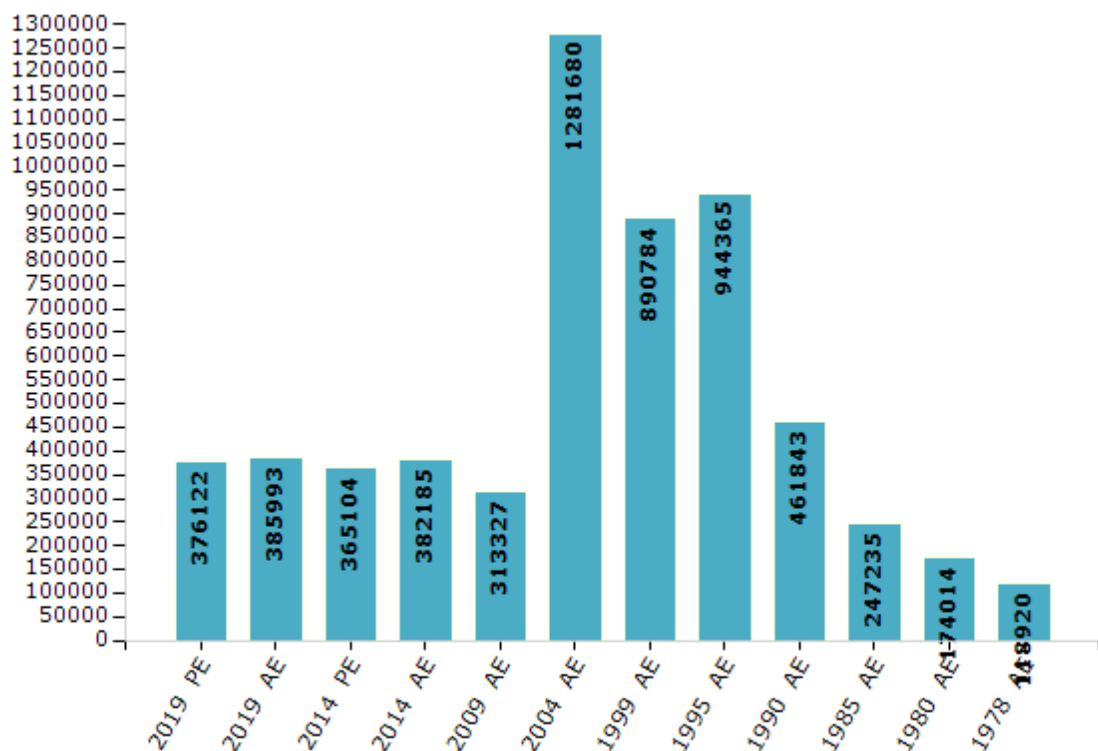


Electoral Features

Electors by Male & Female

Year	Male	Female	Others	Total	Year	Male	Female	Others	Total
2019 PE	203122	172997	3	376122	1999 AE	505668	385116	-	890784
2019 AE	208225	177764	4	385993	1995 AE	503258	441107	-	944365
2014 PE	198708	166396	0	365104	1990 AE	263690	198153	-	461843
2014 AE	207618	174567	0	382185	1985 AE	141328	105907	-	247235
2009 PE	-	-	-	-	1980 AE	98288	75726	-	174014
2009 AE	171725	141602	-	313327	1978 AE	68042	50878	-	118920
2004 PE	-	-	-	-	1972 AE	-	-	-	-
2004 AE	701693	579987	-	1281680	1967 AE	-	-	-	-
1999 PE	-	-	-	-	1962 AE	-	-	-	-

Number of Electors



Note : AE : Assembly Election, PE : Assembly Segment of Parliamentary Election

Historical Summary Election Results

Summary Result of Assembly Election - 2014

Candidate Name	Party	Votes	Votes %
Manda Vijay Mhatre	BJP	55316	29.08
Ganesh Naik	NCP	53825	28.3
Vijay Nahata	SHS	50983	26.8
Namdeo Rama Bhagat	INC	16604	8.73
Gajanan Shrikrushna Kale	MNS	4193	2.2
Patil Rajesh Janardan	IND	3722	1.96
Deepak Kaka Sawant	BSP	2053	1.08
Rajesh Siddhanna Kamble	BMUP	303	0.16
Hanumantrao Jagannath Ghargepatil	IND	239	0.13
Shetty Shantaram Kukra	IND	217	0.11
Abdul Samad Babamiya Kureshi	IND	196	0.1
Mandatai Mhatre	IND	195	0.1
Kamble Santosh Raghunath	IND	162	0.09
Vinod Deepchand Gangwal	IND	141	0.07
Gautam Duryodhan Gaikwad	IND	113	0.06
	NOTA	1944	1.02

Polling Station Level Election Results

Number and Name of Polling Stations (PS) (2019 AE)

Number of Polling Stations	Name of Polling Stations	Number of Polling Stations	Name of Polling Stations
1	Saint Mary Multipurpose School, Ground Floor, Room	22	I C. L High School, 1S Floor, Room No. 5, Sect.15
2	Saint Mary Multipurpose School, Ground Floor, Room	23	Karmveer Bhaurao Patil College (Modern College), G
3	Saint Mary Multipurpose School, Ground Floor, Room	24	Karmveer Bhaurao Patil College (Modern College), G
4	Saint Mary Multipurpose School, Ground Floor, Room	25	Karmveer Bhaurao Patil College (Modern College), G
5	Saint Mary Multipurpose School, Ground Floor, Room	26	Karmveer Bhaurao Patil College (Modern College), G
6	Saint Mary Multipurpose School, Ground Floor, Room	27	Karmveer Bhaurao Patil College (Modern College), 1
7	Sainath Hindi High School & Collage, 1St Floor, Ro	28	Karmveer Bhaurao Patil College (Modern College), 1
8	Sainath Hindi High School, 1St Floor, Room No. 2,	29	Karmveer Bhaurao Patil College (Modern College), 1
9	Sainath Hindi High School, 1 St Floor, Room No. 3,	30	Motilal Zunzunwala Arts, Science & Commerce Colleg
10	Father Agnel Multipurpose School (Marathi Medium)	31	Motilal Zunzunwala Arts, Science & Commerce Colleg
11	Father Agnel Multipurpose School (Marathi Medium)	32	Motilal Zunzunwala Arts, Science & Commerce Colleg
12	Father Agnel Multipurpose School (Marathi Medium)	33	Abjuman-E-Islam Mustafa Fakihi Urdu High School, Gr
13	Father Agnel Multipurpose School (Marathi Medium)	34	Saint Lawrence High School, 1 St Floor, Room No.1,
14	Father Agnel Multipurpose School (Marathi Medium)	35	Saint Lawrence High School, 1 St Floor, Room No.2,
15	Father Agnel Multipurpose School (English Medium),	36	Saint Lawrence High School, 1 St Floor, Room No.3,
16	Father Agnel Multipurpose School (English Medium),	37	Saint Lawrence High School, 1 St Floor, Room No. 4
17	Father Agnel Multipurpose School (English Medium),	38	Saint Lawrence High School, 1 St Floor, Room No. 5
18	I C. L High School, 1St Floor, Room No.1, Sect.15	39	Saint Lawrence High School, 1 St Floor, Room No. 6
19	I C. L High School, 1S Floor, Room No.2, Sect.15	40	Rayat Education Trust Modern School, Gr. Floor, Ro
20	I C. L High School, 1S Floor, Room No.3, Sect.15	41	Rayat Education Trust Modern School, Gr. Floor, Ro
21	I C. L High School, 1S. Floor, Room No. 4, Sect.15	42	Rayat Education Trust Modern School, Gr. Floor, Ro

Contd....

Polling Station Level Election Results

Polling Station-wise Votes Secured by Overall Top Five Parties in Belapur Assembly in Assembly Election (AE) under Thane Parliamentary Constituency in Maharashtra (2019)

Number of Polling Station	Winner - Manda Vijay Mhatre (BJP)	Runner-up - Ashok Ankush Gawade (NCP)	3rd - Gajanan Shrikrishna Kale (MNS)	4th - Gautam Duryodhan Gaikwad (IND)	5th - Chandrashekhar Janardan Ranade (IND)	NOTA	Other	Total Votes Secured
36	197	69	15	1	0	13	7	302
37	195	46	16	0	0	6	5	268
38	284	58	9	0	0	11	6	368
39	213	70	11	0	1	17	6	318
40	262	108	24	0	1	22	9	426
41	211	67	11	1	9	9	10	318
42	216	78	13	2	1	12	1	323
43	218	68	16	0	1	13	3	319
44	219	125	7	0	2	14	9	376
45	192	107	21	1	4	19	6	350
46	159	79	33	0	19	4	7	301
47	181	92	21	1	6	10	9	320
48	310	98	24	0	2	24	10	468
49	252	91	21	1	2	16	7	390
50	162	226	84	18	10	2	7	509
51	116	133	51	5	1	0	8	314
52	102	190	32	53	22	7	21	427
53	229	234	38	33	25	9	23	591
54	178	110	30	2	1	3	9	333
55	139	169	39	5	8	1	11	372
56	150	177	65	12	4	6	9	423
57	198	178	62	23	7	5	20	493
58	91	152	38	108	15	2	40	446
59	193	106	27	44	7	2	15	394
60	184	95	26	68	6	0	34	413
61	144	244	30	71	5	2	33	529
62	114	197	33	66	8	4	35	457
63	102	148	31	18	2	2	7	310
64	228	267	51	15	12	2	34	609
65	248	69	103	4	4	4	10	442
66	252	104	58	15	46	5	34	514
67	221	100	38	12	28	5	32	436
68	171	128	42	50	25	3	19	438
69	189	239	31	19	20	7	27	532
70	198	111	55	9	14	4	26	417

Contd....

Polling Station Level Election Results

Winner, Runner-up and 3rd Party Position & Winning Margin According to Polling Stations in Belapur Assembly in Assembly Election (AE) under Thane Parliamentary Constituency in Maharashtra (2019)

Polling Station Number	Winner Party	Winner Votes (%)	Runner-up Party	Runner-up Votes (%)	Winning Margin Votes (%)	Third Party	Third Party Votes (%)	Other Votes (%)
71	NCP	311 (47.7)	BJP	258 (39.57)	53 (8.13)	MNS	30 (4.6)	53 (8.13)
72	BJP	194 (48.74)	NCP	127 (31.91)	67 (16.83)	MNS	21 (5.28)	56 (14.07)
73	BJP	228 (43.35)	NCP	165 (31.37)	63 (11.98)	IND (GDG)	68 (12.93)	65 (12.36)
74	NCP	328 (61.31)	BJP	118 (22.06)	210 (39.25)	IND (GDG)	30 (5.61)	59 (11.03)
75	BJP	345 (72.94)	NCP	88 (18.6)	257 (54.34)	MNS	10 (2.11)	30 (6.34)
76	BJP	208 (73.5)	NCP	47 (16.61)	161 (56.89)	MNS	10 (3.53)	18 (6.36)
77	BJP	227 (69.63)	NCP	52 (15.95)	175 (53.68)	MNS	31 (9.51)	16 (4.91)
78	BJP	305 (68.23)	NCP	92 (20.58)	213 (47.65)	MNS	19 (4.25)	31 (6.94)
79	BJP	227 (54.44)	NCP	97 (23.26)	130 (31.18)	MNS	77 (18.47)	16 (3.84)
80	BJP	244 (66.3)	NCP	68 (18.48)	176 (47.82)	MNS	30 (8.15)	26 (7.07)
81	BJP	190 (49.35)	NCP	111 (28.83)	79 (20.52)	MNS	59 (15.32)	25 (6.49)
82	BJP	203 (54.72)	NCP	86 (23.18)	117 (31.54)	MNS	61 (16.44)	21 (5.66)
83	NCP	210 (50.36)	BJP	121 (29.02)	89 (21.34)	MNS	64 (15.35)	22 (5.28)
84	BJP	128 (39.88)	NCP	123 (38.32)	5 (1.56)	MNS	52 (16.2)	18 (5.61)
85	BJP	122 (49.8)	NCP	62 (25.31)	60 (24.49)	MNS	48 (19.59)	13 (5.31)
86	BJP	223 (63.17)	NCP	76 (21.53)	147 (41.64)	MNS	26 (7.37)	28 (7.93)
87	BJP	198 (55)	NCP	91 (25.28)	107 (29.72)	MNS	46 (12.78)	25 (6.94)
88	BJP	256 (67.9)	NCP	76 (20.16)	180 (47.74)	MNS	30 (7.96)	15 (3.98)
89	BJP	283 (60.08)	NCP	106 (22.51)	177 (37.57)	MNS	45 (9.55)	37 (7.86)
90	BJP	270 (54)	NCP	148 (29.6)	122 (24.4)	MNS	61 (12.2)	21 (4.2)
91	BJP	324 (60.22)	NCP	80 (14.87)	244 (45.35)	MNS	78 (14.5)	56 (10.41)
92	BJP	248 (67.76)	NCP	56 (15.3)	192 (52.46)	MNS	40 (10.93)	22 (6.01)
93	BJP	435 (67.13)	MNS	114 (17.59)	321 (49.54)	NCP	59 (9.1)	40 (6.17)
94	BJP	310 (59.5)	MNS	90 (17.27)	220 (42.23)	NCP	75 (14.4)	46 (8.83)
95	BJP	267 (62.09)	MNS	83 (19.3)	184 (42.79)	NCP	58 (13.49)	22 (5.12)
96	BJP	260 (65.82)	NCP	61 (15.44)	199 (50.38)	MNS	48 (12.15)	26 (6.58)
97	BJP	311 (56.55)	MNS	117 (21.27)	194 (35.28)	NCP	96 (17.45)	26 (4.73)
98	BJP	170 (66.67)	NCP	49 (19.22)	121 (47.45)	MNS	28 (10.98)	8 (3.14)
99	BJP	327 (72.03)	NCP	52 (11.45)	275 (60.58)	MNS	43 (9.47)	32 (7.05)
100	BJP	454 (68.07)	NCP	81 (12.14)	373 (55.93)	MNS	78 (11.69)	54 (8.1)
101	BJP	354 (70.94)	MNS	53 (10.62)	301 (60.32)	NCP	51 (10.22)	41 (8.22)
102	BJP	323 (70.07)	NCP	52 (11.28)	271 (58.79)	MNS	47 (10.2)	39 (8.46)
103	BJP	350 (65.79)	NCP	80 (15.04)	270 (50.75)	MNS	56 (10.53)	46 (8.65)
104	BJP	281 (67.22)	NCP	58 (13.88)	223 (53.34)	MNS	52 (12.44)	27 (6.46)
105	BJP	307 (65.88)	NCP	71 (15.24)	236 (50.64)	MNS	59 (12.66)	29 (6.22)

Contd....

DISCLAIMER

The Terms of Use and Disclaimer of Datanet India Private Limited (hereinafter referred to as "Datanet") for use of this analysis report of **Belapur Assembly Constituency (Belapur Vidhan Sabha)** :-

1. **Assembly Factbook™** is a Registered Trade Mark owned by Datanet.
2. All the maps are sketched and graphical representation only and have not been drawn to the scale and also not to represent the actual geographical area or boundary of the unit.
3. The data for the aforesaid analysis is based on authentic sources and has been culled from the various publications of Census, CSO and NSSO for district and block level data, various central and state government departments, Central & State Elections Commissions and the concerned Returning Officers' releases, Electoral Rolls, Election results and allied publications, internal assessment, surveys, estimates and analysis. Therefore, certain adjustment of data at micro level may have been done to arrive closer to the macro data.
4. Data have been provided on an "As Is" and "As AVAILABLE" basis
5. The colours shown in the maps or diagram and charts of a particular party, alliance or AC are indicative and do not represent them.
6. This publication which includes maps, sheets, graphs and data would be the property under copyright of Datanet only. The user may use these for its internal study, analysis and research purposes. It's public display, re-selling or any commercial uses by the user are not allowed.
7. Datanet has taken due care and caution in compilation and processing of data and allied information, but does not guarantee the accuracy, adequacy or completeness of any information/analysis and will be not responsible for any errors or omissions or for the results obtained from the use of such information/analysis.
8. All the contents for the publication have been culled from various authentic sources and Datanet reasonably believes such sources to be reliable, but does not make any representations, express or implied as to the accuracy or fitness of use of such information. The information or contents of the information/analysis do not constitute advice and should not be relied upon in making (or refraining from making) any decision. Any reliance placed upon the information provided by Datanet is the sole responsibility and strictly at the user's risk.
9. In no event will Datanet be liable for any damages (including, without limitation, damages for loss of business projects, or loss of profits) arising in contract, tort or otherwise from the use of or inability to use any of its contents, or from any action taken (or refrained from being taken) as a result of using the analysis or any of its contents. Datanet its directors, owners, editors, officials, employees, distributor and agents or any associate will not be liable for any errors in the information contained or any consequences arising from the use of the contents of the provided information/analysis.
10. If any provision of these terms and conditions is held invalid or illegal or unenforceable for any reason by any court of competent jurisdiction, such provision shall be severed and the remainder of provisions of the terms and conditions shall continue in full force and effect as if the Term of Use had been executed with the invalid, illegal or unenforceable provision eliminated.
11. If there are any discrepancies in the information provided, please bring it to attention of Datanet for suitable rectification measures.

**Buy Online This Complete Book At
Datanet India eBooks Store**

www.indiastatpublications.com

or go directly at

**[http://www.indiastatpublications.com/
Assembly_factbook/Maharashtra/Thane/ Belapur](http://www.indiastatpublications.com/Assembly_factbook/Maharashtra/Thane/Belapur)**

 **indiastat**elections

ISBN - 978-93-5313-931-5



9 789353 139315