



Maharashtra

Assembly Factbook™

Kopri-Pachpakhadi Assembly Constituency

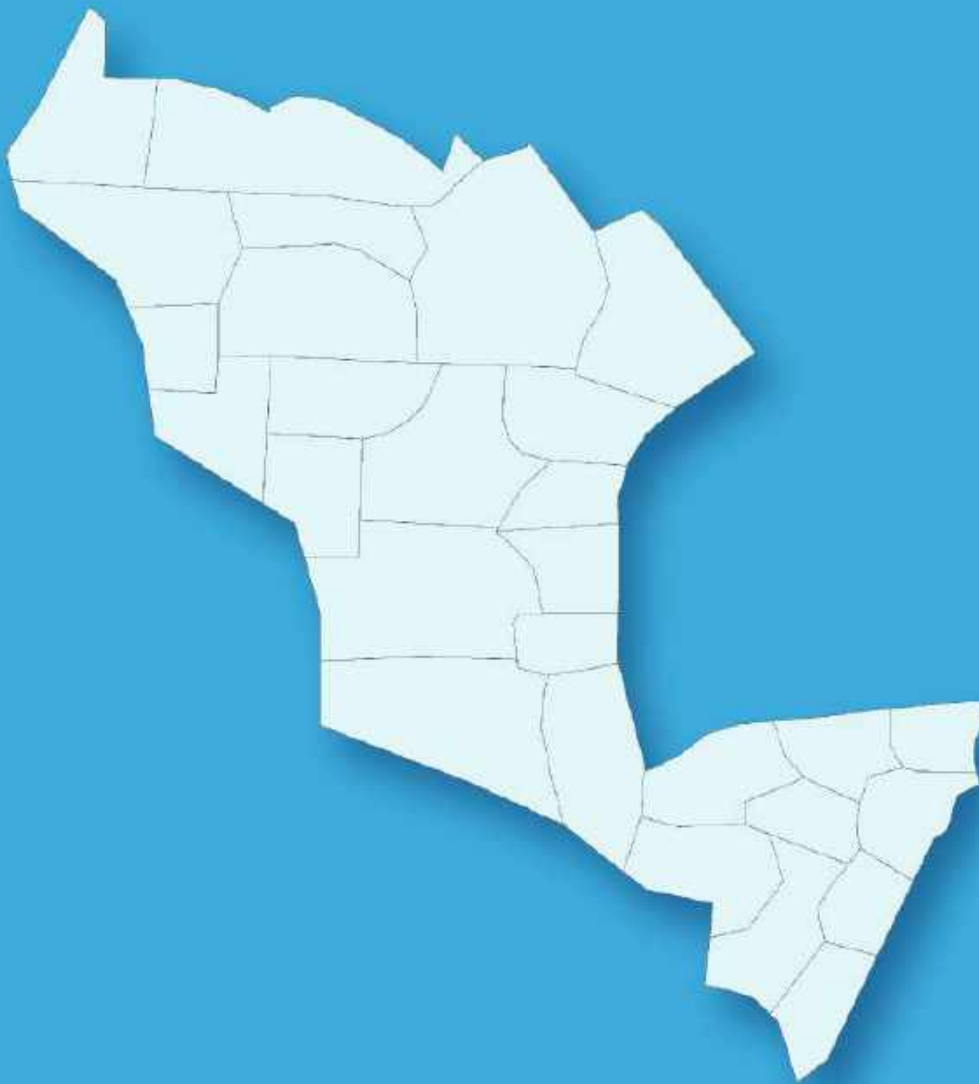


Key Electoral Data of Kopri-Pachpakhadi
Assembly Constituency (Vidhan Sabha)

Maharashtra

Assembly Factbook™

Kopri-Pachpakhadi Assembly Constituency



Kopri-Pachpakhadi Vidhan Sabha

Editor & Director

Dr. R.K. Thukral

Research Editor

Dr. Shafeeq Rahman

**Compiled, Researched and Published by
Datanet India Pvt. Ltd.**

D-100, 1st Floor,

Okhla Industrial Area, Phase-I,
New Delhi- 110020.

Ph.: 91-11- 43580781-84

Email : support@indiastatpublications.com

Website : www.indiastatelections.com

Online Book Store :

www.indiastatpublications.com

Report No. : AFB/MH-147-0125

ISBN : 978-93-5313-928-5

First Edition : January, 2018

Eighth Updated Edition : January, 2025

Price : Rs.11500/-

US\$ 310

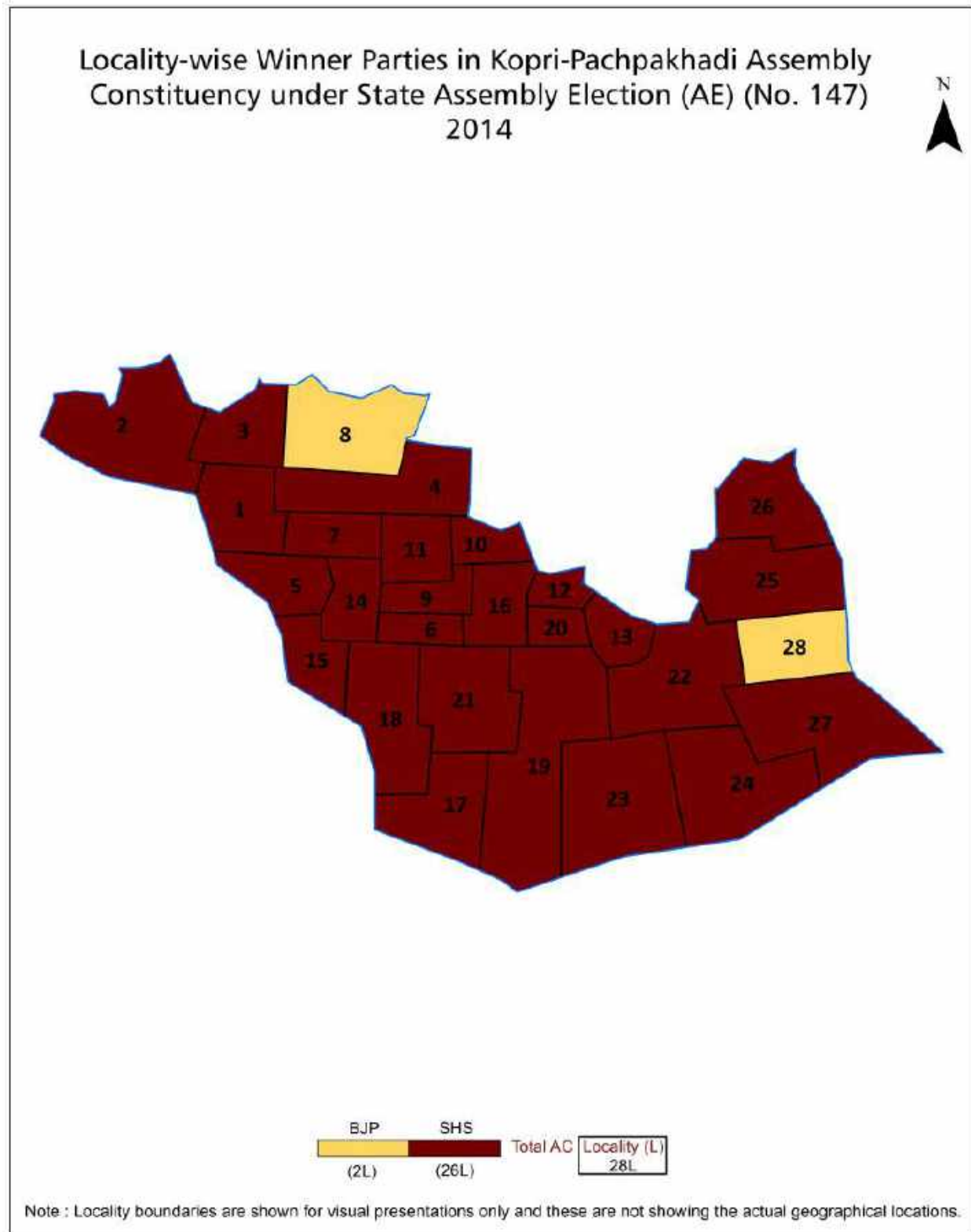
© Datanet India Pvt. Ltd.

All rights reserved. No part of this book may be reproduced, stored in a retrieval system or transmitted in any form or by any means, mechanical photocopying, photographing, scanning, recording or otherwise without the prior written permission of the publisher. Please refer to Disclaimer at page no. 184 for the use of this publication.

Printed in India

No.	Particulars	Page No.
	Introduction	
1	Assembly Constituency - (Vidhan Sabha) at a Glance Features of Assembly as per Delimitation Commission of India (2008)	1-2
	Location and Political Maps	
2	Location Map Boundaries of Assembly Constituency - (Vidhan Sabha) in District Boundaries of Assembly Constituency under Parliamentary Constituency - (Lok Sabha) Locality-wise Winner Parties- 2024-PE, 2024-AE, 2019-PE, 2019-AE, 2014-PE and 2014-AE	3-10
	Administrative Setup (2011)	
3	District Sub-district Towns Villages Inhabited Villages Uninhabited Villages Village Panchayat Intermediate Panchayat	11
	Demographics (2011)	
4	Population Households Rural/Urban Population Sex Ratio (Total & 0-6 Years) Religious Population Social Population Literacy Rate	12
	Electoral Features	
5	Important Dates of Last Elections Held Electors by Gender Service Electors Voters Voters Turnout Polling Stations & Average Number of Electors per Polling Station Electors by Age Group Present Elected Representatives	13-18
	Historical Summary Election Results	
6	Vote Share of Major Parties Winning Margin (Number & Percentage Polarity of Parties Summary Result of Assembly Segment of Parliamentary Elections 2024, 2019, 2014 and 2009 Summary Result of Assembly Elections 2024, 2019, 2014 and 2009	19-28
	Polling Station Level Election Results	
7	Name and Number of Polling Station 2024-PE, 2024-AE, 2019-PE, 2019-AE, 2014-PE and 2014-AE Polling Station-wise Electors, Voters & Voters Turnout 2024-PE, 2024-AE, 2019-PE, 2019-AE, 2014-PE and 2014-AE Polling Station wise Elections Results 2024-PE, 2024-AE, 2019-PE, 2019-AE, 2014-PE & 2014-AE	29-177
	Share of Assembly Constituency	
8	Share of Assembly Constituency - (Vidhan Sabha) in State, District and Parliamentary Constituency - (Lok Sabha)	178
9	Abbreviation & Sources	181-182
10	Disclaimer	184

Location & Political Map

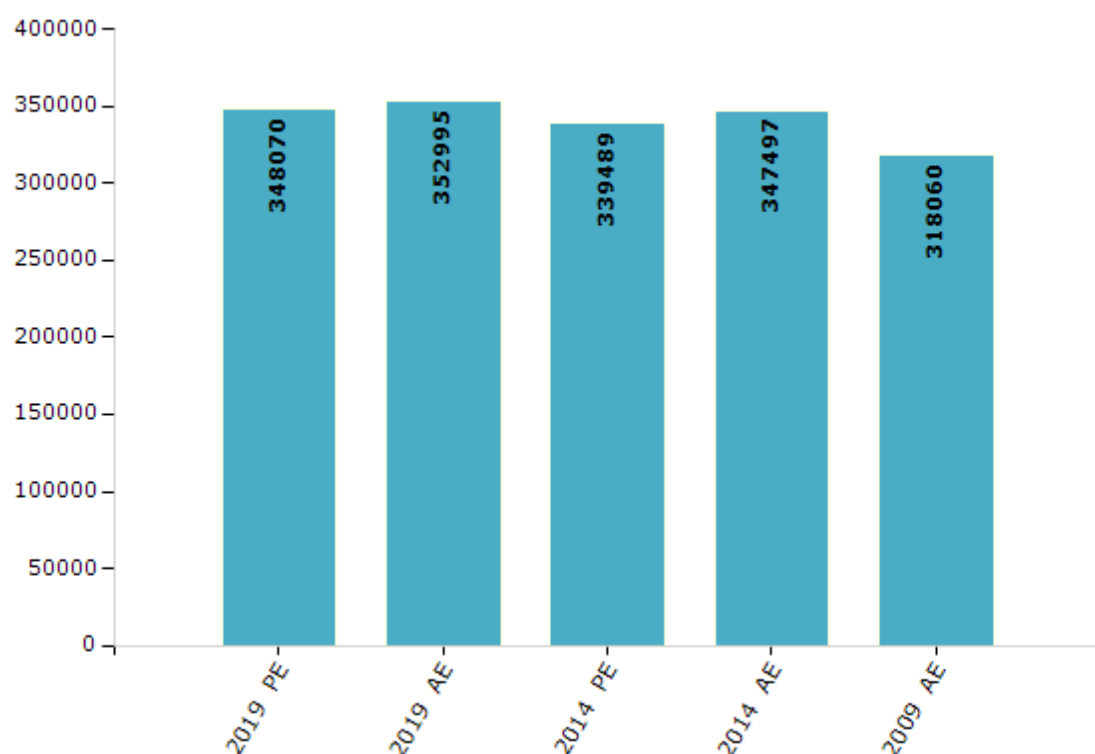


Electoral Features

Electors by Male & Female

Year	Male	Female	Others	Total	Year	Male	Female	Others	Total
2019 PE	191707	156353	10	348070	1999 AE	-	-	-	-
2019 AE	193980	159005	10	352995	1995 AE	-	-	-	-
2014 PE	188493	150994	2	339489	1990 AE	-	-	-	-
2014 AE	192469	155026	2	347497	1985 AE	-	-	-	-
2009 PE	-	-	-	-	1980 AE	-	-	-	-
2009 AE	177652	140408	-	318060	1978 AE	-	-	-	-
2004 PE	-	-	-	-	1972 AE	-	-	-	-
2004 AE	-	-	-	-	1967 AE	-	-	-	-
1999 PE	-	-	-	-	1962 AE	-	-	-	-

Number of Electors



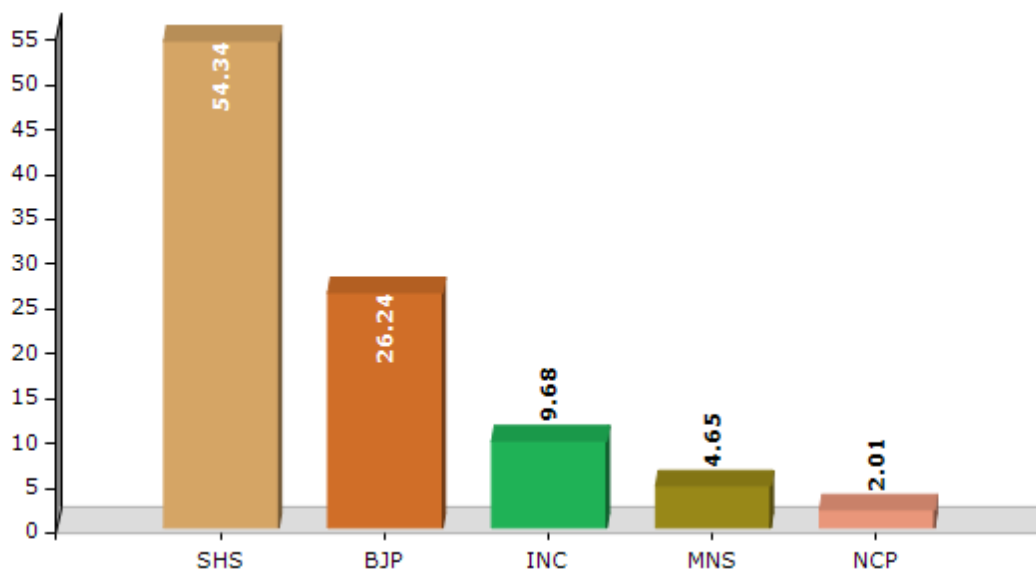
Note : AE : Assembly Election, PE : Assembly Segment of Parliamentary Election

Historical Summary Election Results

Summary Result of Assembly Election - 2014

Candidate Name	Party	Votes	Votes %
Eknath Sambhaji Shinde	SHS	100316	54.34
Adv.Sandeep Lele	BJP	48447	26.24
Mohan Parasnath Goswami	INC	17873	9.68
Sejal Sanjay Kadam	MNS	8578	4.65
Bipin Kamalu Mahale	NCP	3710	2.01
Gajare Rajhans Manik	BSP	1861	1.01
Mohammad Salim Moharali Choudhari	IND	395	0.21
Asha Kisan Sharnagat	RBS	305	0.17
Santosh Anandrao Jadhav	IND	231	0.13
Gupta Rakesh Hrishikant	IND	218	0.12
Sunil Shankar Bagul	RPI	99	0.05
	NOTA	2565	1.39

Votes Percentage of Top Parties - 2014



Polling Station Level Election Results

Number and Name of Polling Stations (PS) (2019 AE)

Number of Polling Stations	Name of Polling Stations	Number of Polling Stations	Name of Polling Stations
1	Dnyanoday Vidyamandir (Secondary) Part.Gr. Flr, Ro	21	Thane Municipal Corporation School No.120, Room No
1A	Dnyanoday Vidyamandir (Secondary) Part.Gr. Flr, Ro	22	T.M.C. Vartak Nagar , Prabhag Samiti Off, 1St Flr,
2	Dnyanoday Vidyamandir (Secondary) Part.Gr. Flr, Ro	23	T.M.C. Vartak Nagar , Prabhag Samiti Off, 1St Flr,
3	Dnyanoday Vidyamandir (Secondary) Part.Gr. Flr,,Ro	24	T.M.C. Vartak Nagar, Prabhag Samiti Off, Vedant Co
4	Dnyanoday Vidyamandir (Secondary) Part.Gr. Flr, Ro	25	T.M.C. Vartak Nagar, Prabhag Samiti Off, Vedant Co
5	Dnyanoday Vidyamandir (Secondary) Part.Gr. Flr,Roo	25A	T.M.C. Vartak Nagar, Prabhag Samiti Off, Vedant Co
6	Dnyanoday Vidyamandir (Secondary) Part.Gr. Flr,Roo	26	Thane Mahanagar Palika, Vartak Nagar Prabhag Samit
7	Dnyanoday Vidyamandir (Secondary) Part.Gr. Flr, Ro	27	Thane Mahanagar Palika, Vartak Nagar Prabhag Samit
8	Dnyanoday Vidyamandir (Secondary) Part.Gr. Flr, Ro	28	R.J,Thakur Jr. College, Savarkar Nagar, Gr..Flr.,
9	Dnyanoday Vidyamandir (Secondary) Part.Gr. Flr,Roo	29	R.J,Thakur Junior College, Savarkar Nagar, Gr..Flr
10	Dnyanoday Vidyamandir (Secondary) Part.Gr. Flr, Ro	30	R.J,Thakur Junior College, Savarkar Nagar, Gr. Flr
11	Dnyanoday Vidhyamandir , First . Flr., Room No. 20	31	R.J,Thakur Junior College, Savarkar Nagar, Gr.Flr.
12	Dnyanoday Vidhyamandir, First . Flr.25, Room No.,	32	R.J,Thakur Junior College, Savarkar Nagar, Gr..Flr
13	Dnyanoday Vidhyamandir, First Flr , Room No. 21,	33	R.J,Thakur Junior College, Savarkar Nagar, Gr.Flr.
14	Dnyanoday Vidhyamandir, First Flr., Room No. 22,	34	R.J,Thakur Junior College, Savarkar Nagar, Gr.Flr.
15	Thane Municipal Corporation School No.120, Room No	35	R.J,Thakur Junior College, Room No 1 Savarkar Naga
16	Thane Municipal Corporation School No.120, Room No	36	Chhatrapati Shivaji Vidyalaya, Gr. Floor Room No.
17	Thane Municipal Corporation School No.120, Room No	37	Chhatrapati Shivaji Vidyalaya, Gr. Floor Room No 2
18	Thane Municipal Corporation School No.120, Room No	38	Vibhuti Prakashanand Vidyalaya, Rupadevi Pada, Gr.
19	Thane Municipal Corporation School No.120, Room No	39	Vibhuti Prakashanand Vidyalaya, Rupadevi Pada, Gr.
20	Thane Municipal Corporation School No.120, Room No	40	Vibhuti Prakashanand Vidyalaya, Rupadevi Pada, Gr.

Contd....

Polling Station Level Election Results

Polling Station-wise Votes Secured by Overall Top Five Parties in Kopri-Pachpakhadi Assembly in Assembly Election (AE) under Thane Parliamentary Constituency in Maharashtra (2019)

Number of Polling Station	Winner - Eknath Sambhaji Shinde (SHS)	Runner-up - Ghadigaonkar Sanjay Pandurang (INC)	3rd - Mahesh Parshuram Kadam (MNS)	4th - Bagwe Unmesh B. (VBA)	5th - Prabhakar Baburao Wagh (BSP)	NOTA	Other	Total Votes Secured
34	474	70	89	15	3	26	2	679
35	172	18	48	5	0	3	10	256
36	287	65	36	9	13	8	7	425
37	225	82	20	5	4	8	8	352
38	349	71	12	10	14	17	7	480
39	420	67	10	6	9	8	8	528
40	408	55	16	20	6	11	3	519
41	208	43	65	29	7	7	8	367
42	251	22	47	18	4	14	6	362
43	412	66	17	39	4	16	9	563
44	413	63	10	62	2	27	10	587
45	258	54	4	19	4	14	0	353
46	193	51	6	15	1	10	5	281
47	270	92	8	9	4	12	3	398
48	255	62	10	13	6	6	8	360
49	342	85	7	30	12	15	9	500
50	217	89	16	11	4	14	5	356
51	239	70	9	4	12	8	6	348
52	156	57	27	28	9	6	7	290
53	510	74	82	9	3	15	14	707
54	303	43	59	9	6	14	5	439
55	275	36	68	3	0	14	5	401
56	258	32	42	24	4	15	6	381
57	453	52	92	18	2	16	12	645
58	397	55	99	31	1	11	20	614
59	354	39	94	19	1	13	4	524
60	292	47	78	6	1	8	7	439
61	231	49	107	12	3	11	2	415
62	230	49	62	47	2	5	8	403
63	171	17	77	40	0	4	13	322
64	76	35	74	18	1	3	5	212
65	168	12	50	6	3	7	4	250
66	398	45	46	1	1	30	4	525
67	238	49	28	3	0	11	2	331
68	539	68	55	7	2	35	9	715

Contd....

Polling Station Level Election Results

Winner, Runner-up and 3rd Party Position & Winning Margin According to Polling Stations in Kopri-Pachpakhadi Assembly in Assembly Election (AE) under Thane Parliamentary Constituency in Maharashtra (2019)

Polling Station Number	Winner Party	Winner Votes (%)	Runner-up Party	Runner-up Votes (%)	Winning Margin Votes (%)	Third Party	Third Party Votes (%)	Other Votes (%)
69	SHS	267 (67.59)	INC	52 (13.16)	215 (54.43)	MNS	40 (10.13)	36 (9.11)
70	SHS	260 (68.97)	MNS	50 (13.26)	210 (55.71)	VBA	28 (7.43)	39 (10.34)
71	SHS	440 (81.63)	INC	53 (9.83)	387 (71.8)	MNS	16 (2.97)	30 (5.57)
72	SHS	444 (73.39)	MNS	68 (11.24)	376 (62.15)	INC	51 (8.43)	42 (6.94)
73	SHS	344 (69.35)	INC	69 (13.91)	275 (55.44)	VBA	30 (6.05)	53 (10.69)
74	SHS	284 (75.13)	INC	37 (9.79)	247 (65.34)	MNS	24 (6.35)	33 (8.73)
75	SHS	283 (44.57)	VBA	169 (26.61)	114 (17.96)	INC	85 (13.39)	98 (15.43)
76	SHS	245 (64.47)	INC	85 (22.37)	160 (42.1)	MNS	17 (4.47)	33 (8.68)
77	SHS	263 (70.32)	INC	69 (18.45)	194 (51.87)	MNS	16 (4.28)	26 (6.95)
78	SHS	280 (62.64)	INC	79 (17.67)	201 (44.97)	MNS	48 (10.74)	40 (8.95)
79	SHS	199 (65.68)	INC	52 (17.16)	147 (48.52)	VBA	20 (6.6)	32 (10.56)
80	SHS	277 (75.27)	MNS	33 (8.97)	244 (66.3)	INC	27 (7.34)	31 (8.42)
81	SHS	263 (69.95)	INC	34 (9.04)	229 (60.91)	MNS	27 (7.18)	52 (13.83)
82	SHS	388 (71.06)	MNS	47 (8.61)	341 (62.45)	VBA	39 (7.14)	72 (13.19)
83	SHS	314 (80.31)	INC	29 (7.42)	285 (72.89)	MNS	24 (6.14)	24 (6.14)
84	SHS	295 (78.67)	INC	40 (10.67)	255 (68)	BSP	9 (2.4)	31 (8.27)
85	SHS	140 (72.16)	INC	20 (10.31)	120 (61.85)	MNS	16 (8.25)	18 (9.28)
86	SHS	169 (45.31)	INC	118 (31.64)	51 (13.67)	VBA	42 (11.26)	44 (11.8)
87	SHS	233 (51.55)	INC	132 (29.2)	101 (22.35)	MNS	48 (10.62)	39 (8.63)
88	SHS	307 (58.14)	INC	168 (31.82)	139 (26.32)	MNS	28 (5.3)	25 (4.73)
89	SHS	260 (61.9)	INC	113 (26.9)	147 (35)	MNS	19 (4.52)	28 (6.67)
90	SHS	247 (56.26)	VBA	63 (14.35)	184 (41.91)	INC	58 (13.21)	71 (16.17)
91	SHS	353 (69.9)	MNS	113 (22.38)	240 (47.52)	INC	16 (3.17)	23 (4.55)
92	SHS	284 (67.46)	MNS	103 (24.47)	181 (42.99)	INC	25 (5.94)	9 (2.14)
93	VBA	515 (61.09)	SHS	221 (26.22)	294 (34.87)	MNS	61 (7.24)	46 (5.46)
94	SHS	314 (51.82)	MNS	162 (26.73)	152 (25.09)	INC	60 (9.9)	70 (11.55)
95	SHS	434 (65.86)	MNS	153 (23.22)	281 (42.64)	INC	43 (6.53)	29 (4.4)
96	SHS	347 (58.03)	MNS	159 (26.59)	188 (31.44)	INC	44 (7.36)	48 (8.03)
97	SHS	347 (59.01)	MNS	166 (28.23)	181 (30.78)	INC	47 (7.99)	28 (4.76)
98	SHS	270 (50.66)	MNS	125 (23.45)	145 (27.21)	INC	78 (14.63)	60 (11.26)
99	SHS	342 (59.27)	MNS	137 (23.74)	205 (35.53)	INC	54 (9.36)	44 (7.63)
100	SHS	404 (64.54)	MNS	145 (23.16)	259 (41.38)	INC	54 (8.63)	23 (3.67)
101	SHS	248 (64.92)	INC	60 (15.71)	188 (49.21)	MNS	33 (8.64)	41 (10.73)
102	SHS	229 (57.68)	INC	70 (17.63)	159 (40.05)	MNS	47 (11.84)	51 (12.85)
103	SHS	347 (79.22)	MNS	46 (10.5)	301 (68.72)	INC	28 (6.39)	17 (3.88)

Contd....

DISCLAIMER

The Terms of Use and Disclaimer of Datanet India Private Limited (hereinafter referred to as "Datanet") for use of this analysis report of **Kopri-Pachpakhadi Assembly Constituency (Kopri-Pachpakhadi Vidhan Sabha) :-**

1. **Assembly Factbook™** is a Registered Trade Mark owned by Datanet.
2. All the maps are sketched and graphical representation only and have not been drawn to the scale and also not to represent the actual geographical area or boundary of the unit.
3. The data for the aforesaid analysis is based on authentic sources and has been culled from the various publications of Census, CSO and NSSO for district and block level data, various central and state government departments, Central & State Elections Commissions and the concerned Returning Officers' releases, Electoral Rolls, Election results and allied publications, internal assessment, surveys, estimates and analysis. Therefore, certain adjustment of data at micro level may have been done to arrive closer to the macro data.
4. Data have been provided on an "As Is" and "As AVAILABLE" basis
5. The colours shown in the maps or diagram and charts of a particular party, alliance or AC are indicative and do not represent them.
6. This publication which includes maps, sheets, graphs and data would be the property under copyright of Datanet only. The user may use these for its internal study, analysis and research purposes. It's public display, re-selling or any commercial uses by the user are not allowed.
7. Datanet has taken due care and caution in compilation and processing of data and allied information, but does not guarantee the accuracy, adequacy or completeness of any information/analysis and will be not responsible for any errors or omissions or for the results obtained from the use of such information/analysis.
8. All the contents for the publication have been culled from various authentic sources and Datanet reasonably believes such sources to be reliable, but does not make any representations, express or implied as to the accuracy or fitness of use of such information. The information or contents of the information/analysis do not constitute advice and should not be relied upon in making (or refraining from making) any decision. Any reliance placed upon the information provided by Datanet is the sole responsibility and strictly at the user's risk.
9. In no event will Datanet be liable for any damages (including, without limitation, damages for loss of business projects, or loss of profits) arising in contract, tort or otherwise from the use of or inability to use any of its contents, or from any action taken (or refrained from being taken) as a result of using the analysis or any of its contents. Datanet its directors, owners, editors, officials, employees, distributor and agents or any associate will not be liable for any errors in the information contained or any consequences arising from the use of the contents of the provided information/analysis.
10. If any provision of these terms and conditions is held invalid or illegal or unenforceable for any reason by any court of competent jurisdiction, such provision shall be severed and the remainder of provisions of the terms and conditions shall continue in full force and effect as if the Term of Use had been executed with the invalid, illegal or unenforceable provision eliminated.
11. If there are any discrepancies in the information provided, please bring it to attention of Datanet for suitable rectification measures.

Buy Online This Complete Book At
Datanet India eBooks Store

www.indiastatpublications.com

or go directly at

[http://www.indiastatpublications.com/
Assembly_factbook/Maharashtra/Thane/ Kopri-Pachpakhadi](http://www.indiastatpublications.com/Assembly_factbook/Maharashtra/Thane/Kopri-Pachpakhadi)

 **indiastat**elections

ISBN - 978-93-5313-928-5



9 789353 139285