



Maharashtra

Assembly Factbook™

Mira Bhayandar Assembly Constituency



Key Electoral Data of Mira Bhayandar
Assembly Constituency (Vidhan Sabha)

Maharashtra

Assembly Factbook™

Mira Bhayandar Assembly Constituency



Mira Bhayanar Vidhan Sabha

Editor & Director

Dr. R.K. Thukral

Research Editor

Dr. Shafeeq Rahman

Compiled, Researched and Published by Datanet India Pvt. Ltd.

D-100, 1st Floor,

Okhla Industrial Area, Phase-I,
New Delhi- 110020.

Ph.: 91-11- 43580781-84

Email : support@indiastatpublications.com

Website : www.indiastatelections.com

Online Book Store :

www.indiastatpublications.com

Report No. : AFB/MH-145-0125

ISBN : 978-93-86370-52-5

First Edition : January, 2018

Eighth Updated Edition : January, 2025

Price : Rs.11500/-

US\$ 310

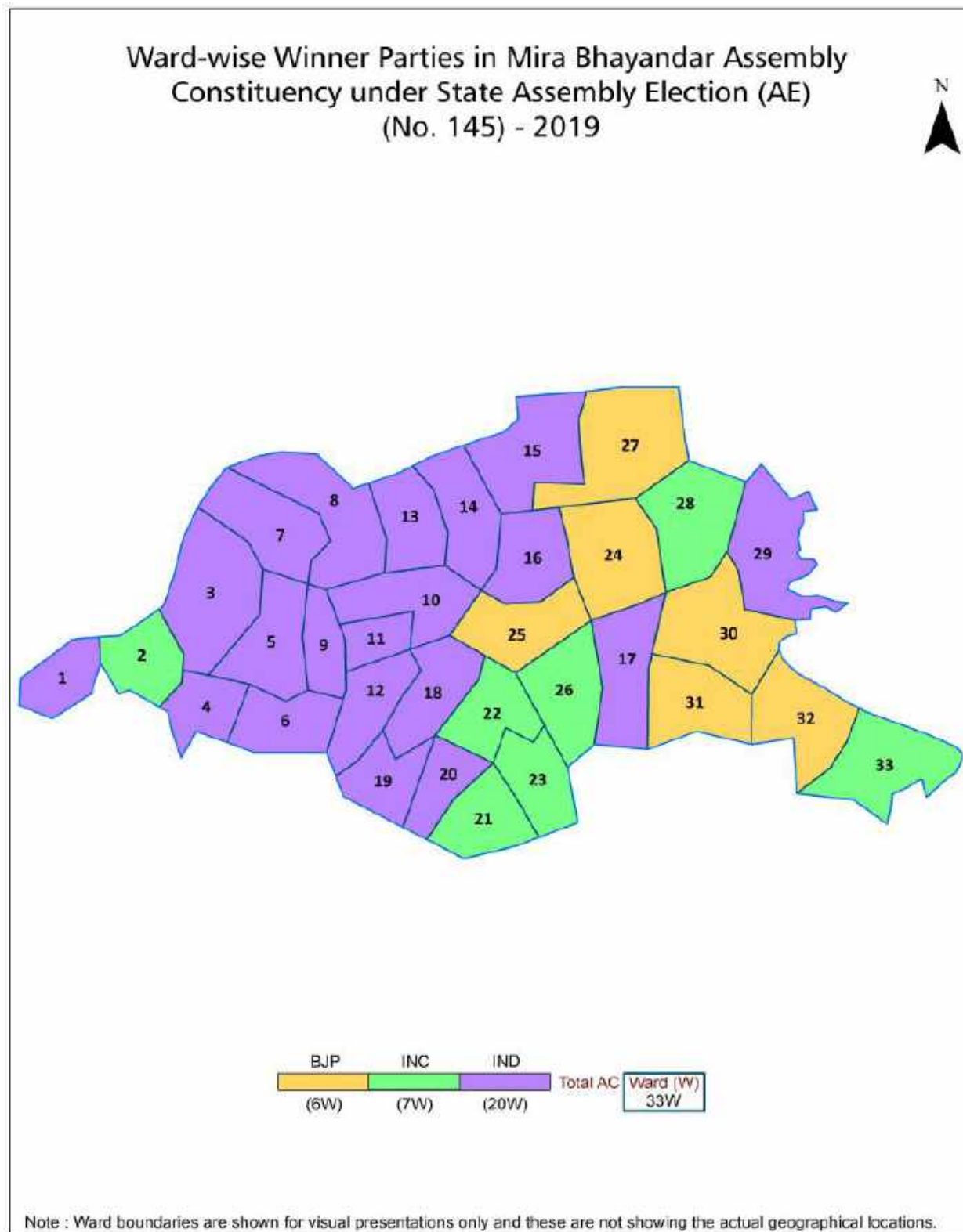
© Datanet India Pvt. Ltd.

All rights reserved. No part of this book may be reproduced, stored in a retrieval system or transmitted in any form or by any means, mechanical photocopying, photographing, scanning, recording or otherwise without the prior written permission of the publisher. Please refer to Disclaimer at page no. 161 for the use of this publication.

Printed in India

No.	Particulars	Page No.
	Introduction	
1	Assembly Constituency - (Vidhan Sabha) at a Glance Features of Assembly as per Delimitation Commission of India (2008)	1-2
	Location and Political Maps	
2	Location Map Boundaries of Assembly Constituency - (Vidhan Sabha) in District Boundaries of Assembly Constituency under Parliamentary Constituency - (Lok Sabha) Ward-wise Winner Parties- 2024-PE, 2024-AE, 2019-PE, 2019-AE and 2014-PE	3-10
	Administrative Setup (2011)	
3	District Sub-district Towns Villages Inhabited Villages Uninhabited Villages Village Panchayat Intermediate Panchayat	11
	Demographics (2011)	
4	Population Households Rural/Urban Population Ward by Population Size Sex Ratio (Total & 0-6 Years) Religious Population Social Population Literacy Rate	12-13
	Electoral Features	
5	Important Dates of Last Elections Held Electors by Gender Service Electors Voters Voters Turnout Polling Stations & Average Number of Electors per Polling Station Electors by Age Group Present Elected Representatives	14-19
	Historical Summary Election Results	
6	Vote Share of Major Parties Winning Margin (Number & Percentage Polarity of Parties Summary Result of Assembly Segment of Parliamentary Elections 2024, 2019, 2014 and 2009 Summary Result of Assembly Elections 2024, 2019, 2014 and 2009	20-29
	Polling Station Level Election Results	
7	Name and Number of Polling Station 2024-PE, 2024-AE, 2019-PE, 2019-AE and 2014-PE Polling Station-wise Electors, Voters & Voters Turnout 2024-PE, 2024-AE, 2019-PE, 2019-AE and 2014-PE Polling Station wise Elections Results 2024-PE, 2024-AE, 2019-PE, 2019-AE and 2014-PE	30-154
	Share of Assembly Constituency	
8	Share of Assembly Constituency - (Vidhan Sabha) in State, District and Parliamentary Constituency - (Lok Sabha)	155
9	Abbreviation & Sources	158-159
10	Disclaimer	161

Location & Political Map

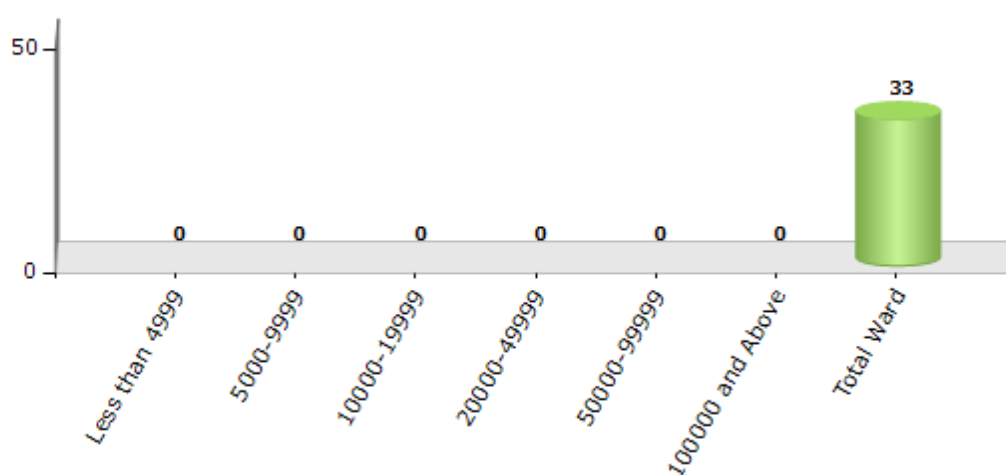


Demographics

Number of Ward by Population Size - 2011

Less than 4999	5000-9999	10000-19999	20000-49999	50000-99999	100000 and Above	Total Ward
0	0	0	0	0	0	33

Number of Ward by Population Size - 2011

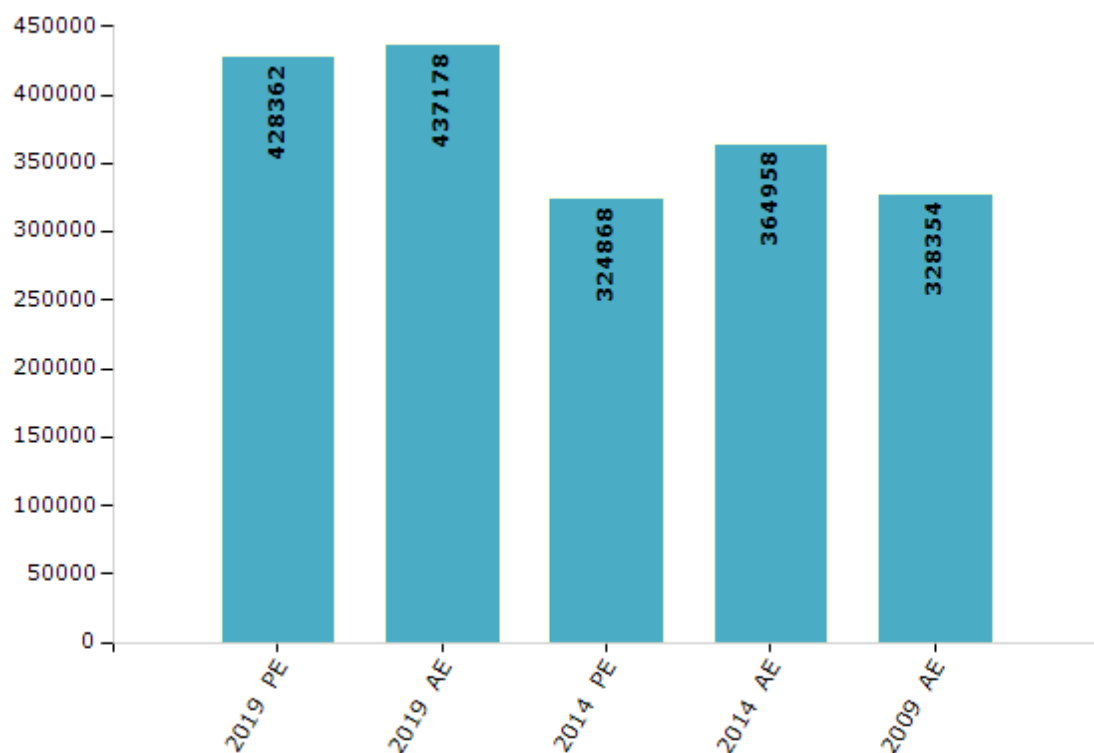


Electoral Features

Electors by Male & Female

Year	Male	Female	Others	Total	Year	Male	Female	Others	Total
2019 PE	228919	199439	4	428362	1999 AE	-	-	-	-
2019 AE	233476	203696	6	437178	1995 AE	-	-	-	-
2014 PE	176010	148855	3	324868	1990 AE	-	-	-	-
2014 AE	197442	167513	3	364958	1985 AE	-	-	-	-
2009 PE	-	-	-	-	1980 AE	-	-	-	-
2009 AE	178627	149727	-	328354	1978 AE	-	-	-	-
2004 PE	-	-	-	-	1972 AE	-	-	-	-
2004 AE	-	-	-	-	1967 AE	-	-	-	-
1999 PE	-	-	-	-	1962 AE	-	-	-	-

Number of Electors



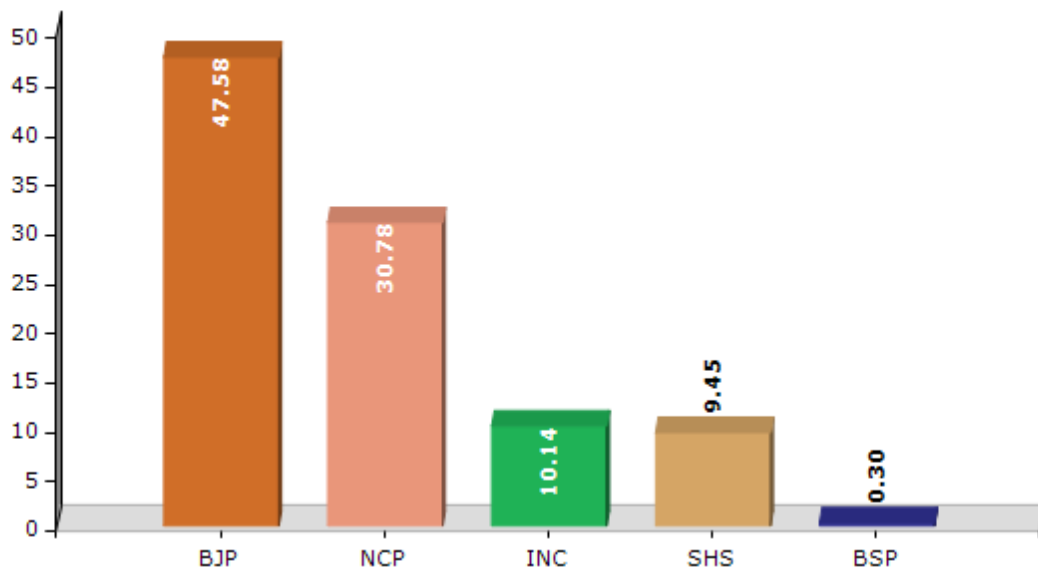
Note : AE : Assembly Election, PE : Assembly Segment of Parliamentary Election

Historical Summary Election Results

Summary Result of Assembly Election - 2014

Candidate Name	Party	Votes	Votes %
Narendra Mehta	BJP	91468	47.58
Gilbert Mendonca	NCP	59176	30.78
Yakub Kureshi	INC	19489	10.14
Prabhakar Padmakar Mhatre	SHS	18171	9.45
Shaikh Islam Wakil Ahmed	BSP	580	0.3
Azad Kishanbhai Patel	IND	318	0.17
Shiv Kumar Jain (Patel)	IND	284	0.15
Rajan Bhosale	PWPI	211	0.11
Rajiv Jatin Doshi	IND	174	0.09
	NOTA	2378	1.24

Votes Percentage of Top Parties - 2014



Polling Station Level Election Results

Number and Name of Polling Stations (PS) (2019 AE)

Number of Polling Stations	Name of Polling Stations	Number of Polling Stations	Name of Polling Stations
1	Mira Bhayander Municipal School No.11, West Side Ground Floor, Room No.1, Chowk goan,Taluka,district-Thane,Pincode-401106	22	Holy cross High School, Ground Floor, Room No.1, Bhayandar (W), Dist. Thane, Pin code - 401101
2	Mira Bhayander Municipal School No.11, West Side Ground Floor, Room No.2, Chowk goan,Taluka,district-Thane,Pincode-401106	23	Holy cross High School, Ground Floor, Room No.2, Bhayandar (W), Dist. Thane, Pin code - 401101
3	Mira Bhayander Municipal School No.12, (Samaj Mandir Partition) Right side, Ground Floor, Room No.1, Dist. Thane, Pin code - 401106	24	Holy cross High School, Ground Floor, Room No.3, Bhayandar (W), Dist. Thane, Pin code - 401101
4	Mira Bhayander Municipal School No.12, (Samaj Mandir Partition) Right side Ground Floor, Room No.2, Dist. Thane, Pin code - 401106	25	Holy cross High School, Ground Floor, Room No.4, Bhayandar (W), Dist. Thane, Pin code - 401101
5	Mira Bhayander Municipal School No.12, Right side, Ground Floor, Room No.1, Dist. Thane, Pin code - 401106	26	Holy cross High School, Ground Floor, Room No.5, Bhayandar (W), Dist. Thane, Pin code - 401101
6	Mira Bhayander Municipal School No.12, Right side Ground Floor, Room No.2, Dist. Thane, Pin code - 401106	27	Holy cross High School, Ground Floor, Room No.6, Bhayandar (W), Dist. Thane, Pin code - 401101
7	St. Joseph Marathi School, Old Building, West Side Ground Floor, Room No.1, Uttan, Dist. Thane, Pin code - 401106	28	Holy cross High School, Ground Floor, Room No.7, Bhayandar (W), Dist. Thane, Pin code - 401101
8	St. Joseph Marathi School, Old Building, West Side Ground Floor, Room No.2, Uttan, Dist. Thane, Pin code - 401106	29	Holy cross High School, Ground Floor, Room No.8, Bhayandar (W), Dist. Thane, Pin code - 401101
9	St. .Joseph Marathi School, Old Building, West Side Ground Floor, Room No.3, Uttan, Dist. Thane, Pin code - 401106	30	Holy cross High School, Ground Floor, Room No.9, Bhayandar (W), Dist. Thane, Pin code - 401101
10	St. Joseph Marathi School, Old Building, West Side Ground Floor, Room No.4, Uttan, Dist. Thane, Pin code - 401106	31	St. Francis High School, Jesal Park, Bhayander (E), Ground Floor, Room No.1, Bhayandar (E), Dist. Thane, Pincode - 401105
11	St. Joseph Marathi School, Old Building, Left Hand of Office, Ground Floor, Room No.5, Uttan, Dist. Thane, Pin code - 401106	32	St. Francis High School, Jesal Park, Bhayander (E.), Ground Floor, Room No.2, Bhayandar (E), Dist. Thane, Pincode - 401105
12	St. Joseph Marathi School, Old Building, Left Hand of Office, Ground Floor, Room No.6, Uttan, Dist. Thane, Pin code - 401106	33	St. Francis High School, Jesal Park, Bhayander (E.), Ground Floor, Room No.3, Bhayandar (E), Dist. Thane, Pincode - 401105
13	St. Joseph Marathi School, Old Building, Left Hand of Office, Ground Floor, Room No.7, Uttan, Dist. Thane, Pin code - 401106	34	St. Francis High School, Jesal Park, Bhayander (E.), Ground Floor, Room No.4, Bhayandar (E), Dist. Thane, Pincode - 401105
14	St. Joseph Marathi School, Old Building, West Side Ground Floor Room No.8, Uttan, Dist. Thane, Pin code - 401106	35	St. Francis High School, Jesal Park, Bhayander (E.), Ground Floor, Room No.5, Bhayandar (E), Dist. Thane, Pincode - 401105
15	St. Joseph Marathi School, Old Building, West Side, Ground Floor, Room No.9, Uttan, Dist. Thane, Pin code - 401106	36	St. Francis High School, Jesal Park, Bhayander (E.), Ground Floor, Room No.6, Bhayandar (E), Dist. Thane, Pincode - 401105
16	St. Joseph Marathi School, Old Building, Right Hand side of Office, Ground Floor, Room No.1, Uttan, Dist. Thane, Pin code - 401106	37	St. Francis High School, Jesal Park, Bhayander (E.), Ground Floor,Office Building, Room No.7, Bhayandar (E), Dist. Thane, Pincode - 401105
17	St. Joseph Marathi School, Old Building, Right Hand side of Office, Ground Floor, Room No.2, Uttan, Dist. Thane, Pin code - 401106	38	St. Francis High School, Jesal Park, Bhayander (E.), Ground Floor,Office Building, Room No.8, Bhayandar (E), Dist. Thane, Pincode - 401105
18	St. Joseph Marathi School, Old Building, Right Hand side of Office, Ground Floor, Room No.3, Uttan, Dist. Thane, Pin code - 401106	39	St. Francis High School,Jesal Park, Ground Floor, Office Building, Room No.9, Bhayandar (E), Dist. Thane, Pincode - 401105
19	Belan Mauli church School, Dongari, Ground Floor, Room No.1, Dist. Thane, Pin code - 401106	40	Mother mary High School, R.M.P. Park, Khari, Ground Floor,Room No.1, Bhayandar (E), Dist. Thane, Pincode - 401105
20	Belan Mauli church School, Dongari, Ground Floor, Room No.2, Dist. Thane, Pin code - 401106	41	Mother mary High School, R.M.P. Park, Khari, First Floor Room, No.2, Bhayandar (E), Dist. Thane, Pincode - 401105
21	Belan Mauli church School, Dongari, Ground Floor, Room No.3, Dist. Thane, Pin code - 401106	42	Mother mary High School, R.M.P. Park, Khari, First Floor, Room No.3, Bhayandar (E), Dist. Thane, Pincode - 401105

Contd....

Polling Station Level Election Results

Polling Station-wise Votes Secured by Overall Top Five Parties in Mira Bhayandar Assembly in Assembly Election (AE) under Thane Parliamentary Constituency in Maharashtra (2019)

Number of Polling Station	Winner - Geeta Bharat Jain (IND)	Runner-up - Narendra Mehta (BJP)	3rd - Muzaffar Hussain (INC)	4th - Haresh Eknath Sutar (MNS)	5th - Ca Narendra Bhambwani (AAP)	NOTA	Other	Total Votes Secured
36	186	104	64	1	5	3	6	369
37	210	167	40	1	8	12	7	445
38	243	209	56	5	2	6	6	527
39	191	164	69	0	4	9	9	446
40	282	257	84	9	3	19	13	667
41	168	189	48	1	4	16	8	434
42	149	175	55	5	2	5	5	396
43	107	163	58	15	7	4	15	369
44	138	185	80	9	5	12	13	442
45	165	178	57	11	3	9	17	440
46	135	199	65	10	6	3	5	423
47	123	173	67	2	0	4	2	371
48	223	125	58	8	5	5	1	425
49	201	202	91	6	1	2	6	509
50	276	237	63	11	2	12	13	614
51	236	76	42	8	1	2	40	405
52	169	179	79	13	8	7	7	462
53	119	184	69	8	0	6	13	399
54	167	102	60	13	0	6	15	363
55	128	79	44	5	0	4	6	266
56	212	121	38	3	2	6	8	390
57	158	119	39	8	1	6	6	337
58	280	248	74	6	3	10	6	627
59	124	112	97	18	1	10	12	374
60	151	63	39	0	5	2	1	261
61	308	151	83	0	1	1	14	558
62	363	181	62	4	4	1	13	628
63	241	104	28	0	1	1	19	394
64	327	194	43	8	7	11	6	596
65	284	169	14	0	1	5	1	474
66	388	196	26	1	14	9	2	636
67	408	244	76	7	3	8	13	759
68	448	241	58	20	0	7	22	796
69	440	169	70	31	2	4	14	730
70	366	108	71	39	2	7	9	602

Contd....

Polling Station Level Election Results

Winner, Runner-up and 3rd Party Position & Winning Margin According to Polling Stations in Mira Bhayandar Assembly in Assembly Election (AE) under Thane Parliamentary Constituency in Maharashtra (2019)

Polling Station Number	Winner Party	Winner Votes (%)	Runner-up Party	Runner-up Votes (%)	Winning Margin Votes (%)	Third Party	Third Party Votes (%)	Other Votes (%)
71	IND (GBJ)	358 (58.02)	BJP	132 (21.39)	226 (36.63)	INC	60 (9.72)	67 (10.86)
72	IND (GBJ)	374 (43.79)	BJP	218 (25.53)	156 (18.26)	INC	181 (21.19)	81 (9.48)
73	IND (GBJ)	103 (34.45)	BJP	102 (34.11)	1 (0.34)	INC	68 (22.74)	26 (8.7)
74	IND (GBJ)	343 (58.93)	INC	99 (17.01)	244 (41.92)	BJP	89 (15.29)	51 (8.76)
75	IND (GBJ)	410 (61.56)	BJP	124 (18.62)	286 (42.94)	INC	71 (10.66)	61 (9.16)
76	IND (GBJ)	400 (51.88)	BJP	243 (31.52)	157 (20.36)	INC	52 (6.74)	76 (9.86)
77	IND (GBJ)	231 (43.26)	BJP	204 (38.2)	27 (5.06)	INC	43 (8.05)	56 (10.49)
78	IND (GBJ)	379 (58.31)	BJP	183 (28.15)	196 (30.16)	INC	28 (4.31)	60 (9.23)
79	IND (GBJ)	320 (47.76)	BJP	226 (33.73)	94 (14.03)	INC	65 (9.7)	59 (8.81)
80	IND (GBJ)	536 (63.13)	BJP	209 (24.62)	327 (38.51)	INC	37 (4.36)	67 (7.89)
81	IND (GBJ)	310 (55.56)	BJP	136 (24.37)	174 (31.19)	INC	64 (11.47)	48 (8.6)
82	IND (GBJ)	230 (48.42)	BJP	170 (35.79)	60 (12.63)	INC	36 (7.58)	39 (8.21)
83	IND (GBJ)	258 (51.09)	BJP	193 (38.22)	65 (12.87)	INC	32 (6.34)	22 (4.36)
84	IND (GBJ)	202 (48.1)	BJP	157 (37.38)	45 (10.72)	INC	38 (9.05)	23 (5.48)
85	IND (GBJ)	260 (56.16)	BJP	167 (36.07)	93 (20.09)	INC	17 (3.67)	19 (4.1)
86	IND (GBJ)	237 (50.21)	BJP	197 (41.74)	40 (8.47)	INC	23 (4.87)	15 (3.18)
87	IND (GBJ)	510 (67.37)	BJP	203 (26.82)	307 (40.55)	INC	23 (3.04)	21 (2.77)
88	IND (GBJ)	362 (66.54)	BJP	155 (28.49)	207 (38.05)	INC	5 (0.92)	22 (4.04)
89	IND (GBJ)	232 (66.1)	BJP	94 (26.78)	138 (39.32)	INC	13 (3.7)	12 (3.42)
90	IND (GBJ)	344 (62.55)	BJP	182 (33.09)	162 (29.46)	INC	13 (2.36)	11 (2)
91	IND (GBJ)	286 (61.64)	BJP	137 (29.53)	149 (32.11)	INC	24 (5.17)	17 (3.66)
92	IND (GBJ)	271 (57.91)	BJP	147 (31.41)	124 (26.5)	INC	25 (5.34)	25 (5.34)
93	BJP	109 (46.38)	IND (GBJ)	83 (35.32)	26 (11.06)	INC	29 (12.34)	14 (5.96)
94	BJP	314 (56.07)	IND (GBJ)	184 (32.86)	130 (23.21)	INC	43 (7.68)	19 (3.39)
95	IND (GBJ)	433 (61.68)	BJP	211 (30.06)	222 (31.62)	INC	34 (4.84)	24 (3.42)
96	IND (GBJ)	320 (54.51)	BJP	197 (33.56)	123 (20.95)	INC	51 (8.69)	19 (3.24)
97	IND (GBJ)	272 (56.55)	BJP	179 (37.21)	93 (19.34)	INC	10 (2.08)	20 (4.16)
98	IND (GBJ)	287 (59.42)	BJP	163 (33.75)	124 (25.67)	INC	17 (3.52)	16 (3.31)
99	IND (GBJ)	332 (69.17)	BJP	127 (26.46)	205 (42.71)	INC	6 (1.25)	15 (3.13)
100	IND (GBJ)	241 (55.66)	BJP	171 (39.49)	70 (16.17)	INC	10 (2.31)	11 (2.54)
101	IND (GBJ)	190 (44.71)	BJP	153 (36)	37 (8.71)	INC	65 (15.29)	17 (4)
102	BJP	110 (40.15)	IND (GBJ)	103 (37.59)	7 (2.56)	INC	54 (19.71)	7 (2.55)
103	IND (GBJ)	280 (61.67)	BJP	153 (33.7)	127 (27.97)	INC	6 (1.32)	15 (3.3)
104	IND (GBJ)	322 (54.03)	BJP	234 (39.26)	88 (14.77)	INC	17 (2.85)	23 (3.86)
105	IND (GBJ)	371 (56.04)	BJP	273 (41.24)	98 (14.8)	INC	6 (0.91)	12 (1.81)

Contd....

DISCLAIMER

The Terms of Use and Disclaimer of Datanet India Private Limited (hereinafter referred to as "Datanet") for use of this analysis report of **Mira Bhayandar Assembly Constituency (Mira Bhayandar Vidhan Sabha)** :-

1. **Assembly Factbook™** is a Registered Trade Mark owned by Datanet.
2. All the maps are sketched and graphical representation only and have not been drawn to the scale and also not to represent the actual geographical area or boundary of the unit.
3. The data for the aforesaid analysis is based on authentic sources and has been culled from the various publications of Census, CSO and NSSO for district and block level data, various central and state government departments, Central & State Elections Commissions and the concerned Returning Officers' releases, Electoral Rolls, Election results and allied publications, internal assessment, surveys, estimates and analysis. Therefore, certain adjustment of data at micro level may have been done to arrive closer to the macro data.
4. Data have been provided on an "As Is" and "As AVAILABLE" basis
5. The colours shown in the maps or diagram and charts of a particular party, alliance or AC are indicative and do not represent them.
6. This publication which includes maps, sheets, graphs and data would be the property under copyright of Datanet only. The user may use these for its internal study, analysis and research purposes. It's public display, re-selling or any commercial uses by the user are not allowed.
7. Datanet has taken due care and caution in compilation and processing of data and allied information, but does not guarantee the accuracy, adequacy or completeness of any information/analysis and will be not responsible for any errors or omissions or for the results obtained from the use of such information/analysis.
8. All the contents for the publication have been culled from various authentic sources and Datanet reasonably believes such sources to be reliable, but does not make any representations, express or implied as to the accuracy or fitness of use of such information. The information or contents of the information/analysis do not constitute advice and should not be relied upon in making (or refraining from making) any decision. Any reliance placed upon the information provided by Datanet is the sole responsibility and strictly at the user's risk.
9. In no event will Datanet be liable for any damages (including, without limitation, damages for loss of business projects, or loss of profits) arising in contract, tort or otherwise from the use of or inability to use any of its contents, or from any action taken (or refrained from being taken) as a result of using the analysis or any of its contents. Datanet its directors, owners, editors, officials, employees, distributor and agents or any associate will not be liable for any errors in the information contained or any consequences arising from the use of the contents of the provided information/analysis.
10. If any provision of these terms and conditions is held invalid or illegal or unenforceable for any reason by any court of competent jurisdiction, such provision shall be severed and the remainder of provisions of the terms and conditions shall continue in full force and effect as if the Term of Use had been executed with the invalid, illegal or unenforceable provision eliminated.
11. If there are any discrepancies in the information provided, please bring it to attention of Datanet for suitable rectification measures.

Buy Online This Complete Book At
Datanet India eBooks Store

www.indiastatpublications.com

or go directly at

[http://www.indiastatpublications.com/
Assembly_factbook/Maharashtra/Thane/ Mira_Bhayandar](http://www.indiastatpublications.com/Assembly_factbook/Maharashtra/Thane/Mira_Bhayandar)

 **indiastat**elections

ISBN - 978-93-86370-52-5



9 789386 370525