



Maharashtra

Assembly Factbook™

Thane Assembly Constituency



Key Electoral Data of Thane
Assembly Constituency (Vidhan Sabha)

Maharashtra

Assembly Factbook™

Thane Assembly Constituency



Thane Vidhan Sabha

Editor & Director

Dr. R.K. Thukral

Research Editor

Dr. Shafeeq Rahman

Compiled, Researched and Published by Datanet India Pvt. Ltd.

D-100, 1st Floor,

Okhla Industrial Area, Phase-I,
New Delhi- 110020.

Ph.: 91-11- 43580781-84

Email : support@indiastatpublications.com

Website : www.indiastatelections.com

Online Book Store :

www.indiastatpublications.com

Report No. : AFB/MH-148-0125

ISBN : 978-93-5313-929-2

First Edition : January, 2018

Eighth Updated Edition : January, 2025

Price : Rs.11500/-

US\$ 310

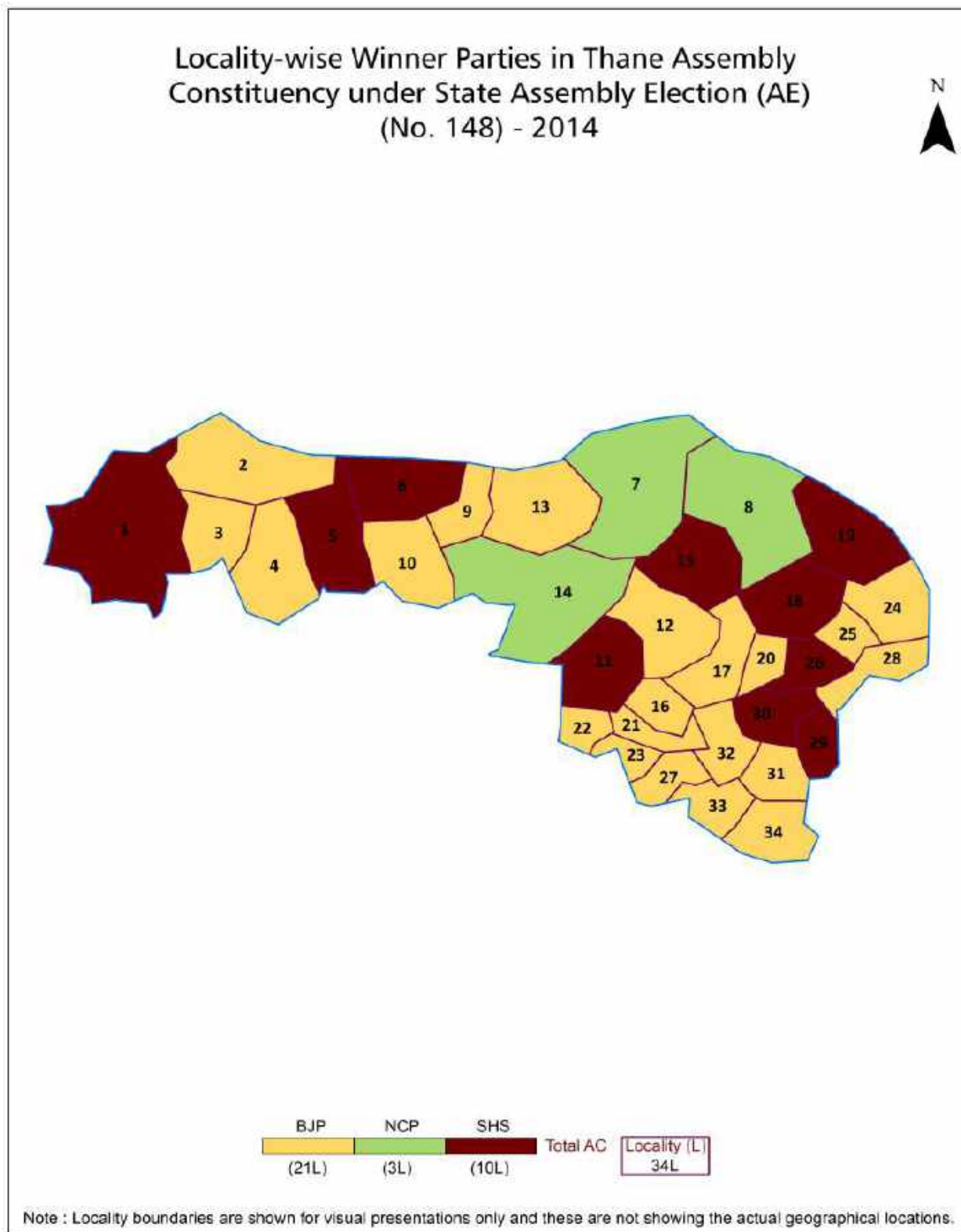
© Datanet India Pvt. Ltd.

All rights reserved. No part of this book may be reproduced, stored in a retrieval system or transmitted in any form or by any means, mechanical photocopying, photographing, scanning, recording or otherwise without the prior written permission of the publisher. Please refer to Disclaimer at page no. 199 for the use of this publication.

Printed in India

No.	Particulars	Page No.
	Introduction	
1	Assembly Constituency - (Vidhan Sabha) at a Glance Features of Assembly as per Delimitation Commission of India (2008)	1-2
	Location and Political Maps	
2	Location Map Boundaries of Assembly Constituency - (Vidhan Sabha in District Boundaries of Assembly Constituency under Parliamentary Constituency - (Lok Sabha) Locality-wise Winner Parties- 2024-PE, 2024-AE, 2019-PE, 2019-AE, 2014-PE and 2014-AE	3-10
	Administrative Setup (2011)	
3	District Sub-district Towns Villages Inhabited Villages Uninhabited Villages Village Panchayat Intermediate Panchayat	11
	Demographics (2011)	
4	Population Households Rural/Urban Population Sex Ratio (Total & 0-6 Years) Religious Population Social Population Literacy Rate	12
	Electoral Features	
5	Important Dates of Last Elections Held Electors by Gender Service Electors Voters Voters Turnout Polling Stations & Average Number of Electors per Polling Station Electors by Age Group Present Elected Representatives	13-18
	Historical Summary Election Results	
6	Vote Share of Major Parties Winning Margin (Number & Percentage Polarity of Parties Summary Result of Assembly Segment of Parliamentary Elections 2024, 2019, 2014, 2009, 2004 and 1999 Summary Result of Assembly Elections 2024, 2019, 2014, 2009, 2004, 1999, 1995, 1990, 1985, 1980, 1978, 1972, 1967 and 1962	19-40
	Polling Station Level Election Results	
7	Name and Number of Polling Station 2024-PE, 2024-AE, 2019-PE, 2019-AE, 2014-PE and 2014-AE Polling Station-wise Electors, Voters & Voters Turnout 2024-PE, 2024-AE, 2019-PE, 2019-AE, 2014-PE and 2014-AE Polling Station wise Elections Results 2024-PE, 2024-AE, 2019-PE, 2019-AE, 2014-PE & 2014-AE	41-192
	Share of Assembly Constituency	
8	Share of Assembly Constituency - (Vidhan Sabha) in State, District and Parliamentary Constituency - (Lok Sabha)	193
9	Abbreviation & Sources	196-197
10	Disclaimer	199

Location & Political Map

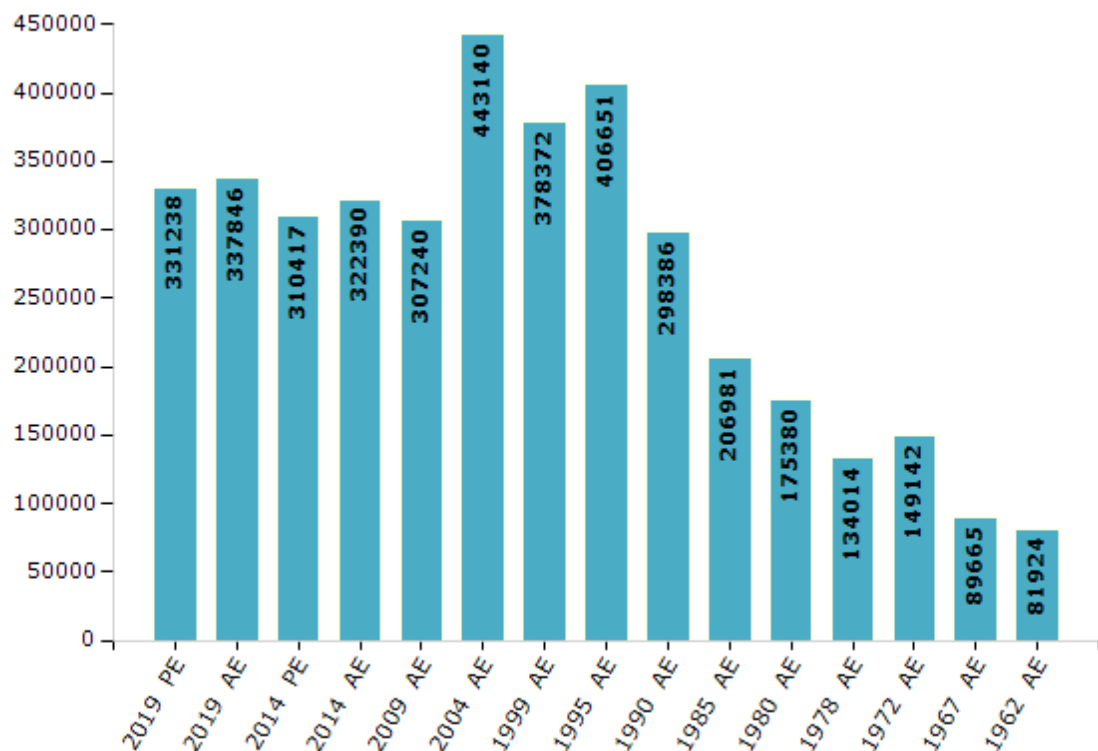


Electoral Features

Electors by Male & Female

Year	Male	Female	Others	Total	Year	Male	Female	Others	Total
2019 PE	174847	156384	7	331238	1999 AE	212646	165726	-	378372
2019 AE	178246	159593	7	337846	1995 AE	224008	182643	-	406651
2014 PE	165330	145081	6	310417	1990 AE	168837	129549	-	298386
2014 AE	171286	151098	6	322390	1985 AE	119884	87097	-	206981
2009 PE	-	-	-	-	1980 AE	96837	78543	-	175380
2009 AE	163340	143900	-	307240	1978 AE	77762	56252	-	134014
2004 PE	-	-	-	-	1972 AE	87210	61932	-	149142
2004 AE	240364	202776	-	443140	1967 AE	-	-	-	89665
1999 PE	-	-	-	-	1962 AE	-	-	-	81924

Number of Electors



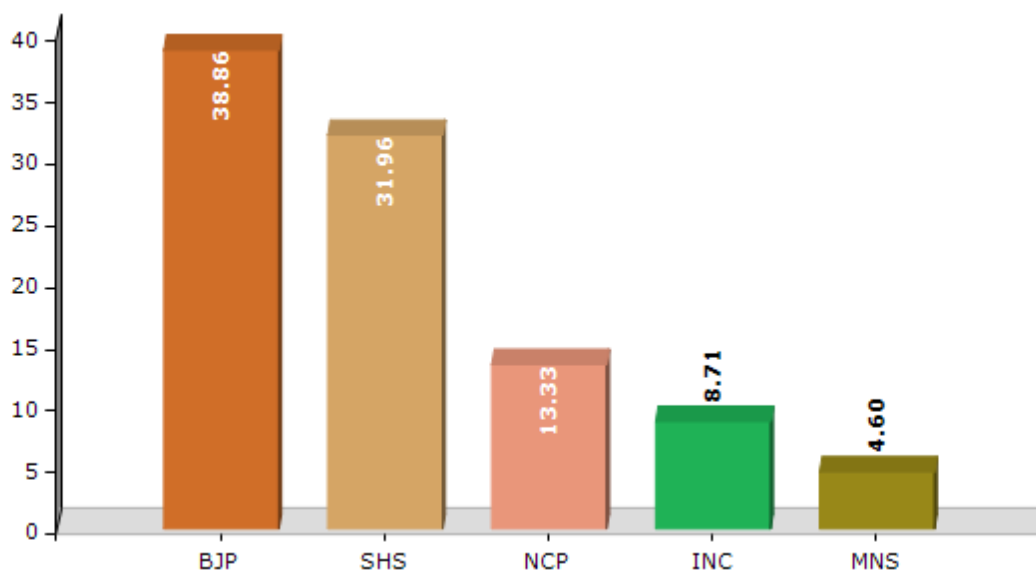
Note : AE : Assembly Election, PE : Assembly Segment of Parliamentary Election

Historical Summary Election Results

Summary Result of Assembly Election - 2014

Candidate Name	Party	Votes	Votes %
Kelkar Sanjay Mukund	BJP	70884	38.86
Ravindra Sadanand Phatak	SHS	58296	31.96
Adv.Davkhare Niranjana Vasant	NCP	24320	13.33
Pawar Narayan Shankar	INC	15883	8.71
Nilesh Harishchandra Chavan	MNS	8381	4.6
Adv.Pradnesh Chaitanya Sonawane	BSP	1329	0.73
Pradip Yashwant Gaikwad	BMUP	507	0.28
Sudam Natha Gholap	IND	276	0.15
Ansari Nazakat Ali	IND	209	0.11
Manik Babu Patil	IND	110	0.06
	NOTA	2194	1.2

Votes Percentage of Top Parties - 2014



Polling Station Level Election Results

Number and Name of Polling Stations (PS) (2019 AE)

Number of Polling Stations	Name of Polling Stations	Number of Polling Stations	Name of Polling Stations
1	T.M.C.School No.53/54, Dongaripada, Grd Flr, South Side, Room No.1, Thane (W) 400607	21	Kendriya Vidyalaya, Air Force Station, Kolshet Road, Sandoz Baug, Ground Floor South To North Side, Room No.1, Thane (W) 400607
2	T.M.C.School No.53/54, Dongaripada, Grd Flr, South Side, Room No.2, Thane (W) 400607	22	Kendriya Vidyalaya, Air Force Station, Kolshet Road, Sandoz Baug, Ground Floor South To North Side, Room No.2, Thane (W) 400607
3	T.M.C.School No.53/54, Dongaripada, Grd Flr, South Side, Room No.3, Thane (W) 400607	23	Kendriya Vidyalaya, Air Free Station, Kolshet Road, Sandoz Baug, Ground Floor West To East Side, Room No.3, Thane (W) 400607
4	T.M.C.School No.53/54, Dongaripada, Grd Flr, North Side, Room No.4, Thane (W) 400607	24	Kendriya Vidyalaya, Air Free Station, Kolshet Road, Sandoz Baug, Ground Floor South To North Side, Room No.4, Thane (W) 400607
5	T.M.C.School No.53/54, Dongaripada, Grd Flr, North Side, Room No.5, Thane (W) 400607	25	Universal High School Brahmand Phase- 6, Upper Ground 1St Floor, East To West, Room No.1, Thane (W) 400607
6	T.M.C.School No.53/54, Dongaripada, Grd Flr, North Side, Room No.6, Thane (W) 400607	26	Universal Highschool Brahmand Phase- 6, Upper Ground 1St Floor, East To West, Room No.2, Thane (W) 400607
7	T.M.C.School No.53/54, Dongaripada, 1St Flr, South Side, Room No.7, Thane (W) 400607	27	St.Xaviers Eng.High School, North Side, West To East, Room No.3, Kolshet , Thane (W) 400607
8	T.M.C.School No.53/54, Dongaripada, 1St Flr, South Side, Room No.8, Thane (W) 400607	28	Universal Highschool Brahmand Phase- 6, Upper Grd. First Floor, East To West, Room No.3, Thane (W) 400607
9	T.M.C.School No.53/54, Dongaripada, 1St Flr, South Side, Room No.9, Thane (W) 400607	29	St.Xaviers Eng.High School, North Side, West To East, Room No.4, Kolshet, Thane (W) 400607
10	T.M.C.School No.53/54, Dongaripada, 1St Flr, North Side, Room No.10, Thane (W) 400607	30	Universal Highschool Brahmand Phase- 6, (First Floor) 2Nd Floor, West Side, Room No.4, Thane (W) 400607
11	T.M.C.School No.53/54, Dongaripada, 1St Flr, North Side, Room No.11, Thane (W) 400607	31	St.Xaviers Eng.High School, North Side, First Floor, West To East, Room No.5, Kolshet, Thane (W) 400607
12	T.M.C.School No.53/54, Dongaripada, 1St Flr, North Side , Room No.12, Thane (W) 400607	32	St.Xaviers Eng.High School, North Side, First Floor, West To East, Room No.6, Kolshet, Thane (W) 400607
13	Hiranandani Foundation School, Grd Flr, North Side, Room No.1/A, Thane (W) 400607	33	Universal Highschool Brahmand Phase- 6, First Floor, West To East, Room No.5, Thane (W) 400607
14	Hiranandani Foundation School, Grd Flr, North Side, Room No.1/B, Thane (W) 400607	34	Universal Highschool Brahmand Phase- 6, First Floor, West To East, Room No.7, Thane (W) 400607
15	Hiranandani Foundation School, Grd Flr, North Side, Room No.1/ I, Thane (W) 400607	34A	Universal Highschool Brahmand Phase- 6, First Floor, West To East, Room No.7, Thane (W) 400607
16	Hiranandani Foundation School, Grd Flr, South Side, Room No.1/C, Thane (W) 400607	35	Sanket Vidhyalay, Grd Flr, Room No.1, Chitalasar, Manpada, Church Road, Ganesh Nagar, First Room From West, Thane (W) 400607
17	Hiranandani Foundation School, Grd Flr, North Side, Room No.1/D, Thane (W) 400607	36	Sanket Vidhyalay, Grd Flr, Room No.2, Chitalasar, Manpada, Church Road, Ganesh Nagar, Second Room From West, Thane (W) 400607
18	Hiranandani Foundation School, Grd Flr, North Side, Room No.1/ H, Thane (W) 400607	37	Sanket Vidhyalay, Grd Flr, Room No.3, Chitalasar, Manpada, Church Road, Ganesh Nagar, Third Room From West, Thane (W) 400607
19	Hiranandani Foundation School, Grd Flr, South Side, Room No.1/E, Thane (W) 400607	38	Sanket Vidhyalay, Grd Flr, Room No.4, Chitalasar, Manpada, Church Road, Ganesh Nagar, Fourth Room From West, Thane (W) 400607
20	Hiranandani Foundation School, Grd Flr, South Side, Room No.1/F, Thane (W) 400607	39	T.M.C.School No.113/10/64, Grd Flr, Room No.1, Opp.Manpada Ward Office West Side, Chitalasar, Manpada, Thane (W) 400607
20A	Hiranandani Foundation School, Grd Flr, South Side, Room No.1/F, Thane (W) 400607	40	T.M.C.School No.113/10/64, Grd Flr, Room No.2, Opp.Manpada Ward Office East Side, Chitalasar, Manpada, Thane (W) 400607

Contd....

Polling Station Level Election Results

Polling Station-wise Votes Secured by Overall Top Five Parties in Thane Assembly in Assembly Election (AE) under Thane Parliamentary Constituency in Maharashtra (2019)

Number of Polling Station	Winner - Kelkar Sanjay Mukund (BJP)	Runner-up - Avinash Anant Jadhav (MNS)	3rd - Eknath Ananda Jadhav (Bhau) (IND)	4th - Kedarnath Ruparam Bharti (BSP)	5th - Godbole Yogesh Vishwanath (Samir) (BAHUMP)	NOTA	Other	Total Votes Secured
34A	260	69	9	0	2	23	0	363
35	190	206	28	15	2	6	0	447
36	106	224	13	3	2	9	0	357
37	269	349	83	11	3	11	0	726
38	261	254	45	18	5	8	0	591
39	194	220	43	3	3	6	0	469
40	135	130	58	12	2	3	0	340
41	146	151	67	8	2	7	0	381
42	117	93	41	10	2	9	0	272
43	220	100	24	27	7	10	0	388
44	171	106	69	10	0	11	0	367
45	259	195	18	24	2	10	0	508
46	194	110	9	20	4	17	0	354
47	124	330	16	4	3	10	0	487
48	180	384	26	7	5	13	0	615
49	186	517	21	9	2	13	0	748
50	153	303	41	11	3	6	0	517
51	70	87	8	7	0	5	0	177
52	132	60	10	10	7	8	0	227
53	131	89	15	28	3	8	0	274
54	142	253	38	8	3	5	0	449
55	212	112	24	29	6	5	0	388
56	274	134	20	11	1	11	0	451
57	163	126	8	24	2	8	0	331
58	163	179	8	12	2	11	0	375
59	272	114	16	13	3	11	0	429
60	184	117	47	50	1	14	0	413
61	190	150	74	14	4	12	0	444
62	212	103	54	18	2	12	0	401
63	210	125	26	14	4	7	0	386
64	179	295	64	19	2	6	0	565
65	196	135	17	4	2	5	0	359
66	184	160	63	29	6	3	0	445
67	278	124	9	10	3	12	0	436
68	238	127	3	17	8	16	0	409

Contd....

Polling Station Level Election Results

Winner, Runner-up and 3rd Party Position & Winning Margin According to Polling Stations in Thane Assembly in Assembly Election (AE) under Thane Parliamentary Constituency in Maharashtra (2019)

Polling Station Number	Winner Party	Winner Votes (%)	Runner-up Party	Runner-up Votes (%)	Winning Margin Votes (%)	Third Party	Third Party Votes (%)	Other Votes (%)
69	BJP	200 (64.94)	MNS	70 (22.73)	130 (42.21)	BSP	7 (2.27)	31 (10.06)
70	BJP	541 (79.09)	MNS	102 (14.91)	439 (64.18)	IND (EAJ)	6 (0.88)	35 (5.12)
71	BJP	357 (70)	MNS	114 (22.35)	243 (47.65)	IND (EAJ)	6 (1.18)	33 (6.47)
72	BJP	518 (73.27)	MNS	135 (19.09)	383 (54.18)	IND (EAJ)	10 (1.41)	44 (6.22)
73	MNS	207 (48.03)	BJP	200 (46.4)	7 (1.63)	IND (EAJ)	10 (2.32)	14 (3.25)
74	BJP	214 (69.71)	MNS	75 (24.43)	139 (45.28)	IND (EAJ)	5 (1.63)	13 (4.23)
75	BJP	321 (70.55)	MNS	103 (22.64)	218 (47.91)	IND (EAJ)	7 (1.54)	24 (5.27)
75A	BJP	344 (76.79)	MNS	62 (13.84)	282 (62.95)	BSP	7 (1.56)	35 (7.81)
76	MNS	539 (65.33)	BJP	217 (26.3)	322 (39.03)	IND (EAJ)	38 (4.61)	31 (3.76)
77	BJP	335 (76.66)	MNS	71 (16.25)	264 (60.41)	BSP	4 (0.92)	27 (6.18)
78	BJP	303 (82.79)	MNS	37 (10.11)	266 (72.68)	IND (EAJ)	7 (1.91)	19 (5.19)
79	MNS	332 (60.04)	BJP	148 (26.76)	184 (33.28)	BSP	23 (4.16)	50 (9.04)
80	BJP	289 (51.33)	MNS	222 (39.43)	67 (11.9)	BSP	24 (4.26)	28 (4.97)
81	MNS	182 (53.53)	BJP	106 (31.18)	76 (22.35)	BSP	27 (7.94)	25 (7.35)
82	MNS	253 (53.38)	BJP	153 (32.28)	100 (21.1)	BSP	26 (5.49)	42 (8.86)
83	MNS	247 (54.77)	BJP	153 (33.92)	94 (20.85)	IND (EAJ)	25 (5.54)	26 (5.76)
84	BJP	186 (53.76)	MNS	121 (34.97)	65 (18.79)	IND (EAJ)	14 (4.05)	25 (7.23)
85	MNS	160 (47.9)	BJP	141 (42.22)	19 (5.68)	IND (EAJ)	16 (4.79)	17 (5.09)
86	MNS	149 (50)	BJP	113 (37.92)	36 (12.08)	BSP	17 (5.7)	19 (6.38)
87	BJP	372 (68.51)	MNS	128 (23.57)	244 (44.94)	IND (EAJ)	10 (1.84)	33 (6.08)
88	BJP	279 (71.17)	MNS	74 (18.88)	205 (52.29)	IND (EAJ)	10 (2.55)	29 (7.4)
89	BJP	584 (77.56)	MNS	105 (13.94)	479 (63.62)	IND (EAJ)	5 (0.66)	59 (7.84)
90	BJP	268 (57.88)	MNS	129 (27.86)	139 (30.02)	BSP	12 (2.59)	54 (11.66)
91	BJP	230 (60.85)	MNS	132 (34.92)	98 (25.93)	IND (EAJ)	5 (1.32)	11 (2.91)
92	BJP	201 (57.59)	MNS	125 (35.82)	76 (21.77)	BAHUMP	6 (1.72)	17 (4.87)
93	MNS	117 (49.79)	BJP	101 (42.98)	16 (6.81)	IND (EAJ)	5 (2.13)	12 (5.11)
94	BJP	279 (68.05)	MNS	106 (25.85)	173 (42.2)	IND (EAJ)	5 (1.22)	20 (4.88)
95	MNS	383 (61.87)	BJP	188 (30.37)	195 (31.5)	IND (EAJ)	14 (2.26)	34 (5.49)
96	MNS	259 (54.3)	BJP	167 (35.01)	92 (19.29)	IND (EAJ)	15 (3.14)	36 (7.55)
97	BJP	385 (72.23)	MNS	91 (17.07)	294 (55.16)	BAHUMP	6 (1.13)	51 (9.57)
98	BJP	216 (47.16)	MNS	215 (46.94)	1 (0.22)	IND (EAJ)	7 (1.53)	20 (4.37)
99	BJP	189 (60.19)	MNS	104 (33.12)	85 (27.07)	BSP	2 (0.64)	19 (6.05)
100	BJP	312 (68.72)	MNS	106 (23.35)	206 (45.37)	IND (EAJ)	7 (1.54)	29 (6.39)
101	BJP	216 (62.97)	MNS	99 (28.86)	117 (34.11)	IND (EAJ)	5 (1.46)	23 (6.71)
102	BJP	429 (67.24)	MNS	165 (25.86)	264 (41.38)	IND (EAJ)	14 (2.19)	30 (4.7)

Contd....

DISCLAIMER

The Terms of Use and Disclaimer of Datanet India Private Limited (hereinafter referred to as "Datanet") for use of this analysis report of **Thane Assembly Constituency (Thane Vidhan Sabha)** :-

1. **Assembly Factbook™** is a Registered Trade Mark owned by Datanet.
2. All the maps are sketched and graphical representation only and have not been drawn to the scale and also not to represent the actual geographical area or boundary of the unit.
3. The data for the aforesaid analysis is based on authentic sources and has been culled from the various publications of Census, CSO and NSSO for district and block level data, various central and state government departments, Central & State Elections Commissions and the concerned Returning Officers' releases, Electoral Rolls, Election results and allied publications, internal assessment, surveys, estimates and analysis. Therefore, certain adjustment of data at micro level may have been done to arrive closer to the macro data.
4. Data have been provided on an "As Is" and "As AVAILABLE" basis
5. The colours shown in the maps or diagram and charts of a particular party, alliance or AC are indicative and do not represent them.
6. This publication which includes maps, sheets, graphs and data would be the property under copyright of Datanet only. The user may use these for its internal study, analysis and research purposes. It's public display, re-selling or any commercial uses by the user are not allowed.
7. Datanet has taken due care and caution in compilation and processing of data and allied information, but does not guarantee the accuracy, adequacy or completeness of any information/analysis and will be not responsible for any errors or omissions or for the results obtained from the use of such information/analysis.
8. All the contents for the publication have been culled from various authentic sources and Datanet reasonably believes such sources to be reliable, but does not make any representations, express or implied as to the accuracy or fitness of use of such information. The information or contents of the information/analysis do not constitute advice and should not be relied upon in making (or refraining from making) any decision. Any reliance placed upon the information provided by Datanet is the sole responsibility and strictly at the user's risk.
9. In no event will Datanet be liable for any damages (including, without limitation, damages for loss of business projects, or loss of profits) arising in contract, tort or otherwise from the use of or inability to use any of its contents, or from any action taken (or refrained from being taken) as a result of using the analysis or any of its contents. Datanet its directors, owners, editors, officials, employees, distributor and agents or any associate will not be liable for any errors in the information contained or any consequences arising from the use of the contents of the provided information/analysis.
10. If any provision of these terms and conditions is held invalid or illegal or unenforceable for any reason by any court of competent jurisdiction, such provision shall be severed and the remainder of provisions of the terms and conditions shall continue in full force and effect as if the Term of Use had been executed with the invalid, illegal or unenforceable provision eliminated.
11. If there are any discrepancies in the information provided, please bring it to attention of Datanet for suitable rectification measures.

**Buy Online This Complete Book At
Datanet India eBooks Store**

www.indiastatpublications.com

or go directly at

**[http://www.indiastatpublications.com/
Assembly_factbook/Maharashtra/Thane/Thane](http://www.indiastatpublications.com/Assembly_factbook/Maharashtra/Thane/Thane)**

 **indiastat**elections

ISBN : 978-93-5313-929-2



9 789353 139292