



Odisha

Assembly Factbook™

Barabati -Cuttack Assembly Constituency



Key Electoral Data of Barabati -Cuttack
Assembly Constituency (Vidhan Sabha)

Odisha

Assembly Factbook™

Barabati-Cuttack Assembly Constituency



Barabati-Cuttack Vidhan Sabha

Editor & Director

Dr. R.K. Thukral

Research Editor

Dr. Shafeeq Rahman

Compiled, Researched and Published by Datanet India Pvt. Ltd.

D-100, 1st Floor,

Okhla Industrial Area, Phase-I,
New Delhi- 110020.

Ph.: 91-11- 43580781-84

Email : support@indiastatpublications.com

Website : www.indiastatelections.com

Online Book Store :

www.indiastatpublications.com

Report No. : AFB/OD-090-0125

ISBN : 978-93-5313-215-6

First Edition : January, 2018

Eighth Updated Edition : January, 2025

Price : Rs. 11500/-

US\$ 310

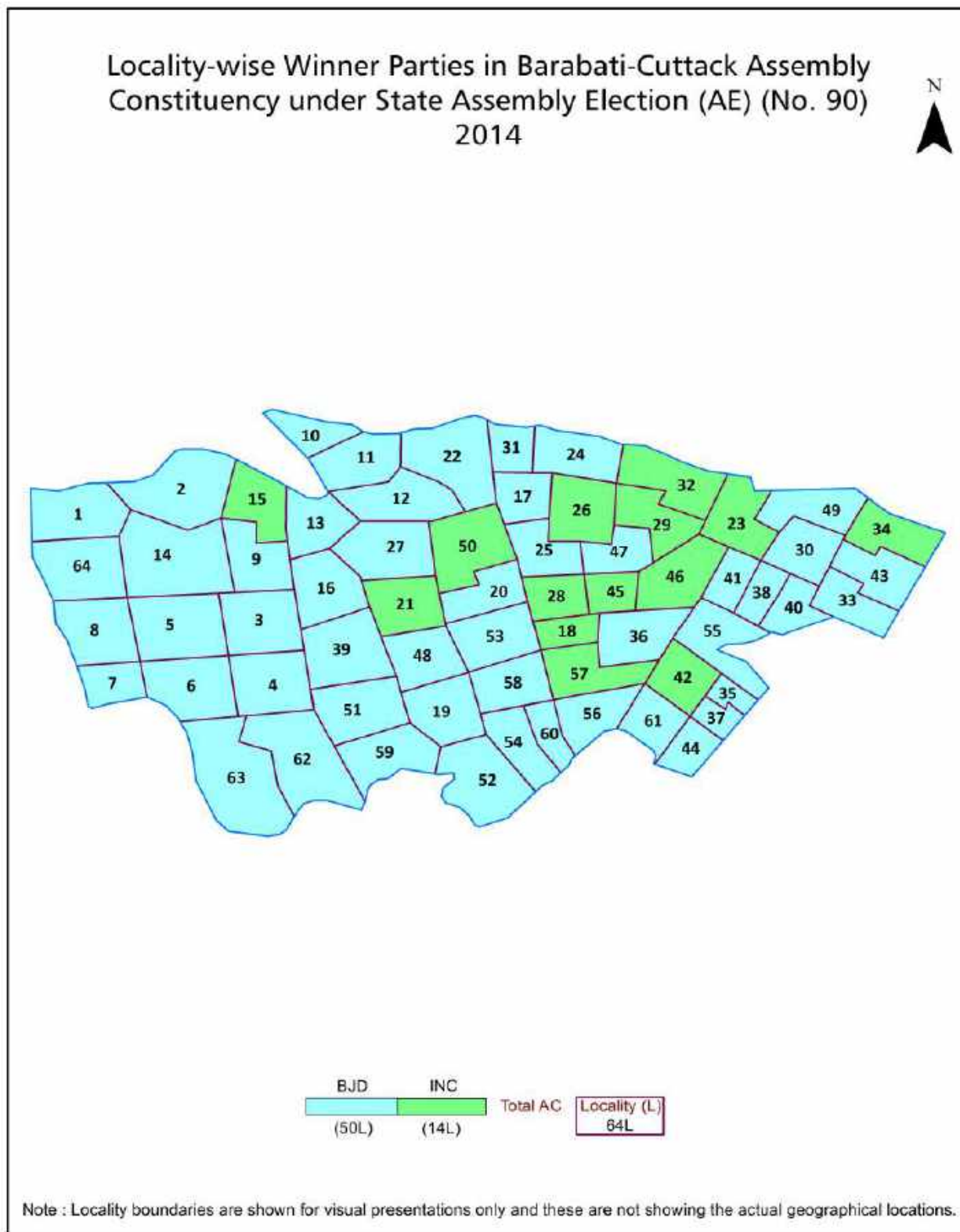
© Datanet India Pvt. Ltd.

All rights reserved. No part of this book may be reproduced, stored in a retrieval system or transmitted in any form or by any means, mechanical photocopying, photographing, scanning, recording or otherwise without the prior written permission of the publisher. Please refer to Disclaimer at page no. 168 for the use of this publication.

Printed in India

No.	Particulars	Page No.
	Introduction	
1	Assembly Constituency - (Vidhan Sabha) at a Glance Features of Assembly as per Delimitation Commission of India (2008)	1-2
	Location and Political Maps	
2	Location Map Boundaries of Assembly Constituency - (Vidhan Sabha in District Boundaries of Assembly Constituency under Parliamentary Constituency - (Lok Sabha) Locality-wise Winner Parties- 2024-PE, 2024-AE, 2019-PE, 2019-AE, 2014-PE, 2014-AE, 2009-PE and 2009-AE	3-11
	Administrative Setup (2011)	
3	District Sub-district Towns Villages Inhabited Villages Uninhabited Villages Village Panchayat Intermediate Panchayat	12
	Demographics (2011)	
4	Population Households Rural/Urban Population Sex Ratio (Total & 0-6 Years) Religious Population Social Population Literacy Rate	13
	Electoral Features	
5	Important Dates of Last Elections Held Electors by Gender Service Electors Voters Voters Turnout Polling Stations & Average Number of Electors per Polling Station Electors by Age Group Present Elected Representatives	14-19
	Historical Summary Election Results	
6	Vote Share of Major Parties Winning Margin (Number & Percentage Polarity of Parties Summary Result of Assembly Segment of Parliamentary Elections 2024, 2019, 2014, 2009, 2004 and 1999 Summary Result of Assembly Elections 2024, 2019, 2014, 2009, 2004, 2000, 1995, 1990, 1985, 1980, 1977, 1974, 1971, 1967, 1961, 1957 and 1952	20-44
	Polling Station Level Election Results	
7	Name and Number of Polling Station 2024-PE, 2024-AE, 2019-PE, 2019-AE, 2014-PE, 2014-AE, 2009-PE and 2009-AE Polling Station-wise Electors, Voters & Voters Turnout 2024-PE, 2024-AE, 2019-PE, 2019-AE, 2014-PE, 2014-AE, 2009-PE and 2009-AE Polling Station wise Elections Results 2024-PE, 2024-AE, 2019-PE, 2019-AE, 2014-PE, 2014-AE, 2009-PE and 2009-AE	45-162
	Share of Assembly Constituency	
8	Share of Assembly Constituency - (Vidhan Sabha) in State, District and Parliamentary Constituency - (Lok Sabha)	163
9	Abbreviation & Sources	165-166
10	Disclaimer	168

Location & Political Map



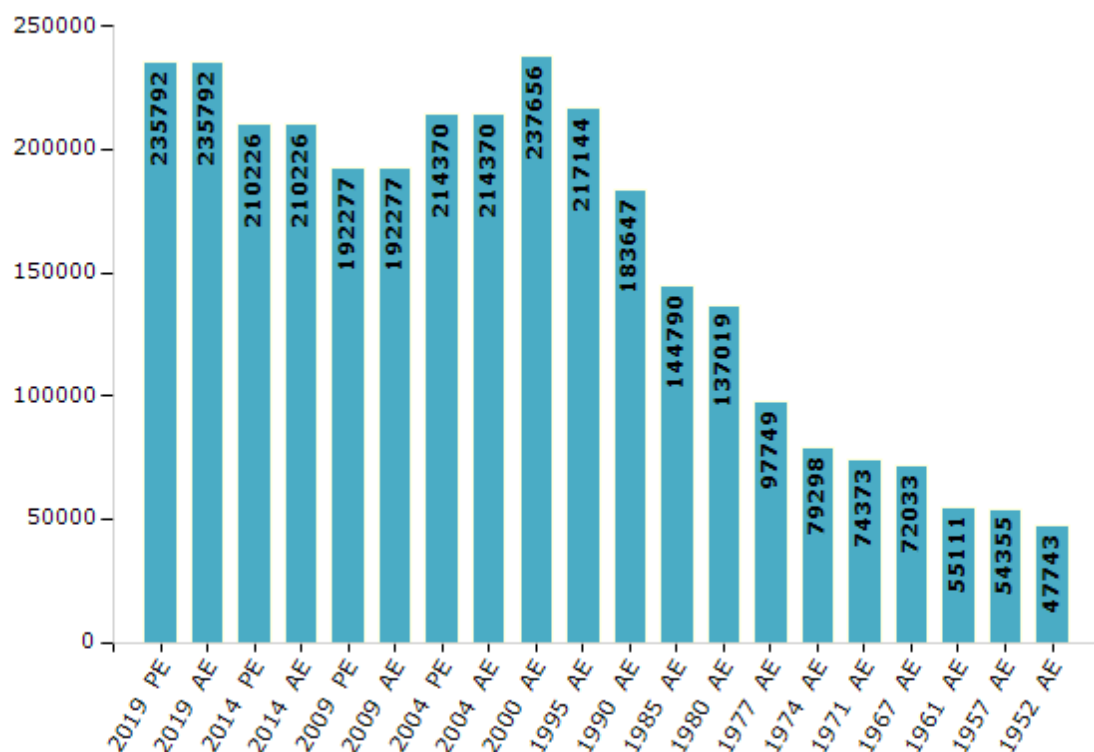
Electoral Features

Electors by Male & Female

Year	Male	Female	Others	Total
2019 PE	121371	114399	22	235792
2019 AE	121371	114399	22	235792
2014 PE	110497	99724	5	210226
2014 AE	110497	99724	5	210226
2009 PE	103600	88677	-	192277
2009 AE	103600	88677	-	192277
2004 PE	116969	97401	-	214370
2004 AE	116969	97401	-	214370
2000 AE	133819	103837	-	237656
1999 PE	-	-	-	-
1995 AE	125428	91716	-	217144

Year	Male	Female	Others	Total
1990 AE	105560	78087	-	183647
1985 AE	78317	66473	-	144790
1980 AE	83407	53612	-	137019
1977 AE	53638	44111	-	97749
1974 AE	46878	32420	-	79298
1971 AE	45064	29309	-	74373
1967 AE	72033	0	-	72033
1961 AE	55111	0	-	55111
1957 AE	54355	0	-	54355
1952 AE	-	-	-	47743

Number of Electors



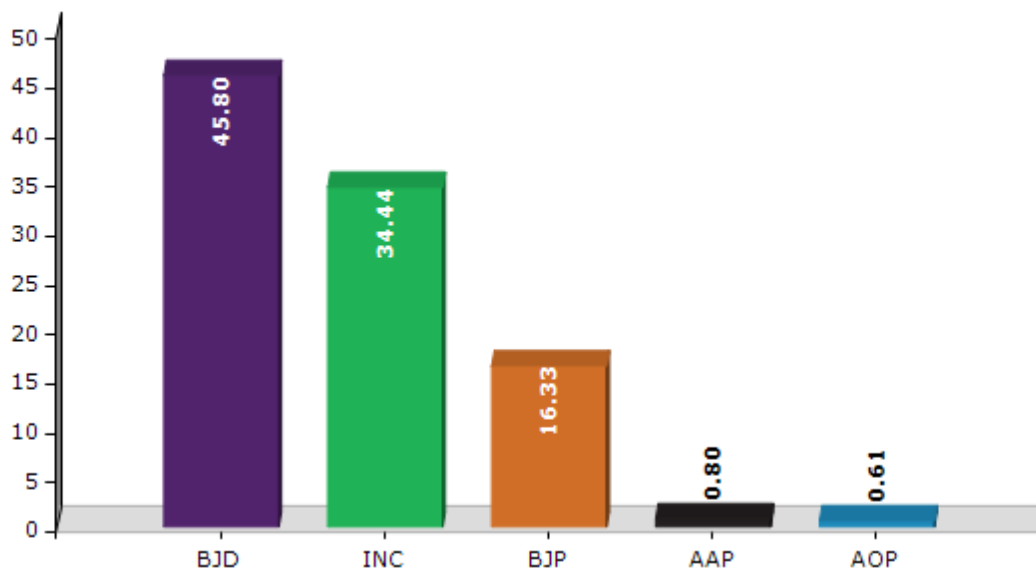
Note : AE : Assembly Election, PE : Assembly Segment of Parliamentary Election

Historical Summary Election Results

Summary Result of Assembly Election - 2014

Candidate Name	Party	Votes	Votes %
Debashish Samantaray	BJD	57633	45.8
Mohammed Moquim	INC	43335	34.44
Pradeep Swain	BJP	20552	16.33
Shaikh Muntaqem Buksh	AAP	1012	0.8
Md. Wahid Shakeel	AOP	771	0.61
Ramaraman Sarangi	IND	677	0.54
Syed Saif Ali	BSP	274	0.22
Pratap Chandra Mishra	SUCI	207	0.16
Bipin Bihari Sahoo	IND	125	0.1
	NOTA	1238	0.98

Votes Percentage of Top Parties - 2014



Polling Station Level Election Results

Number and Name of Polling Stations (PS) (2019 AE)

Number of Polling Stations	Name of Polling Stations	Number of Polling Stations	Name of Polling Stations
1	Bidanasi-1	22	C.D.A-11
2	Bidanasi-2	23	C.D.A-12
3	Bidas-3	24	C.D.A-13
4	Bidanasi-4	25	C.D.A-14
5	Bidanasi-5	26	C.D.A-15
6	Bidanasi-6	27	C.D.A-16
7	Bidanasi-7	28	Tulasipur-2
8	Bidanasi-10	29	Tulasipur-3
9	Bidanasi-8	30	Tulasipur-4
10	Bidanasi-9	31	Tulasipur-5
11	Tulasipur-1	32	Tulasipur-6
12	C.D.A-1	33	Tulasipur-7
13	C.D.A-2	34	Tulasipur-8
14	C.D.A-3	35	Tulasipur-9
15	C.D.A-4	36	Tulasipur-10
16	C.D.A-5	37	Tulasipur-11
17	C.D.A-6	38	Tulasipur-12
18	C.D.A-7	39	Tulasipur-16
19	C.D.A-8	40	Tulasipur-13
20	C.D.A-9	41	Tulasipur-14
21	C.D.A-10	42	Tulasipur-15

Contd....

Polling Station Level Election Results

Polling Station-wise Votes Secured by Overall Top Five Parties in Barabati-Cuttack Assembly in Assembly Election (AE) under Cuttack Parliamentary Constituency in Odisha (2019)

Number of Polling Station	Winner - Mohammed Moquim (INC)	Runner-up - Debashish Samantaray (BJD)	3rd - Samir Dey (BJP)	4th - Hemanta Behera (IND)	5th - Priyadarsan Pavel (SUCI(C))	NOTA	Other	Total Votes Secured
36	206	253	132	2	0	7	1	601
37	223	246	126	3	5	3	11	617
38	159	382	153	5	0	4	10	713
39	215	260	163	2	1	11	2	654
40	183	234	204	0	0	4	5	630
41	234	226	209	0	1	7	1	678
42	245	285	188	3	4	5	5	735
43	451	293	153	2	1	8	9	917
44	239	288	267	5	1	12	2	814
45	169	178	187	2	4	8	7	555
46	312	254	289	3	1	3	6	868
47	242	264	154	34	1	11	4	710
48	281	392	229	28	0	8	2	940
49	229	403	206	7	0	8	5	858
50	449	225	126	4	2	6	2	814
51	435	200	148	2	2	8	6	801
52	257	248	209	5	0	6	2	727
53	196	266	150	15	0	15	2	644
54	308	256	187	1	0	6	4	762
55	314	262	203	4	0	9	7	799
56	256	183	176	2	0	8	14	639
57	238	266	214	3	2	16	7	746
58	274	253	189	3	0	13	5	737
59	251	188	123	2	1	2	5	572
60	388	146	137	10	0	6	3	690
61	354	182	127	0	1	10	7	681
62	161	131	105	1	2	3	1	404
63	249	173	209	0	1	8	2	642
64	188	143	105	0	0	6	4	446
65	178	166	222	1	3	8	8	586
66	177	194	171	1	1	7	1	552
67	223	202	164	1	0	3	5	598
68	298	157	167	4	0	7	3	636
69	276	297	178	5	2	5	6	769
70	305	230	116	17	1	1	2	672

Contd....

Polling Station Level Election Results

Winner, Runner-up and 3rd Party Position & Winning Margin According to Polling Stations in Barabati-Cuttack Assembly in Assembly Election (AE) under Cuttack Parliamentary Constituency in Odisha (2019)

Polling Station Number	Winner Party	Winner Votes (%)	Runner-up Party	Runner-up Votes (%)	Winning Margin Votes (%)	Third Party	Third Party Votes (%)	Other Votes (%)
71	INC	275 (48.5)	BJD	212 (37.39)	63 (11.11)	BJP	75 (13.23)	5 (0.88)
72	INC	229 (36.06)	BJP	199 (31.34)	30 (4.72)	BJD	165 (25.98)	42 (6.61)
73	BJD	162 (29.51)	BJP	162 (29.51)	0 (0)	INC	126 (22.95)	99 (18.03)
74	BJP	306 (37.23)	BJD	291 (35.4)	15 (1.83)	INC	201 (24.45)	24 (2.92)
75	INC	256 (40.63)	BJD	196 (31.11)	60 (9.52)	BJP	170 (26.98)	8 (1.27)
76	INC	218 (37.72)	BJD	193 (33.39)	25 (4.33)	BJP	157 (27.16)	10 (1.73)
77	INC	609 (69.28)	BJD	210 (23.89)	399 (45.39)	BJP	46 (5.23)	14 (1.59)
78	BJD	429 (52.38)	BJP	216 (26.37)	213 (26.01)	INC	148 (18.07)	26 (3.17)
79	BJD	340 (41.21)	INC	232 (28.12)	108 (13.09)	BJP	229 (27.76)	24 (2.91)
80	BJD	361 (48.52)	BJP	164 (22.04)	197 (26.48)	INC	163 (21.91)	56 (7.53)
81	BJD	218 (36.7)	INC	210 (35.35)	8 (1.35)	BJP	151 (25.42)	15 (2.53)
82	INC	356 (48.44)	BJD	235 (31.97)	121 (16.47)	BJP	133 (18.1)	11 (1.5)
83	BJD	266 (39.52)	INC	222 (32.99)	44 (6.53)	BJP	170 (25.26)	15 (2.23)
84	BJD	241 (42.73)	INC	185 (32.8)	56 (9.93)	BJP	90 (15.96)	48 (8.51)
85	INC	193 (45.63)	BJD	156 (36.88)	37 (8.75)	BJP	62 (14.66)	12 (2.84)
86	BJD	319 (38.48)	BJP	263 (31.72)	56 (6.76)	INC	231 (27.86)	16 (1.93)
87	BJP	321 (37.11)	INC	259 (29.94)	62 (7.17)	BJD	256 (29.6)	29 (3.35)
88	INC	428 (49.37)	BJD	256 (29.53)	172 (19.84)	BJP	153 (17.65)	30 (3.46)
89	INC	656 (73.63)	BJD	194 (21.77)	462 (51.86)	BJP	28 (3.14)	13 (1.46)
90	INC	452 (70.96)	BJD	165 (25.9)	287 (45.06)	BJP	6 (0.94)	14 (2.2)
91	INC	412 (63.19)	BJD	190 (29.14)	222 (34.05)	BJP	23 (3.53)	27 (4.14)
92	INC	491 (74.96)	BJD	137 (20.92)	354 (54.04)	BJP	11 (1.68)	16 (2.44)
93	INC	272 (35.56)	BJD	253 (33.07)	19 (2.49)	BJP	227 (29.67)	13 (1.7)
94	INC	371 (60.72)	BJD	192 (31.42)	179 (29.3)	BJP	31 (5.07)	17 (2.78)
95	INC	433 (60.99)	BJD	190 (26.76)	243 (34.23)	BJP	82 (11.55)	5 (0.7)
96	INC	500 (63.21)	BJD	234 (29.58)	266 (33.63)	BJP	43 (5.44)	14 (1.77)
97	INC	373 (55.84)	BJD	212 (31.74)	161 (24.1)	BJP	76 (11.38)	7 (1.05)
98	BJD	315 (35.8)	INC	289 (32.84)	26 (2.96)	BJP	251 (28.52)	25 (2.84)
99	BJD	423 (47.05)	BJP	245 (27.25)	178 (19.8)	INC	206 (22.91)	25 (2.78)
100	INC	368 (52.72)	BJD	252 (36.1)	116 (16.62)	BJP	64 (9.17)	14 (2.01)
101	BJD	311 (37.25)	INC	255 (30.54)	56 (6.71)	BJP	253 (30.3)	16 (1.92)
102	INC	455 (57.52)	BJD	226 (28.57)	229 (28.95)	BJP	93 (11.76)	17 (2.15)
103	INC	529 (66.04)	BJD	225 (28.09)	304 (37.95)	BJP	39 (4.87)	8 (1)
104	INC	285 (38.41)	BJD	258 (34.77)	27 (3.64)	BJP	190 (25.61)	9 (1.21)
105	BJD	262 (39.16)	INC	215 (32.14)	47 (7.02)	BJP	180 (26.91)	12 (1.79)

Contd....

DISCLAIMER

The Terms of Use and Disclaimer of Datanet India Private Limited (hereinafter referred to as "Datanet") for use of this analysis report of **Barabati-Cuttack Assembly Constituency (Barabati-Cuttack Vidhan Sabha)** :-

1. **Assembly Factbook™** is a Registered Trade Mark owned by Datanet.
2. All the maps are sketched and graphical representation only and have not been drawn to the scale and also not to represent the actual geographical area or boundary of the unit.
3. The data for the aforesaid analysis is based on authentic sources and has been culled from the various publications of Census, CSO and NSSO for district and block level data, various central and state government departments, Central & State Elections Commissions and the concerned Returning Officers' releases, Electoral Rolls, Election results and allied publications, internal assessment, surveys, estimates and analysis. Therefore, certain adjustment of data at micro level may have been done to arrive closer to the macro data.
4. Data have been provided on an "As Is" and "As AVAILABLE" basis
5. The colours shown in the maps or diagram and charts of a particular party, alliance or AC are indicative and do not represent them.
6. This publication which includes maps, sheets, graphs and data would be the property under copyright of Datanet only. The user may use these for its internal study, analysis and research purposes. It's public display, re-selling or any commercial uses by the user are not allowed.
7. Datanet has taken due care and caution in compilation and processing of data and allied information, but does not guarantee the accuracy, adequacy or completeness of any information/analysis and will be not responsible for any errors or omissions or for the results obtained from the use of such information/analysis.
8. All the contents for the publication have been culled from various authentic sources and Datanet reasonably believes such sources to be reliable, but does not make any representations, express or implied as to the accuracy or fitness of use of such information. The information or contents of the information/analysis do not constitute advice and should not be relied upon in making (or refraining from making) any decision. Any reliance placed upon the information provided by Datanet is the sole responsibility and strictly at the user's risk.
9. In no event will Datanet be liable for any damages (including, without limitation, damages for loss of business projects, or loss of profits) arising in contract, tort or otherwise from the use of or inability to use any of its contents, or from any action taken (or refrained from being taken) as a result of using the analysis or any of its contents. Datanet its directors, owners, editors, officials, employees, distributor and agents or any associate will not be liable for any errors in the information contained or any consequences arising from the use of the contents of the provided information/analysis.
10. If any provision of these terms and conditions is held invalid or illegal or unenforceable for any reason by any court of competent jurisdiction, such provision shall be severed and the remainder of provisions of the terms and conditions shall continue in full force and effect as if the Term of Use had been executed with the invalid, illegal or unenforceable provision eliminated.
11. If there are any discrepancies in the information provided, please bring it to attention of Datanet for suitable rectification measures.

Buy Online This Complete Book At
Datanet India eBooks Store

[**www.indiastatpublications.com**](http://www.indiastatpublications.com)

or go directly at

[**http://www.indiastatpublications.com/
Assembly_factbook/Odisha/Cuttack/ Barabati-Cuttack**](http://www.indiastatpublications.com/Assembly_factbook/Odisha/Cuttack/Barabati-Cuttack)

 **indiastat**elections

