



Punjab

# Assembly Factbook™

Amritsar Central Assembly Constituency




Key Electoral Data of Amritsar Central  
Assembly Constituency (Vidhan Sabha)

Punjab

# Assembly Factbook™

Amritsar Central Assembly Constituency



Amritsar Central Vidhan Sabha

## **Editor & Director**

Dr. R.K. Thukral

## **Research Editor**

Dr. Shafeeq Rahman

## **Compiled, Researched and Published by Datanet India Pvt. Ltd.**

D-100, 1st Floor,

Okhla Industrial Area, Phase-I,

New Delhi- 110020.

Ph.: 91-11- 43580781-84

Email : support@indiastatpublications.com

Website : www.indiastatelections.com

## **Online Book Store :**

www.indiastatpublications.com

**Report No. :** AFB/PB-017-0125

**ISBN :** 978-93-5802-655-9

**First Edition :** January, 2018

**Eighth Updated Edition :** January, 2025

**Price :** Rs.11500/-

US\$ 310

© **Datanet India Pvt. Ltd.**

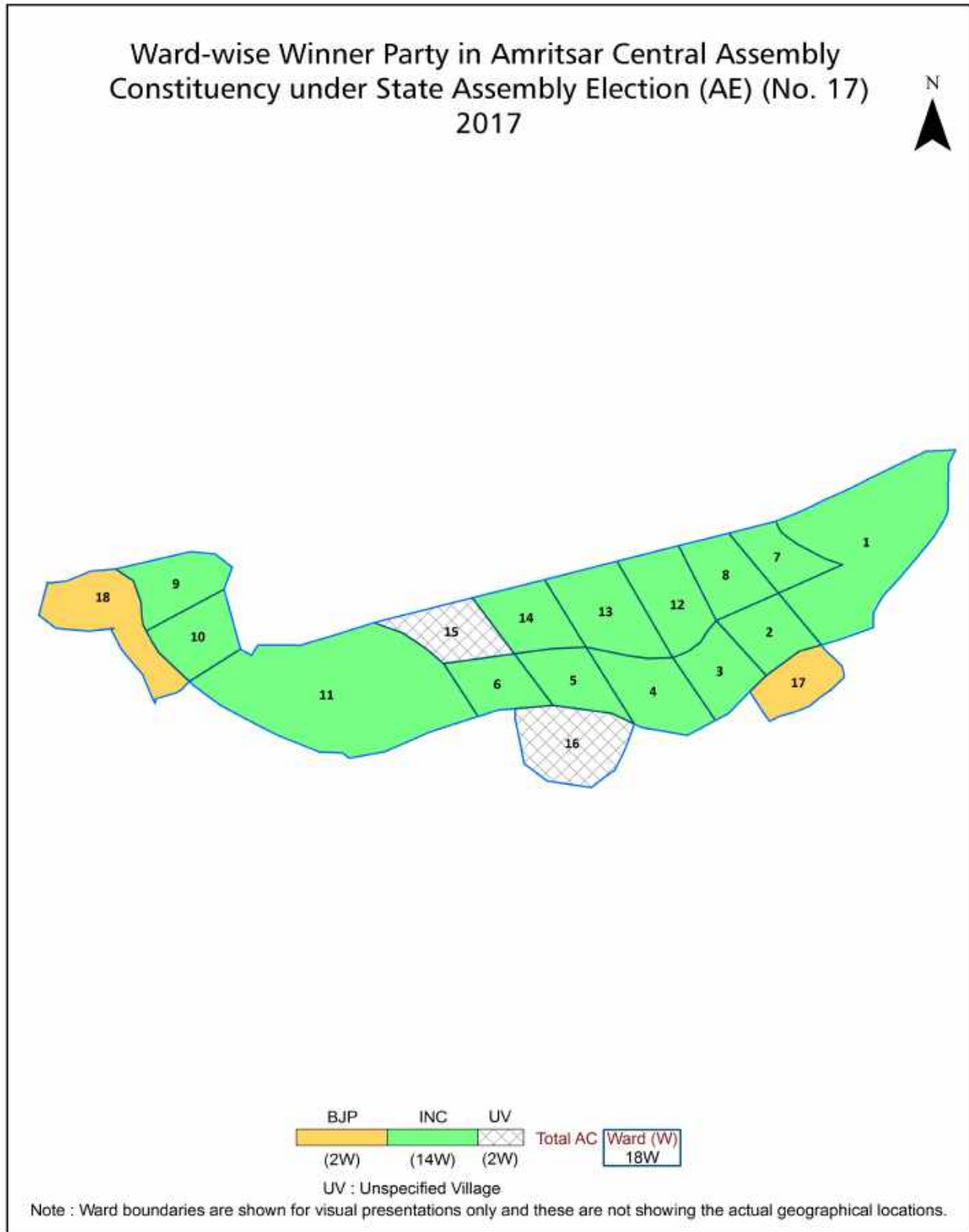
All rights reserved. No part of this book may be reproduced, stored in a retrieval system or transmitted in any form or by any means, mechanical photocopying, photographing, scanning, recording or otherwise without the prior written permission of the publisher. Please refer to Disclaimer at page no. 134 for the use of this publication.

Printed in India

# Contents

No.	Particulars	Page No.
<b>Introduction</b>		
1	Assembly Constituency - (Vidhan Sabha) at a Glance   Features of Assembly as per Delimitation Commission of India (2008)	1-2
<b>Location and Political Maps</b>		
2	Location Map   Boundaries of Assembly Constituency - (Vidhan Sabha) in District   Boundaries of Assembly Constituency under Parliamentary Constituency - (Lok Sabha)   Locality-wise Winner Parties- 2024, 2022, 2019, 2017, 2014, 2012 and 2009	3-11
<b>Administrative Setup (2011)</b>		
3	District   Sub-district   Towns   Villages   Inhabited Villages   Uninhabited Villages   Village Panchayat   Intermediate Panchayat	12
<b>Demographics (2011)</b>		
4	Population   Households   Rural/Urban Population   Sex Ratio (Total & 0-6 Years)   Religious Population   Social Population   Literacy Rate	13
<b>Electoral Features</b>		
5	Important Dates of Last Elections Held   Electors by Gender   Service Electors   Voters   Voters Turnout   Polling Stations & Average Number of Electors per Polling Station   Electors by Age Group   Present Elected Representatives	14-19
<b>Historical Summary Election Results</b>		
6	Vote Share of Major Parties   Winning Margin (Number & Percentage)   Polarity of Parties   Summary Result of Assembly Segment of Parliamentary Elections 2024, 2019, 2014, 2009, 2004 and 1999   Summary Result of Assembly Elections 2022, 2017, 2012, 2007, 2002, 1997, 1992, 1985, 1980, 1977, 1972, 1969, 1967 and 1952	20-43
<b>Polling Station Level Election Results</b>		
7	Name and Number of Polling Station 2024, 2022, 2019, 2017, 2014, 2012 and 2009   Polling Station-wise Electors, Voters & Voters Turnout 2024, 2022, 2019, 2017, 2014, 2012 and 2009   Polling Station wise Elections Results 2024, 2022, 2019, 2017, 2014, 2012 and 2009	44-131
<b>Share of Assembly Constituency</b>		
8	Share of Assembly Constituency - (Vidhan Sabha) in State, District and Parliamentary Constituency - (Lok Sabha)	132
9	<b>Abbreviation &amp; Sources</b>	133
10	<b>Disclaimer</b>	134

Location & Political Map

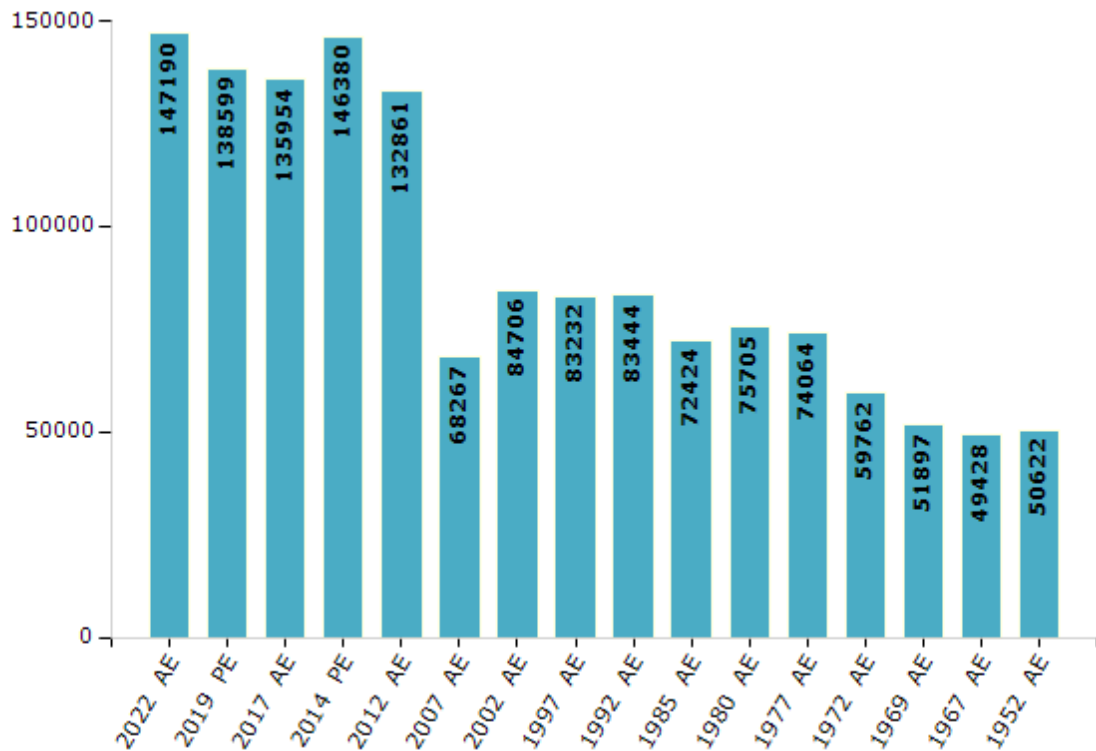


## Electoral Features

### Electors by Male & Female

Year	Male	Female	Others	Total	Year	Male	Female	Others	Total
2022 AE	78071	69106	13	147190	1992 AE	45047	38397	-	83444
2019 PE	74282	64308	9	138599	1985 AE	38768	33656	-	72424
2017 AE	72981	62966	7	135954	1980 AE	40427	35278	-	75705
2014 PE	77929	68448	3	146380	1977 AE	41700	32364	-	74064
2012 AE	70801	62057	3	132861	1972 AE	32729	27033	-	59762
2009 PE	-	-	-	-	1969 AE	29355	22542	-	51897
2007 AE	35780	32487	-	68267	1967 AE	-	-	-	49428
2004 PE	-	-	-	-	1962 AE	-	-	-	-
2002 AE	45432	39274	-	84706	1957 AE	-	-	-	-
1999 PE	-	-	-	-	1952 AE	-	-	-	50622
1997 AE	44610	38622	-	83232					

Number of Electors



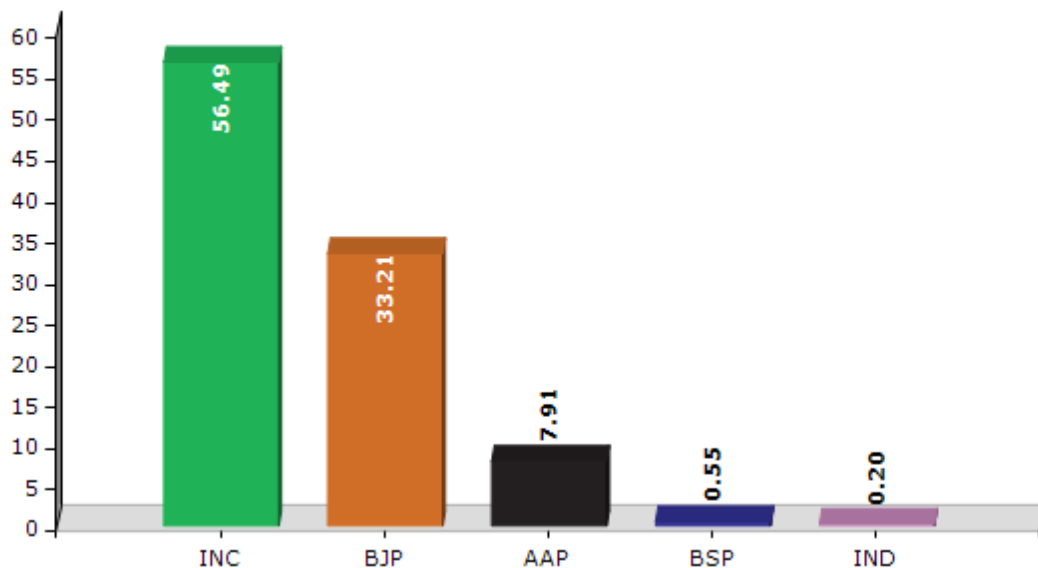
Note : AE : Assembly Election, PE : Assembly Segment of Parliamentary Election

## Historical Summary Election Results

### Summary Result of Assembly Election - 2017

Candidate Name	Party	Votes	Votes %
Om Parkash Soni	INC	51242	56.49
Tarun Chugh	BJP	30126	33.21
Ajay Gupta	AAP	7171	7.91
Rajesh Kumar	BSP	500	0.55
Avtar Singh	IND	182	0.2
Sikander	IND	164	0.18
Ashok Kumar	DEMSWP	162	0.18
Keshav Kohli	APPA	134	0.15
Om Parkash	IND	108	0.12
	NOTA	919	1.01

Votes Percentage of Top Parties - 2017



## Polling Station Level Election Results

### Number and Name of Polling Stations (PS) (2022)

Number of Polling Stations	Name of Polling Stations	Number of Polling Stations	Name of Polling Stations
1	Govt. Arts & Crafts Teacher Training Institute, Hall Bazar, Amritsar	22	Daya Nand Industrial Training Institute, Amritsar
2	Govt. Arts & Crafts Teacher Training Institute, Hall Bazar, Amritsar	23	D.A.V. College Amritsar
3	Govt. Arts & Crafts Teacher Training Institute, Hall Bazar, Amritsar	24	D.A.V. College Amritsar
4	Govt. Arts & Crafts Teacher Training Institute, Hall Bazar, Amritsar	25	D.A.V. College Amritsar
5	Govt. Arts & Crafts Teacher Training Institute, Hall Bazar, Amritsar	26	Govt. Elementary School, Hathi Gate, Amritsar
6	Govt. Arts & Crafts Teacher Training Institute, Hall Bazar, Amritsar	27	D.A.V. Senior Secondary School, Hathi Gate Amritsar
7	B.K. Senior Secondary School, Ghee Mandi, Amritsar	28	D.A.V. Senior Secondary School, Hathi Gate Amritsar
8	B.K. Senior Secondary School, Ghee Mandi, Amritsar	29	D.A.V. Senior Secondary School, Hathi Gate Amritsar
9	B.K. Senior Secondary School, Ghee Mandi, Amritsar	30	A.N. Public School, Shastri Market, Amritsar
10	B.K. Senior Secondary School, Ghee Mandi, Amritsar	31	A.N. Public School, Shastri Market, Amritsar
11	Govt. Elementary School, Katra Jalianwala, Amritsar	32	A.N. Public School, Shastri Market, Amritsar
12	Govt. Elementary School, Katra Jalianwala, Amritsar	33	Arya Girls Senior Secondary School, Lohgarh, Amritsar
13	Govt. Elementary School, Katra Jalianwala, Amritsar	34	Arya Girls Senior Secondary School, Lohgarh, Amritsar
14	Pujya Sri Sohan Lal Jain High School, Galiara Sri Harimandir Sahib, Bazar Kathian, Amritsar	35	Arya Girls Senior Secondary School, Lohgarh, Amritsar
15	Bbk Dav Senior Secondary School, Katra Maha Singh, Amritsar	36	Arya Girls Senior Secondary School, Lohgarh, Amritsar
16	Bbk Dav Senior Secondary School, Katra Maha Singh, Amritsar	37	Tagore Model School, Inside Lohgarh, Amritsar
17	Vedic Girls Senior Secondary School, Bazar Pachham Wala, Amritsar	38	Tagore Model School, Inside Lohgarh, Amritsar
18	Vedic Girls Senior Secondary School, Bazar Pachham Wala, Amritsar	39	Dav Girls Senior Secondary School, Lohgarh, Amritsar
19	Vedic Girls Senior Secondary School, Bazar Pachham Wala, Amritsar	40	Govt. Industrial Training Institute (Women), Outside Beri Gate, Amritsar
20	Daya Nand Industrial Training Institute, Amritsar	41	Govt. Industrial Training Institute (Women), Outside Beri Gate, Amritsar
21	Daya Nand Industrial Training Institute, Amritsar	42	Govt. Industrial Training Institute (Women), Outside Beri Gate, Amritsar

Contd....



## Polling Station Level Election Results

### Polling Station-wise Votes Secured by Overall Top Five Parties in Amritsar Central Assembly in Assembly Election (AE) under Amritsar Parliamentary Constituency in Punjab (2022)

Number of Polling Station	Winner - Ajay Gupta (AAP)	Runner-up - Om Parkash Soni (INC)	3rd - Dr. Ram Chawla (BJP)	4th - Dalvir Kaur (BSP)	5th - Ramesh Chand @ Mahant Rameshanand (APNJBP)	NOTA	Other	Total Votes Secured
36	161	98	192	0	11	0	2	464
37	190	185	137	2	0	2	1	517
38	256	146	137	15	3	3	1	561
39	109	54	104	3	1	1	1	273
40	132	96	92	0	3	1	0	324
41	340	182	100	80	4	3	3	712
42	310	161	51	161	37	6	3	729
43	158	232	116	61	1	6	1	575
44	210	227	83	42	8	2	1	573
45	203	278	160	13	5	6	1	666
46	160	446	33	102	1	0	3	745
47	282	236	56	161	3	7	0	745
48	218	146	165	5	5	3	0	542
49	221	183	170	7	1	3	4	589
50	357	331	127	19	4	2	1	841
51	179	246	145	85	5	5	0	665
52	234	166	144	4	4	1	1	554
53	160	197	136	3	8	5	0	509
54	255	138	122	1	2	10	1	529
55	307	175	145	5	2	5	2	641
56	241	234	123	4	3	2	3	610
57	228	147	135	4	9	6	2	531
58	200	176	148	3	2	3	3	535
59	230	111	151	4	5	2	2	505
60	303	63	59	9	2	10	2	448
61	268	126	127	19	14	5	0	559
62	317	183	156	2	30	5	1	694
63	312	150	208	11	28	3	3	715
64	322	224	139	16	3	4	14	722
65	362	204	152	17	4	1	0	740
66	125	52	34	3	2	0	0	216
67	223	128	116	3	1	2	2	475
68	374	162	73	22	1	2	6	640
69	262	145	170	9	8	6	1	601
70	180	74	74	8	4	2	3	345

Contd....

## Polling Station Level Election Results

### Winner, Runner-up and 3rd Party Position & Winning Margin According to Polling Stations in Amritsar Central Assembly in Assembly Election (AE) under Amritsar Parliamentary Constituency in Punjab (2022)

Polling Station Number	Winner Party	Winner Votes (%)	Runner-up Party	Runner-up Votes (%)	Winning Margin Votes (%)	Third Party	Third Party Votes (%)	Other Votes (%)
71	AAP	177 (46.21)	BJP	102 (26.63)	75 (19.58)	INC	98 (25.59)	6 (1.57)
72	AAP	404 (59.76)	BJP	144 (21.3)	260 (38.46)	INC	102 (15.09)	26 (3.85)
73	AAP	237 (38.73)	BJP	196 (32.03)	41 (6.7)	INC	136 (22.22)	43 (7.03)
74	INC	280 (36.75)	AAP	273 (35.83)	7 (0.92)	BJP	168 (22.05)	41 (5.38)
75	AAP	215 (43)	INC	133 (26.6)	82 (16.4)	BJP	131 (26.2)	21 (4.2)
76	AAP	256 (42.45)	INC	173 (28.69)	83 (13.76)	BJP	157 (26.04)	17 (2.82)
77	AAP	107 (50.23)	INC	52 (24.41)	55 (25.82)	BJP	43 (20.19)	11 (5.16)
78	AAP	132 (53.66)	INC	59 (23.98)	73 (29.68)	BJP	29 (11.79)	26 (10.57)
79	INC	1 (50)	BJP	1 (50)	0 (0)	AAP	0 (0)	0 (0)
80	AAP	244 (45.35)	INC	167 (31.04)	77 (14.31)	BJP	83 (15.43)	44 (8.18)
81	AAP	287 (52.09)	INC	118 (21.42)	169 (30.67)	BJP	117 (21.23)	29 (5.26)
82	AAP	353 (51.91)	INC	207 (30.44)	146 (21.47)	BJP	78 (11.47)	42 (6.18)
83	AAP	406 (53.92)	INC	206 (27.36)	200 (26.56)	BJP	104 (13.81)	37 (4.91)
84	AAP	298 (51.92)	INC	198 (34.49)	100 (17.43)	BJP	50 (8.71)	28 (4.88)
85	AAP	264 (61.25)	INC	96 (22.27)	168 (38.98)	BJP	42 (9.74)	29 (6.73)
86	AAP	115 (55.83)	INC	48 (23.3)	67 (32.53)	BJP	24 (11.65)	19 (9.22)
87	AAP	411 (66.29)	BJP	100 (16.13)	311 (50.16)	INC	85 (13.71)	24 (3.87)
88	AAP	429 (65.8)	INC	109 (16.72)	320 (49.08)	BJP	72 (11.04)	42 (6.44)
89	AAP	83 (48.82)	INC	63 (37.06)	20 (11.76)	BJP	9 (5.29)	15 (8.82)
89A	AAP	376 (59.87)	INC	145 (23.09)	231 (36.78)	BJP	75 (11.94)	32 (5.1)
90	AAP	420 (66.77)	INC	112 (17.81)	308 (48.96)	BJP	59 (9.38)	38 (6.04)
91	AAP	219 (49.77)	INC	120 (27.27)	99 (22.5)	BJP	89 (20.23)	12 (2.73)
92	AAP	237 (58.96)	INC	95 (23.63)	142 (35.33)	BJP	58 (14.43)	12 (2.99)
93	AAP	247 (56.26)	INC	119 (27.11)	128 (29.15)	BJP	50 (11.39)	23 (5.24)
94	AAP	422 (62.15)	INC	152 (22.39)	270 (39.76)	BJP	55 (8.1)	50 (7.36)
95	AAP	315 (59.1)	INC	135 (25.33)	180 (33.77)	BSP	35 (6.57)	48 (9.01)
96	AAP	382 (52.62)	INC	233 (32.09)	149 (20.53)	BJP	81 (11.16)	30 (4.13)
97	INC	189 (41.81)	AAP	184 (40.71)	5 (1.1)	BJP	61 (13.5)	18 (3.98)
98	AAP	258 (52.12)	INC	117 (23.64)	141 (28.48)	BJP	75 (15.15)	45 (9.09)
99	AAP	322 (54.48)	INC	165 (27.92)	157 (26.56)	BSP	68 (11.51)	36 (6.09)
100	AAP	346 (54.66)	INC	205 (32.39)	141 (22.27)	BJP	54 (8.53)	28 (4.42)
101	AAP	421 (57.12)	INC	188 (25.51)	233 (31.61)	BJP	57 (7.73)	71 (9.63)
102	AAP	310 (60.55)	INC	137 (26.76)	173 (33.79)	BJP	32 (6.25)	33 (6.45)
103	AAP	377 (61.4)	INC	136 (22.15)	241 (39.25)	BJP	55 (8.96)	46 (7.49)
104	AAP	331 (65.16)	INC	91 (17.91)	240 (47.25)	BSP	41 (8.07)	45 (8.86)

Contd....

## DISCLAIMER

The Terms of Use and Disclaimer of Datanet India Private Limited (hereinafter referred to as "Datanet") for use of this analysis report of **Amritsar Central Assembly Constituency (Amritsar Central Vidhan Sabha)** :-

1. **Assembly Factbook™** is a Registered Trade Mark owned by Datanet.
2. All the maps are sketched and graphical representation only and have not been drawn to the scale and also not to represent the actual geographical area or boundary of the unit.
3. The data for the aforesaid analysis is based on authentic sources and has been culled from the various publications of Census, CSO and NSSO for district and block level data, various central and state government departments, Central & State Elections Commissions and the concerned Returning Officers' releases, Electoral Rolls, Election results and allied publications, internal assessment, surveys, estimates and analysis. Therefore, certain adjustment of data at micro level may have been done to arrive closer to the macro data.
4. Data have been provided on an "As Is" and "As AVAILABLE" basis
5. The colours shown in the maps or diagram and charts of a particular party, alliance or AC are indicative and do not represent them.
6. This publication which includes maps, sheets, graphs and data would be the property under copyright of Datanet only. The user may use these for its internal study, analysis and research purposes. It's public display, re-selling or any commercial uses by the user are not allowed.
7. Datanet has taken due care and caution in compilation and processing of data and allied information, but does not guarantee the accuracy, adequacy or completeness of any information/analysis and will be not responsible for any errors or omissions or for the results obtained from the use of such information/analysis.
8. All the contents for the publication have been culled from various authentic sources and Datanet reasonably believes such sources to be reliable, but does not make any representations, express or implied as to the accuracy or fitness of use of such information. The information or contents of the information/analysis do not constitute advice and should not be relied upon in making (or refraining from making) any decision. Any reliance placed upon the information provided by Datanet is the sole responsibility and strictly at the user's risk.
9. In no event will Datanet be liable for any damages (including, without limitation, damages for loss of business projects, or loss of profits) arising in contract, tort or otherwise from the use of or inability to use any of its contents, or from any action taken (or refrained from being taken) as a result of using the analysis or any of its contents. Datanet its directors, owners, editors, officials, employees, distributor and agents or any associate will not be liable for any errors in the information contained or any consequences arising from the use of the contents of the provided information/analysis.
10. If any provision of these terms and conditions is held invalid or illegal or unenforceable for any reason by any court of competent jurisdiction, such provision shall be severed and the remainder of provisions of the terms and conditions shall continue in full force and effect as if the Term of Use had been executed with the invalid, illegal or unenforceable provision eliminated.
11. If there are any discrepancies in the information provided, please bring it to attention of Datanet for suitable rectification measures.

**Buy Online This Complete Book At  
Datanet India eBooks Store**

**[www.indiastatpublications.com](http://www.indiastatpublications.com)**

**or go directly at**

**[http://www.indiastatpublications.com/  
Assembly\\_factbook/Punjab/Amritsar/ Amritsar\\_Central](http://www.indiastatpublications.com/Assembly_factbook/Punjab/Amritsar/Amritsar_Central)**



**i** indiastat **elections**

ISBN : 978-93-5802-655-9



9 789358 026559