



Punjab

# Assembly Factbook™

Amritsar East Assembly Constituency

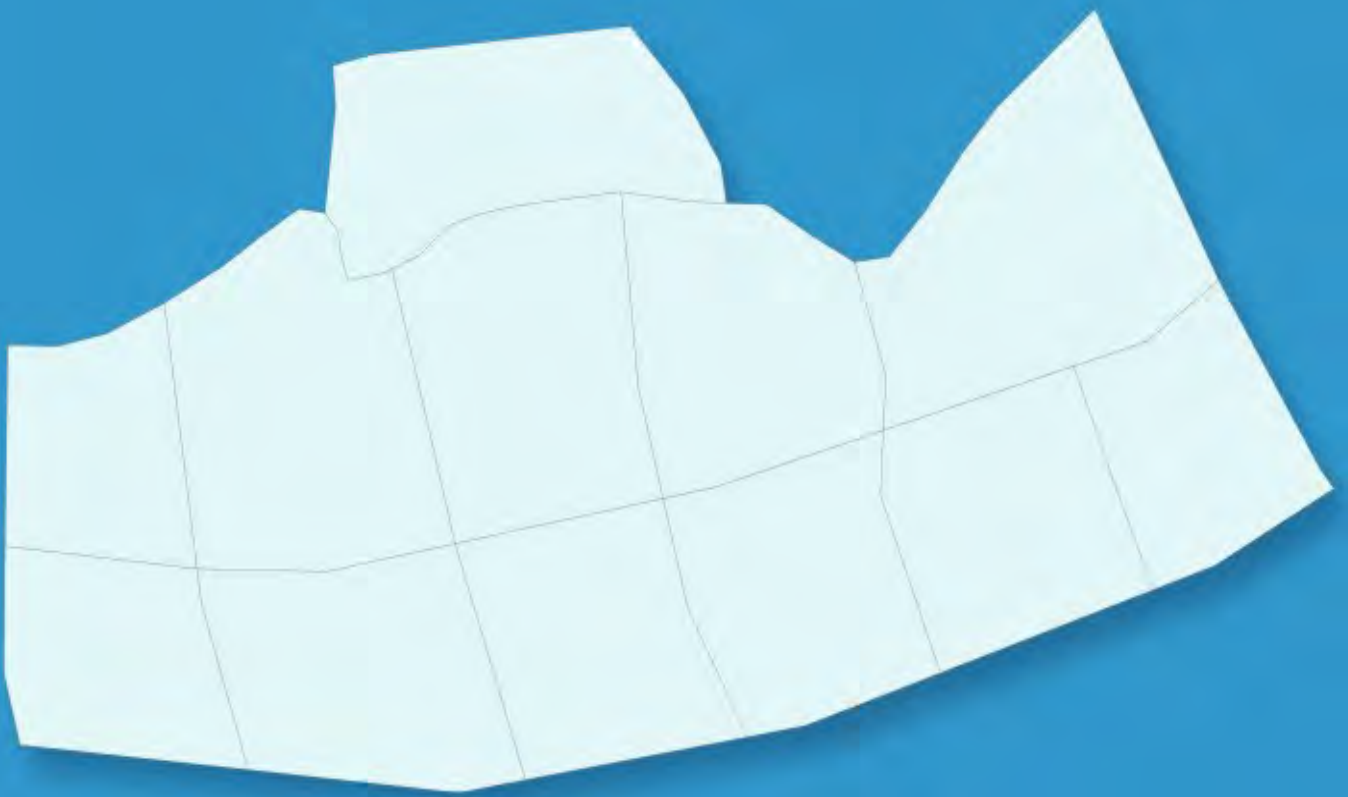


Key Electoral Data of Amritsar East  
Assembly Constituency (Vidhan Sabha)

Punjab

# Assembly Factbook™

Amritsar East Assembly Constituency



Amritsar East Vidhan Sabha

## **Editor & Director**

Dr. R.K. Thukral

## **Research Editor**

Dr. Shafeeq Rahman

## **Compiled, Researched and Published by Datanet India Pvt. Ltd.**

D-100, 1st Floor,

Okhla Industrial Area, Phase-I,

New Delhi- 110020.

Ph.: 91-11- 43580781-84

Email : support@indiastatpublications.com

Website : www.indiastatelections.com

## **Online Book Store :**

www.indiastatpublications.com

**Report No. :** AFB/PB-018-0123

**ISBN :** 978-93-5802-681-8

**First Edition :** January, 2018

**Sixth Updated Edition :** January, 2023

**Price :** Rs.11500/-

US\$ 310

© **Datanet India Pvt. Ltd.**

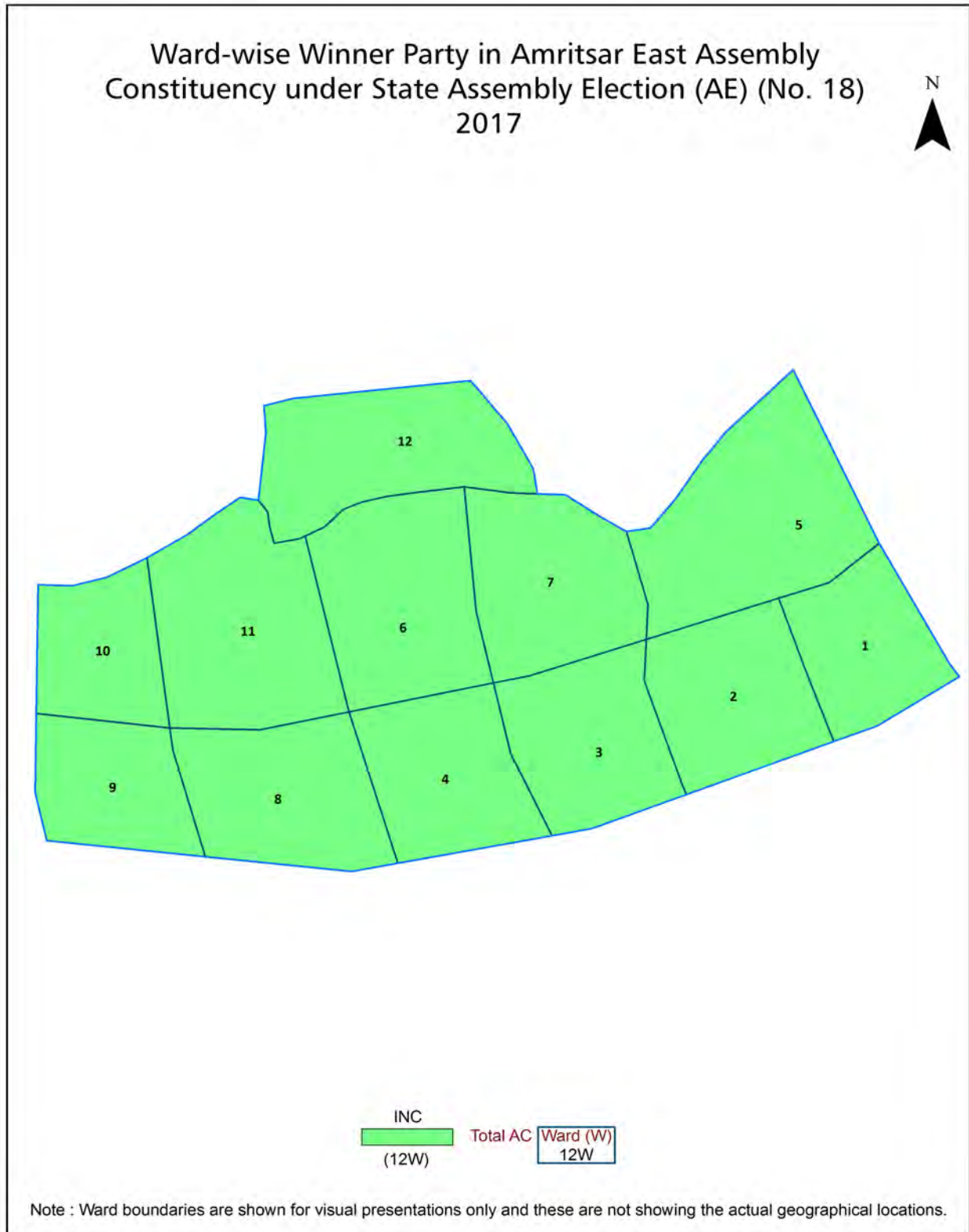
All rights reserved. No part of this book may be reproduced, stored in a retrieval system or transmitted in any form or by any means, mechanical photocopying, photographing, scanning, recording or otherwise without the prior written permission of the publisher. Please refer to Disclaimer at page no. 132 for the use of this publication.

Printed in India

# Contents

No.	Particulars	Page No.
	<b>Introduction</b>	
1	Assembly Constituency - (Vidhan Sabha) at a Glance   Features of Assembly as per Delimitation Commission of India (2008)	1-2
	<b>Location and Political Maps</b>	
2	Location Map   Boundaries of Assembly Constituency - (Vidhan Sabha) in District   Boundaries of Assembly Constituency under Parliamentary Constituency - (Lok Sabha)   Locality-wise Winner Parties- 2022, 2019, 2017, 2014, 2012 and 2009	3-11
	<b>Administrative Setup (2011)</b>	
3	District   Sub-district   Towns   Villages   Inhabited Villages   Uninhabited Villages   Village Panchayat   Intermediate Panchayat	12
	<b>Demographics (2011)</b>	
4	Population   Households   Rural/Urban Population   Sex Ratio (Total & 0-6 Years)   Religious Population   Social Population   Literacy Rate	13
	<b>Electoral Features</b>	
5	Important Dates of Last Elections Held   Electors by Gender   Service Electors   Voters   Voters Turnout   Polling Stations & Average Number of Electors per Polling Station   Electors by Age Group   Present Elected Representatives	14-19
	<b>Historical Summary Election Results</b>	
6	Vote Share of Major Parties   Winning Margin (Number & Percentage)   Polarity of Parties   Summary Result of Assembly Segment of Parliamentary Elections 2019, 2014 and 2009   Summary Result of Assembly Elections 2022, 2017 and 2012	20-30
	<b>Polling Station Level Election Results</b>	
7	Name and Number of Polling Station 2022, 2019, 2017, 2014, 2012 and 2009   Polling Station-wise Electors, Voters & Voters Turnout 2022, 2019, 2017, 2014, 2012 and 2009   Polling Station wise Elections Results 2022, 2019, 2017, 2014, 2012 and 2009	31-129
	<b>Share of Assembly Constituency</b>	
8	Share of Assembly Constituency - (Vidhan Sabha) in State, District and Parliamentary Constituency - (Lok Sabha)	130
9	<b>Abbreviation &amp; Sources</b>	131
10	<b>Disclaimer</b>	132

Location & Political Map

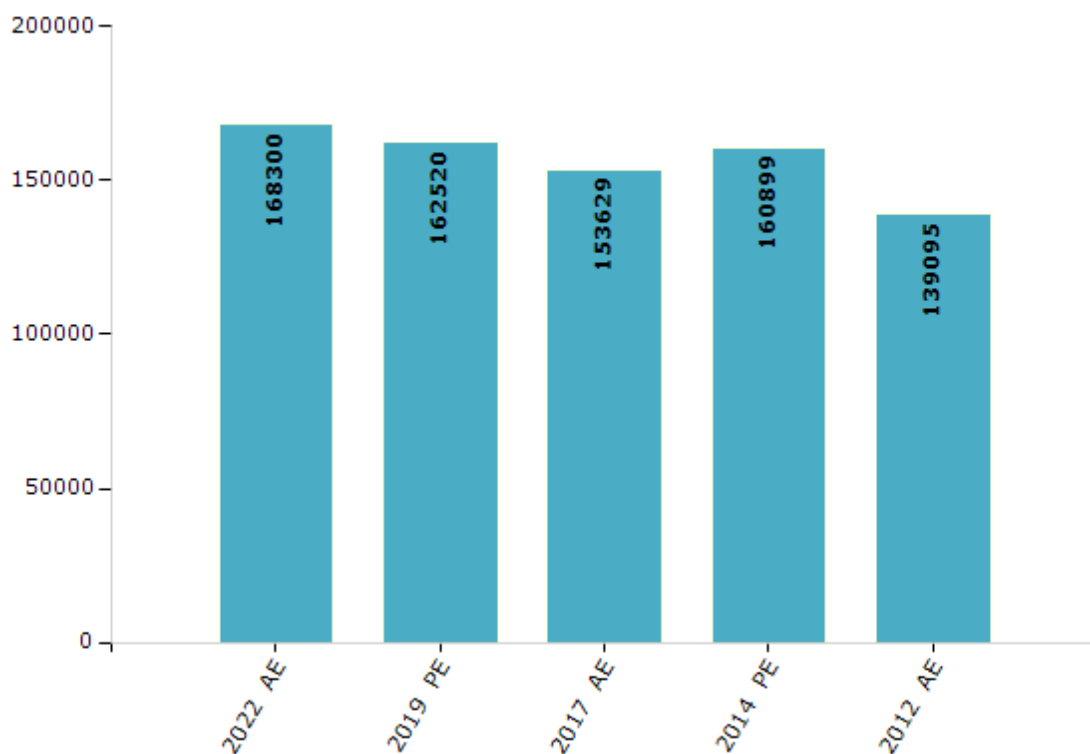


## Electoral Features

### Electors by Male & Female

Year	Male	Female	Others	Total	Year	Male	Female	Others	Total
2022 AE	89317	78982	1	168300	1992 AE	-	-	-	-
2019 PE	86669	75850	1	162520	1985 AE	-	-	-	-
2017 AE	81972	71657	0	153629	1980 AE	-	-	-	-
2014 PE	85320	75577	2	160899	1977 AE	-	-	-	-
2012 AE	74042	65053	0	139095	1972 AE	-	-	-	-
2009 PE	-	-	-	-	1969 AE	-	-	-	-
2007 AE	-	-	-	-	1967 AE	-	-	-	-
2004 PE	-	-	-	-	1962 AE	-	-	-	-
2002 AE	-	-	-	-	1957 AE	-	-	-	-
1999 PE	-	-	-	-	1952 AE	-	-	-	-
1997 AE	-	-	-	-					

Number of Electors



Note : AE : Assembly Election, PE : Assembly Segment of Parliamentary Election

## Historical Summary Election Results

### Summary Result of Assembly Election - 2017

Candidate Name	Party	Votes	Votes %
Navjot Singh Sidhu	INC	60477	60.68
Rajesh Kumar Honey	BJP	17668	17.73
Sarabjot Singh Dhanjal	AAP	14715	14.76
Mandeep Singh Manna	IND	1863	1.87
Baldev Singh	CPI	1586	1.59
Tarsem Singh	BSP	1237	1.24
Sukhwinder Singh	IND	311	0.31
Narinder Singh	APPA	288	0.29
Sandeep Singh	RPI(A)	165	0.17
Amita	DPIN	150	0.15
Gurjit Kaur	IND	145	0.15
Parminder Kaur	IND	141	0.14
Sant Baldev Singh Rathor	ABSD	138	0.14
Tarsem Lal	BMUP	130	0.13
Amarjit Singh	IND	113	0.11
	NOTA	537	0.54

## Polling Station Level Election Results

### Number and Name of Polling Stations (PS) (2022)

Number of Polling Stations	Name of Polling Stations	Number of Polling Stations	Name of Polling Stations
1	District Institute Of Education And Training, Verka	22	Government Elementary School, (Nawi Abadi) Verka
2	District Institute Of Education And Training, Verka	23	Government Elementary School, (Nawi Abadi) Verka
3	Government Senior Secondary School (Boys), Verka	24	Government Elementary School, (Nawi Abadi) Verka
4	Government Senior Secondary School (Boys), Verka	25	Sarswati Model School Mohan Nagar Verka
5	Government Senior Secondary School (Boys), Verka	26	Sarswati Model School Mohan Nagar Verka
6	Government Senior Secondary School (Boys), Verka	27	Government Elementary School, (Theh Wala) Verka
7	Government Senior Secondary School (Girls), Verka	28	Government Elementary School, (Theh Wala) Verka
8	Government Senior Secondary School (Girls), Verka	29	Government Elementary School, Mudhal
9	Government Senior Secondary School (Girls), Verka	30	Government Elementary School, Mudhal
10	Government Senior Secondary School (Girls), Verka	31	Government High School, Mudhal
11	Government Senior Secondary School (Girls), Verka	32	Government High School, Mudhal
12	Government (Girls) Elementary School, Verka	33	Government Middle School Krishna Nagar
13	Government (Girls) Elementary School, Verka	34	Government Middle School Krishna Nagar
14	Government (Girls) Elementary School, Verka	35	Government Elementary School, Krishna Nagar
15	Government Elementary School (Dhupsari )Verka	36	Government Elementary School, Krishna Nagar
16	Government Elementary School (Dhupsari )Verka	36A	Government Elementary School, Krishna Nagar
17	Government Elementary School (Dhupsari )Verka	37	Government Elementary School, Krishna Nagar
18	Junior Model High School, Verka	38	Government Elementary School, Tungpai Amritsar-Ii
19	Junior Model High School, Verka	39	Government Elementary School, Tungpai Amritsar-II
20	Junior Model High School, Verka	40	Government Elementary School, Tungpai Amritsar-II
21	Government Elementary School, (Nawi Abadi) Verka	41	Government Elementary School, Abadi Mohkamura, Tungpai

Contd....



## Polling Station Level Election Results

### Polling Station-wise Votes Secured by Overall Top Five Parties in Amritsar East Assembly in Assembly Election (AE) under Amritsar Parliamentary Constituency in Punjab (2022)

Number of Polling Station	Winner - Jeevan Jyot Kaur (AAP)	Runner-up - Navjot Singh Sidhu (INC)	3rd - Bikram Singh Majithia (SAD)	4th - Jagmohan Singh Raju (BJP)	5th - Harpal Singh (SAD(M))	NOTA	Other	Total Votes Secured
36	210	126	136	207	4	5	6	694
36A	154	73	45	56	0	11	4	343
37	277	250	113	87	4	5	16	752
38	239	142	72	70	1	4	6	534
39	243	149	87	57	0	7	6	549
40	174	238	149	28	2	7	14	612
41	170	191	107	29	3	5	15	520
41A	102	113	86	10	2	3	8	324
42	370	175	138	80	4	9	23	799
43	258	259	220	36	12	8	9	802
44	241	191	149	44	3	10	17	655
45	224	219	261	91	2	6	6	809
46	184	190	142	80	1	1	7	605
47	290	194	158	83	3	2	4	734
48	232	303	109	121	2	7	1	775
49	149	123	82	54	3	0	1	412
50	115	67	111	53	0	2	1	349
51	325	208	178	29	11	2	10	763
52	247	301	101	49	3	4	5	710
53	232	130	100	48	0	3	3	516
54	150	86	138	43	0	6	2	425
55	189	155	128	91	1	2	0	566
56	340	192	96	68	0	3	2	701
57	327	178	101	73	1	2	2	684
58	357	169	124	44	2	5	8	709
59	96	458	156	14	0	8	11	743
60	114	355	233	12	7	6	10	737
61	202	194	102	28	1	5	14	546
62	341	191	206	54	2	6	7	807
63	254	180	117	45	1	4	4	605
64	248	190	140	26	5	6	4	619
65	332	131	127	53	5	4	7	659
66	340	144	135	68	3	3	9	702
67	307	127	69	40	1	5	9	558
68	284	170	99	49	0	1	4	607

Contd....

## Polling Station Level Election Results

### Winner, Runner-up and 3rd Party Position & Winning Margin According to Polling Stations in Amritsar East Assembly in Assembly Election (AE) under Amritsar Parliamentary Constituency in Punjab (2022)

Polling Station Number	Winner Party	Winner Votes (%)	Runner-up Party	Runner-up Votes (%)	Winning Margin Votes (%)	Third Party	Third Party Votes (%)	Other Votes (%)
69	INC	173 (35.52)	AAP	147 (30.18)	26 (5.34)	SAD	115 (23.61)	52 (10.68)
70	AAP	195 (40.97)	INC	165 (34.66)	30 (6.31)	SAD	78 (16.39)	38 (7.98)
71	INC	256 (39.69)	SAD	213 (33.02)	43 (6.67)	AAP	118 (18.29)	58 (8.99)
72	AAP	199 (31.69)	INC	198 (31.53)	1 (0.16)	SAD	185 (29.46)	46 (7.32)
73	AAP	193 (36.14)	SAD	167 (31.27)	26 (4.87)	INC	145 (27.15)	29 (5.43)
74	INC	262 (38.03)	SAD	210 (30.48)	52 (7.55)	AAP	173 (25.11)	44 (6.39)
75	INC	238 (35.47)	AAP	210 (31.3)	28 (4.17)	SAD	173 (25.78)	50 (7.45)
76	AAP	200 (37.45)	SAD	186 (34.83)	14 (2.62)	INC	119 (22.28)	29 (5.43)
77	AAP	270 (37.87)	INC	197 (27.63)	73 (10.24)	SAD	196 (27.49)	50 (7.01)
78	AAP	173 (44.94)	INC	137 (35.58)	36 (9.36)	SAD	65 (16.88)	10 (2.6)
79	AAP	300 (46.95)	INC	199 (31.14)	101 (15.81)	SAD	121 (18.94)	19 (2.97)
80	AAP	323 (49.24)	INC	201 (30.64)	122 (18.6)	SAD	104 (15.85)	28 (4.27)
81	AAP	237 (51.3)	INC	124 (26.84)	113 (24.46)	SAD	80 (17.32)	21 (4.55)
82	AAP	168 (48.14)	SAD	97 (27.79)	71 (20.35)	INC	78 (22.35)	6 (1.72)
83	AAP	160 (50.16)	INC	88 (27.59)	72 (22.57)	SAD	53 (16.61)	18 (5.64)
84	AAP	251 (40.1)	INC	247 (39.46)	4 (0.64)	SAD	110 (17.57)	18 (2.88)
85	AAP	291 (41.1)	INC	241 (34.04)	50 (7.06)	SAD	149 (21.05)	27 (3.81)
86	AAP	208 (45.12)	INC	149 (32.32)	59 (12.8)	SAD	92 (19.96)	12 (2.6)
87	INC	236 (35.7)	SAD	222 (33.59)	14 (2.11)	AAP	174 (26.32)	29 (4.39)
87A	AAP	126 (42.57)	INC	91 (30.74)	35 (11.83)	SAD	61 (20.61)	18 (6.08)
88	INC	332 (44.33)	AAP	205 (27.37)	127 (16.96)	SAD	182 (24.3)	30 (4.01)
89	AAP	197 (39.32)	INC	188 (37.52)	9 (1.8)	SAD	100 (19.96)	16 (3.19)
90	SAD	247 (43.87)	AAP	160 (28.42)	87 (15.45)	INC	128 (22.74)	28 (4.97)
91	INC	133 (39.23)	AAP	109 (32.15)	24 (7.08)	SAD	72 (21.24)	25 (7.37)
92	AAP	326 (54.24)	INC	135 (22.46)	191 (31.78)	SAD	111 (18.47)	29 (4.83)
93	AAP	430 (54.43)	SAD	188 (23.8)	242 (30.63)	INC	127 (16.08)	45 (5.7)
94	AAP	305 (49.67)	SAD	157 (25.57)	148 (24.1)	INC	124 (20.2)	28 (4.56)
95	AAP	288 (53.33)	INC	120 (22.22)	168 (31.11)	SAD	91 (16.85)	41 (7.59)
96	AAP	224 (45.07)	INC	152 (30.58)	72 (14.49)	SAD	78 (15.69)	43 (8.65)
97	AAP	350 (48.21)	INC	214 (29.48)	136 (18.73)	SAD	102 (14.05)	60 (8.26)
98	AAP	291 (46.04)	INC	188 (29.75)	103 (16.29)	SAD	117 (18.51)	36 (5.7)
99	INC	214 (39.12)	AAP	192 (35.1)	22 (4.02)	SAD	93 (17)	48 (8.78)
100	AAP	228 (37.38)	INC	184 (30.16)	44 (7.22)	SAD	155 (25.41)	43 (7.05)
101	AAP	268 (43.93)	SAD	155 (25.41)	113 (18.52)	INC	151 (24.75)	36 (5.9)
102	AAP	214 (36.15)	INC	210 (35.47)	4 (0.68)	SAD	129 (21.79)	39 (6.59)

Contd....

## DISCLAIMER

The Terms of Use and Disclaimer of Datanet India Private Limited (hereinafter referred to as "Datanet") for use of this analysis report of **Amritsar East Assembly Constituency (Amritsar East Vidhan Sabha)** :-

1. **Assembly Factbook™** is a Registered Trade Mark owned by Datanet.
2. All the maps are sketched and graphical representation only and have not been drawn to the scale and also not to represent the actual geographical area or boundary of the unit.
3. The data for the aforesaid analysis is based on authentic sources and has been culled from the various publications of Census, CSO and NSSO for district and block level data, various central and state government departments, Central & State Elections Commissions and the concerned Returning Officers' releases, Electoral Rolls, Election results and allied publications, internal assessment, surveys, estimates and analysis. Therefore, certain adjustment of data at micro level may have been done to arrive closer to the macro data.
4. Data have been provided on an "As Is" and "As AVAILABLE" basis
5. The colours shown in the maps or diagram and charts of a particular party, alliance or AC are indicative and do not represent them.
6. This publication which includes maps, sheets, graphs and data would be the property under copyright of Datanet only. The user may use these for its internal study, analysis and research purposes. It's public display, re-selling or any commercial uses by the user are not allowed.
7. Datanet has taken due care and caution in compilation and processing of data and allied information, but does not guarantee the accuracy, adequacy or completeness of any information/analysis and will be not responsible for any errors or omissions or for the results obtained from the use of such information/analysis.
8. All the contents for the publication have been culled from various authentic sources and Datanet reasonably believes such sources to be reliable, but does not make any representations, express or implied as to the accuracy or fitness of use of such information. The information or contents of the information/analysis do not constitute advice and should not be relied upon in making (or refraining from making) any decision. Any reliance placed upon the information provided by Datanet is the sole responsibility and strictly at the user's risk.
9. In no event will Datanet be liable for any damages (including, without limitation, damages for loss of business projects, or loss of profits) arising in contract, tort or otherwise from the use of or inability to use any of its contents, or from any action taken (or refrained from being taken) as a result of using the analysis or any of its contents. Datanet its directors, owners, editors, officials, employees, distributor and agents or any associate will not be liable for any errors in the information contained or any consequences arising from the use of the contents of the provided information/analysis.
10. If any provision of these terms and conditions is held invalid or illegal or unenforceable for any reason by any court of competent jurisdiction, such provision shall be severed and the remainder of provisions of the terms and conditions shall continue in full force and effect as if the Term of Use had been executed with the invalid, illegal or unenforceable provision eliminated.
11. If there are any discrepancies in the information provided, please bring it to attention of Datanet for suitable rectification measures.

**Buy Online This Complete Book At  
Datanet India eBooks Store**

[www.indiastatpublications.com](http://www.indiastatpublications.com)

or go directly at

[http://www.indiastatpublications.com/  
Assembly\\_factbook/Punjab/Amritsar/Amritsar\\_East](http://www.indiastatpublications.com/Assembly_factbook/Punjab/Amritsar/Amritsar_East)

 **indiastat**elections

