



Punjab

Assembly Factbook™

Amritsar South Assembly Constituency



Key Electoral Data of Amritsar South
Assembly Constituency (Vidhan Sabha)

Punjab

Assembly Factbook™

Amritsar South Assembly Constituency



Amritsar South Vidhan Sabha

Editor & Director

Dr. R.K. Thukral

Research Editor

Dr. Shafeeq Rahman

**Compiled, Researched and Published by
Datanet India Pvt. Ltd.**

D-100, 1st Floor,

Okhla Industrial Area, Phase-I,

New Delhi- 110020.

Ph.: 91-11- 43580781-84

Email : support@indiastatpublications.com

Website : www.indiastatelections.com

Online Book Store :

www.indiastatpublications.com

Report No. : AFB/PB-019-0125

ISBN : 978-93-5802-690-0

First Edition : January, 2018

Eighth Updated Edition : January, 2025

Price : Rs.11500/-

US\$ 310

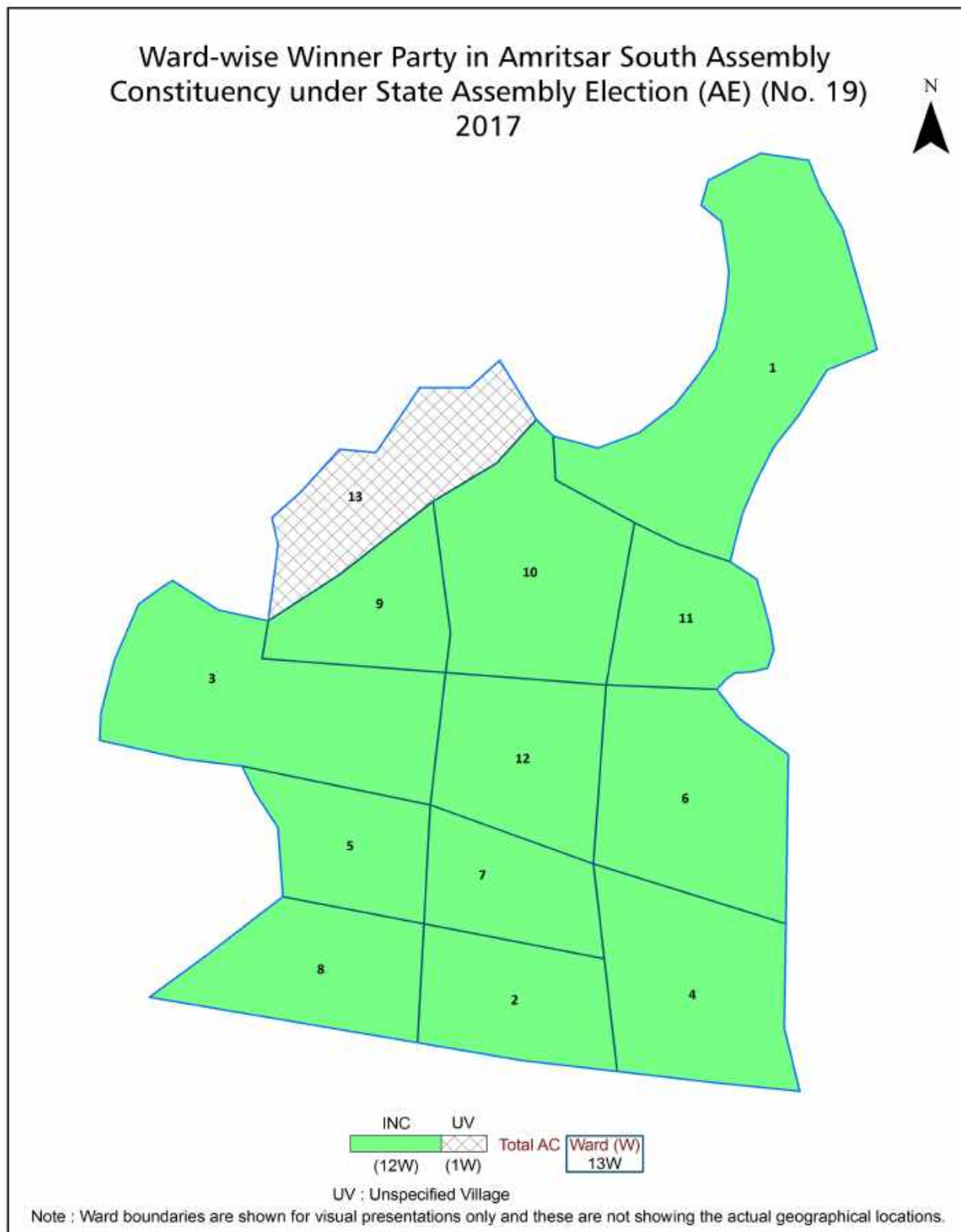
© **Datanet India Pvt. Ltd.**

All rights reserved. No part of this book may be reproduced, stored in a retrieval system or transmitted in any form or by any means, mechanical photocopying, photographing, scanning, recording or otherwise without the prior written permission of the publisher. Please refer to Disclaimer at page no. 144 for the use of this publication.

Printed in India

No.	Particulars	Page No.
	Introduction	
1	Assembly Constituency - (Vidhan Sabha) at a Glance Features of Assembly as per Delimitation Commission of India (2008)	1-2
	Location and Political Maps	
2	Location Map Boundaries of Assembly Constituency - (Vidhan Sabha) in District Boundaries of Assembly Constituency under Parliamentary Constituency - (Lok Sabha) Locality-wise Winner Parties- 2024, 2022, 2019, 2017, 2014, 2012 and 2009	3-11
	Administrative Setup (2011)	
3	District Sub-district Towns Villages Inhabited Villages Uninhabited Villages Village Panchayat Intermediate Panchayat	12
	Demographics (2011)	
4	Population Households Rural/Urban Population Sex Ratio (Total & 0-6 Years) Religious Population Social Population Literacy Rate	13
	Electoral Features	
5	Important Dates of Last Elections Held Electors by Gender Service Electors Voters Voters Turnout Polling Stations & Average Number of Electors per Polling Station Electors by Age Group Present Elected Representatives	14-19
	Historical Summary Election Results	
6	Vote Share of Major Parties Winning Margin (Number & Percentage) Polarity of Parties Summary Result of Assembly Segment of Parliamentary Elections 2024, 2019, 2014, 2009, 2004 and 1999 Summary Result of Assembly Elections 2022, 2017, 2012, 2007, 2002, 1997, 1992, 1985, 1980, 1977, 1972, 1969 and 1967	20-42
	Polling Station Level Election Results	
7	Name and Number of Polling Station 2024, 2022, 2019, 2017, 2014, 2012 and 2009 Polling Station-wise Electors, Voters & Voters Turnout 2024, 2022, 2019, 2017, 2014, 2012 and 2009 Polling Station wise Elections Results 2024, 2022, 2019, 2017, 2014, 2012 and 2009	43-141
	Share of Assembly Constituency	
8	Share of Assembly Constituency - (Vidhan Sabha) in State, District and Parliamentary Constituency - (Lok Sabha)	142
9	Abbreviation & Sources	143
10	Disclaimer	144

Location & Political Map



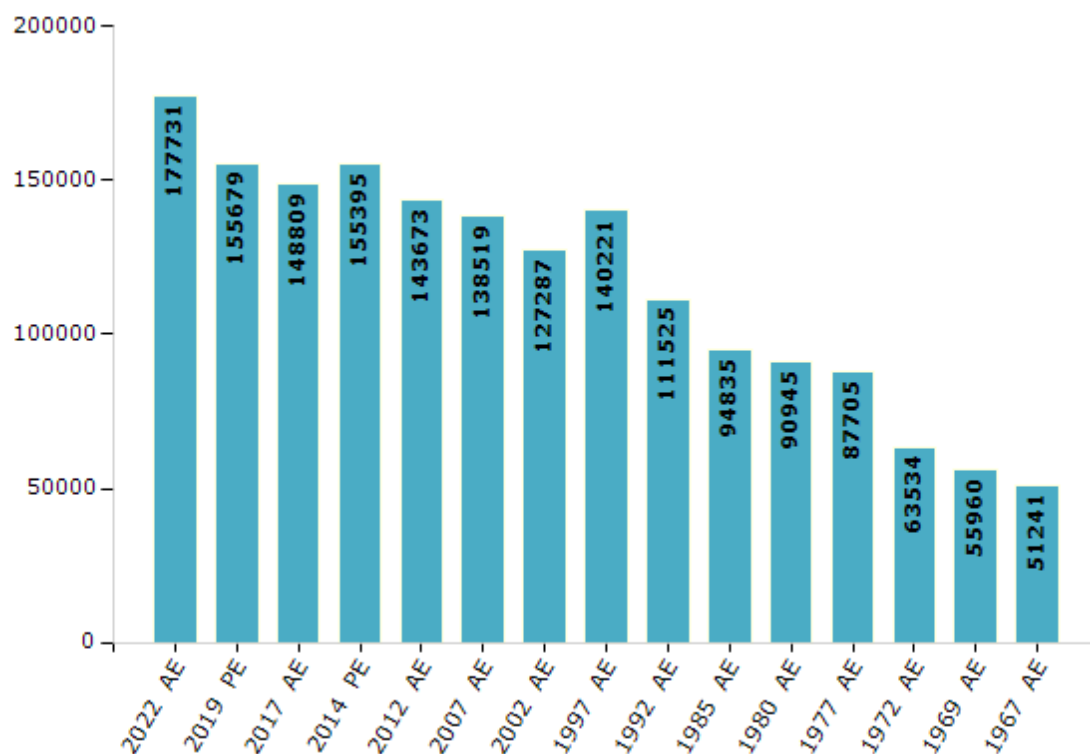
Electoral Features

Electors by Male & Female

Year	Male	Female	Others	Total
2022 AE	93731	83996	4	177731
2019 PE	83059	72617	3	155679
2017 AE	79494	69312	3	148809
2014 PE	82431	72961	3	155395
2012 AE	76341	67332	0	143673
2009 PE	-	-	-	-
2007 AE	73056	65463	-	138519
2004 PE	-	-	-	-
2002 AE	68364	58923	-	127287
1999 PE	-	-	-	-
1997 AE	74981	65240	-	140221

Year	Male	Female	Others	Total
1992 AE	60144	51381	-	111525
1985 AE	46572	48263	-	94835
1980 AE	48740	42205	-	90945
1977 AE	52023	35682	-	87705
1972 AE	34276	29258	-	63534
1969 AE	30522	25438	-	55960
1967 AE	-	-	-	51241
1962 AE	-	-	-	-
1957 AE	-	-	-	-
1952 AE	-	-	-	-

Number of Electors



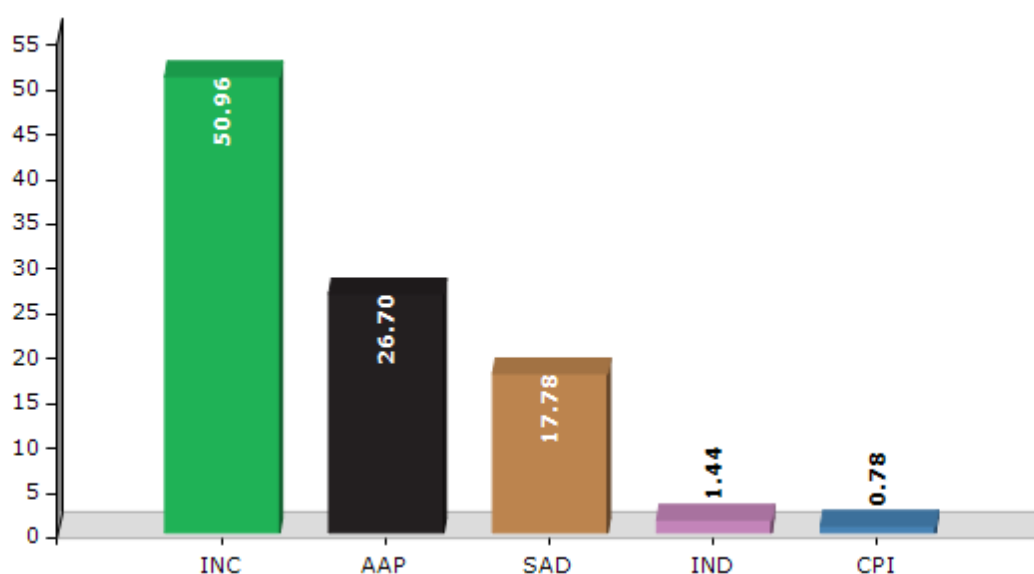
Note : AE : Assembly Election, PE : Assembly Segment of Parliamentary Election

Historical Summary Election Results

Summary Result of Assembly Election - 2017

Candidate Name	Party	Votes	Votes %
Inderbir Singh Bolaria	INC	47581	50.96
Inderbir Singh Nijjar	AAP	24923	26.7
Gurpartap Singh Tikka	SAD	16596	17.78
Maninder Pal Singh Palasour	IND	1343	1.44
Lakhwinder Singh	CPI	726	0.78
Sushil Kumar	BSP	446	0.48
Dr. Suba Singh	DEMSWP	249	0.27
Sarabjit Singh	IND	219	0.23
Kuldip Singh	APPA	219	0.23
Deepak	IND	141	0.15
Dalvir Kaur	IND	110	0.12
Amarjit Singh	IND	85	0.09
	NOTA	723	0.77

Votes Percentage of Top Parties - 2017



Polling Station Level Election Results

Number and Name of Polling Stations (PS) (2022)

Number of Polling Stations	Name of Polling Stations	Number of Polling Stations	Name of Polling Stations
1	Amrit Sr. Secondary School, Chowk Chirra, Gate Hakima,	22	Govt. High School(Girls), Gate Bhagtanwala, Amritsar
2	Amrit Sr. Secondary School, Chowk Chirra, Gate Hakima,	23	Govt. High School(Girls), Gate Bhagtanwala, Amritsar
3	Amrit Sr. Secondary School, Chowk Chirra, Gate Hakima,	24	Govt. Elementary School, Gate Bhagtanwala, Amritsar
4	Amrit Sr. Secondary School, Chowk Chirra, Gate Hakima,	25	Govt. Elementary School, Gate Bhagtanwala, Amritsar
5	Swaran Sr. Secondary School, Sant Nagar, Asr.	26	Krishan Kaniya Maha Vidyala, Namak Mandi
6	Swaran Sr. Secondary School, Sant Nagar, Asr.	27	Krishan Kaniya Maha Vidyala, Namak Mandi
7	Swaran Sr. Secondary School, Sant Nagar, Asr.	28	Krishan Kaniya Maha Vidyala, Namak Mandi
8	Swaran Sr. Secondary School, Sant Nagar, Asr.	29	Krishan Kaniya Maha Vidyala, Namak Mandi
9	Govt Middle School, Gali Mochian, Asr.	30	S.S. Nursery School, Gali Gujjaran Wali, Asr.
10	Govt Middle School, Gali Mochian, Asr.	31	S.S. Nursery School, Gali Gujjaran Wali, Asr.
11	Govt Middle School, Gali Mochian, Asr.	32	Guru Ram Dass Sr. Sec. School (Girls), Chowk Chatti Khui, Asr.
12	Sweet Model School Near Khazan Gate, Amritsar	33	Guru Ram Dass Sr. Sec. School (Girls), Chowk Chatti Khui, Asr.
13	Govt. Elementary School, Gali Mochian Asr	34	Office Market Committee, Near C-Divn Police Station Inforcement Branch, Asr.
14	Govt. Elementary School, Gali Mochian Asr	35	Office Market Committee, Near C-Divn Police Station Inforcement Branch, Asr.
15	Govt. Elementary School, Gali Mochian Asr	36	Office Market Committee, Near C-Divn Police Station Inforcement Branch, Asr.
16	Govt. Ele. School, Himmatpura, Bhagtanwala	37	Ramsar Public School,Mahant Mool Singh Colony, Babeksar Road, Asr.
17	Punjab National School, Bhai Veer Singh Colony, Mule Chak, Amritsar	38	Ramsar Public School,Mahant Mool Singh Colony, Babeksar Road, Asr.
18	Punjab National School, Bhai Veer Singh Colony, Mule Chak, Amritsar	39	Guru Ram Dass Khalsa Sr. Secondary School, Ramsar Road, Asr.
19	Govt. High School(Girls), Gate Bhagtanwala, Amritsar	40	Guru Ram Dass Khalsa Sr. Secondary School, Ramsar Road, Asr.
20	Govt. High School(Girls), Gate Bhagtanwala, Amritsar	41	Guru Ram Dass Khalsa Sr. Secondary School, Ramsar Road, Asr.
21	Govt. High School(Girls), Gate Bhagtanwala, Amritsar	42	Shri. Harkrishan Public School, Chowk Baba Sahib, Parag Dass Chowk, Asr

Contd....

Polling Station Level Election Results

Polling Station-wise Votes Secured by Overall Top Five Parties in Amritsar South Assembly in Assembly Election (AE) under Amritsar Parliamentary Constituency in Punjab (2022)

Number of Polling Station	Winner - Inderbir Singh Nijjar (AAP)	Runner-up - Talbir Singh Gill (SAD)	3rd - Inderbir Singh Bolaria (INC)	4th - Harjinder Singh Thekedar (PLCP)	5th - Pritpal Singh (SAD(M))	NOTA	Other	Total Votes Secured
36	192	229	235	4	0	4	11	675
37	186	84	51	5	7	3	3	339
38	245	144	88	5	5	1	1	489
39	331	127	80	18	5	6	6	573
40	262	140	122	31	4	0	4	563
41	408	192	87	4	7	1	5	704
42	292	188	74	1	1	2	2	560
43	310	65	100	9	3	2	3	492
44	219	52	41	3	3	2	2	322
45	326	119	80	0	5	1	5	536
46	277	153	112	3	16	1	2	564
47	218	158	106	4	6	1	8	501
48	150	94	60	1	5	1	3	314
49	372	164	99	3	15	1	5	659
50	365	103	133	3	4	3	6	617
51	358	139	53	4	4	1	4	563
52	423	106	160	20	5	1	3	718
53	357	171	85	13	5	2	9	642
54	344	72	73	14	2	4	5	514
55	347	92	105	23	5	1	5	578
56	96	202	150	18	3	4	8	481
57	207	165	167	19	4	2	11	575
58	240	57	151	37	4	4	5	498
59	216	206	170	6	2	2	9	611
60	197	84	168	6	7	6	9	477
61	291	150	86	16	8	4	3	558
62	221	51	93	13	1	4	4	387
63	247	40	133	24	1	5	2	452
64	273	109	36	3	3	1	3	428
65	271	95	67	8	4	3	10	458
66	391	95	92	7	16	2	11	614
67	369	132	93	3	10	2	4	613
68	294	199	220	6	5	0	3	727
69	362	127	78	14	6	2	2	591
70	212	80	40	7	6	3	3	351

Contd....

Polling Station Level Election Results

Winner, Runner-up and 3rd Party Position & Winning Margin According to Polling Stations in Amritsar South Assembly in Assembly Election (AE) under Amritsar Parliamentary Constituency in Punjab (2022)

Polling Station Number	Winner Party	Winner Votes (%)	Runner-up Party	Runner-up Votes (%)	Winning Margin Votes (%)	Third Party	Third Party Votes (%)	Other Votes (%)
71	AAP	434 (58.57)	SAD	158 (21.32)	276 (37.25)	INC	120 (16.19)	29 (3.91)
72	AAP	432 (54.41)	INC	178 (22.42)	254 (31.99)	SAD	162 (20.4)	22 (2.77)
73	AAP	394 (58.98)	SAD	162 (24.25)	232 (34.73)	INC	92 (13.77)	20 (2.99)
74	AAP	363 (54.18)	SAD	167 (24.93)	196 (29.25)	INC	108 (16.12)	32 (4.78)
75	AAP	438 (60)	SAD	152 (20.82)	286 (39.18)	INC	108 (14.79)	32 (4.38)
76	AAP	353 (52.06)	SAD	205 (30.24)	148 (21.82)	INC	86 (12.68)	34 (5.01)
77	AAP	384 (58.99)	SAD	141 (21.66)	243 (37.33)	INC	106 (16.28)	20 (3.07)
78	AAP	400 (56.18)	SAD	178 (25)	222 (31.18)	INC	107 (15.03)	27 (3.79)
79	AAP	318 (53.72)	SAD	166 (28.04)	152 (25.68)	INC	84 (14.19)	24 (4.05)
80	AAP	404 (53.58)	SAD	177 (23.47)	227 (30.11)	INC	143 (18.97)	30 (3.98)
81	AAP	256 (48.85)	SAD	166 (31.68)	90 (17.17)	INC	79 (15.08)	23 (4.39)
82	AAP	243 (49.19)	SAD	170 (34.41)	73 (14.78)	INC	50 (10.12)	31 (6.28)
83	AAP	294 (64.33)	SAD	96 (21.01)	198 (43.32)	INC	54 (11.82)	13 (2.84)
84	AAP	436 (65.86)	SAD	120 (18.13)	316 (47.73)	INC	91 (13.75)	15 (2.27)
85	AAP	423 (60.69)	SAD	176 (25.25)	247 (35.44)	INC	82 (11.76)	16 (2.3)
86	AAP	470 (60.96)	SAD	168 (21.79)	302 (39.17)	INC	112 (14.53)	21 (2.72)
87	AAP	143 (63.27)	SAD	38 (16.81)	105 (46.46)	INC	29 (12.83)	16 (7.08)
88	AAP	351 (58.6)	SAD	120 (20.03)	231 (38.57)	INC	107 (17.86)	21 (3.51)
89	AAP	310 (62.37)	SAD	89 (17.91)	221 (44.46)	INC	68 (13.68)	30 (6.04)
90	AAP	430 (58.9)	SAD	179 (24.52)	251 (34.38)	INC	94 (12.88)	27 (3.7)
91	AAP	316 (51.47)	SAD	172 (28.01)	144 (23.46)	INC	105 (17.1)	21 (3.42)
92	AAP	324 (54.45)	SAD	162 (27.23)	162 (27.22)	INC	85 (14.29)	24 (4.03)
93	AAP	401 (52.9)	SAD	212 (27.97)	189 (24.93)	INC	104 (13.72)	41 (5.41)
94	AAP	329 (46.27)	SAD	238 (33.47)	91 (12.8)	INC	104 (14.63)	40 (5.63)
95	AAP	504 (60.65)	INC	182 (21.9)	322 (38.75)	SAD	117 (14.08)	28 (3.37)
96	AAP	296 (42.77)	INC	205 (29.62)	91 (13.15)	SAD	154 (22.25)	37 (5.35)
97	AAP	332 (47.7)	SAD	184 (26.44)	148 (21.26)	INC	161 (23.13)	19 (2.73)
98	AAP	304 (49.51)	SAD	141 (22.96)	163 (26.55)	INC	141 (22.96)	28 (4.56)
99	AAP	368 (49)	SAD	236 (31.42)	132 (17.58)	INC	116 (15.45)	31 (4.13)
100	AAP	422 (56.72)	SAD	175 (23.52)	247 (33.2)	INC	118 (15.86)	29 (3.9)
101	AAP	406 (57.92)	SAD	143 (20.4)	263 (37.52)	INC	119 (16.98)	33 (4.71)
102	AAP	378 (54.86)	SAD	155 (22.5)	223 (32.36)	INC	128 (18.58)	28 (4.06)
103	AAP	280 (54.47)	SAD	133 (25.88)	147 (28.59)	INC	77 (14.98)	24 (4.67)
104	AAP	245 (57.11)	SAD	105 (24.48)	140 (32.63)	INC	63 (14.69)	16 (3.73)
105	AAP	423 (55.73)	SAD	188 (24.77)	235 (30.96)	INC	107 (14.1)	41 (5.4)

Contd....

DISCLAIMER

The Terms of Use and Disclaimer of Datanet India Private Limited (hereinafter referred to as "Datanet") for use of this analysis report of **Amritsar South Assembly Constituency (Amritsar South Vidhan Sabha)** :-

1. **Assembly Factbook™** is a Registered Trade Mark owned by Datanet.
2. All the maps are sketched and graphical representation only and have not been drawn to the scale and also not to represent the actual geographical area or boundary of the unit.
3. The data for the aforesaid analysis is based on authentic sources and has been culled from the various publications of Census, CSO and NSSO for district and block level data, various central and state government departments, Central & State Elections Commissions and the concerned Returning Officers' releases, Electoral Rolls, Election results and allied publications, internal assessment, surveys, estimates and analysis. Therefore, certain adjustment of data at micro level may have been done to arrive closer to the macro data.
4. Data have been provided on an "As Is" and "As AVAILABLE" basis
5. The colours shown in the maps or diagram and charts of a particular party, alliance or AC are indicative and do not represent them.
6. This publication which includes maps, sheets, graphs and data would be the property under copyright of Datanet only. The user may use these for its internal study, analysis and research purposes. It's public display, re-selling or any commercial uses by the user are not allowed.
7. Datanet has taken due care and caution in compilation and processing of data and allied information, but does not guarantee the accuracy, adequacy or completeness of any information/analysis and will be not responsible for any errors or omissions or for the results obtained from the use of such information/analysis.
8. All the contents for the publication have been culled from various authentic sources and Datanet reasonably believes such sources to be reliable, but does not make any representations, express or implied as to the accuracy or fitness of use of such information. The information or contents of the information/analysis do not constitute advice and should not be relied upon in making (or refraining from making) any decision. Any reliance placed upon the information provided by Datanet is the sole responsibility and strictly at the user's risk.
9. In no event will Datanet be liable for any damages (including, without limitation, damages for loss of business projects, or loss of profits) arising in contract, tort or otherwise from the use of or inability to use any of its contents, or from any action taken (or refrained from being taken) as a result of using the analysis or any of its contents. Datanet its directors, owners, editors, officials, employees, distributor and agents or any associate will not be liable for any errors in the information contained or any consequences arising from the use of the contents of the provided information/analysis.
10. If any provision of these terms and conditions is held invalid or illegal or unenforceable for any reason by any court of competent jurisdiction, such provision shall be severed and the remainder of provisions of the terms and conditions shall continue in full force and effect as if the Term of Use had been executed with the invalid, illegal or unenforceable provision eliminated.
11. If there are any discrepancies in the information provided, please bring it to attention of Datanet for suitable rectification measures.

**Buy Online This Complete Book At
Datanet India eBooks Store**

www.indiastatpublications.com

or go directly at

**[http://www.indiastatpublications.com/
Assembly_factbook/Punjab/Amritsar/ Amritsar_South](http://www.indiastatpublications.com/Assembly_factbook/Punjab/Amritsar/Amritsar_South)**



i indiastat**elections**

ISBN : 978-93-5802-690-0



9 789358 026900