



Punjab

Assembly Factbook™

Jalandhar Central Assembly Constituency



Key Electoral Data of Jalandhar Central
Assembly Constituency (Vidhan Sabha)

Punjab

Assembly Factbook™

Jalandhar Central Assembly Constituency



Jalandhar Central Vidhan Sabha

Editor & Director

Dr. R.K. Thukral

Research Editor

Dr. Shafeeq Rahman

Compiled, Researched and Published by Datanet India Pvt. Ltd.

D-100, 1st Floor,

Okhla Industrial Area, Phase-I,

New Delhi- 110020.

Ph.: 91-11- 43580781-84

Email : support@indiastatpublications.com

Website : www.indiastatelections.com

Online Book Store :

www.indiastatpublications.com

Report No. : AFB/PB-035-0125

ISBN : 978-93-5802-649-8

First Edition : January, 2018

Eighth Updated Edition : January, 2025

Price : Rs.11500/-

US\$ 310

© **Datanet India Pvt. Ltd.**

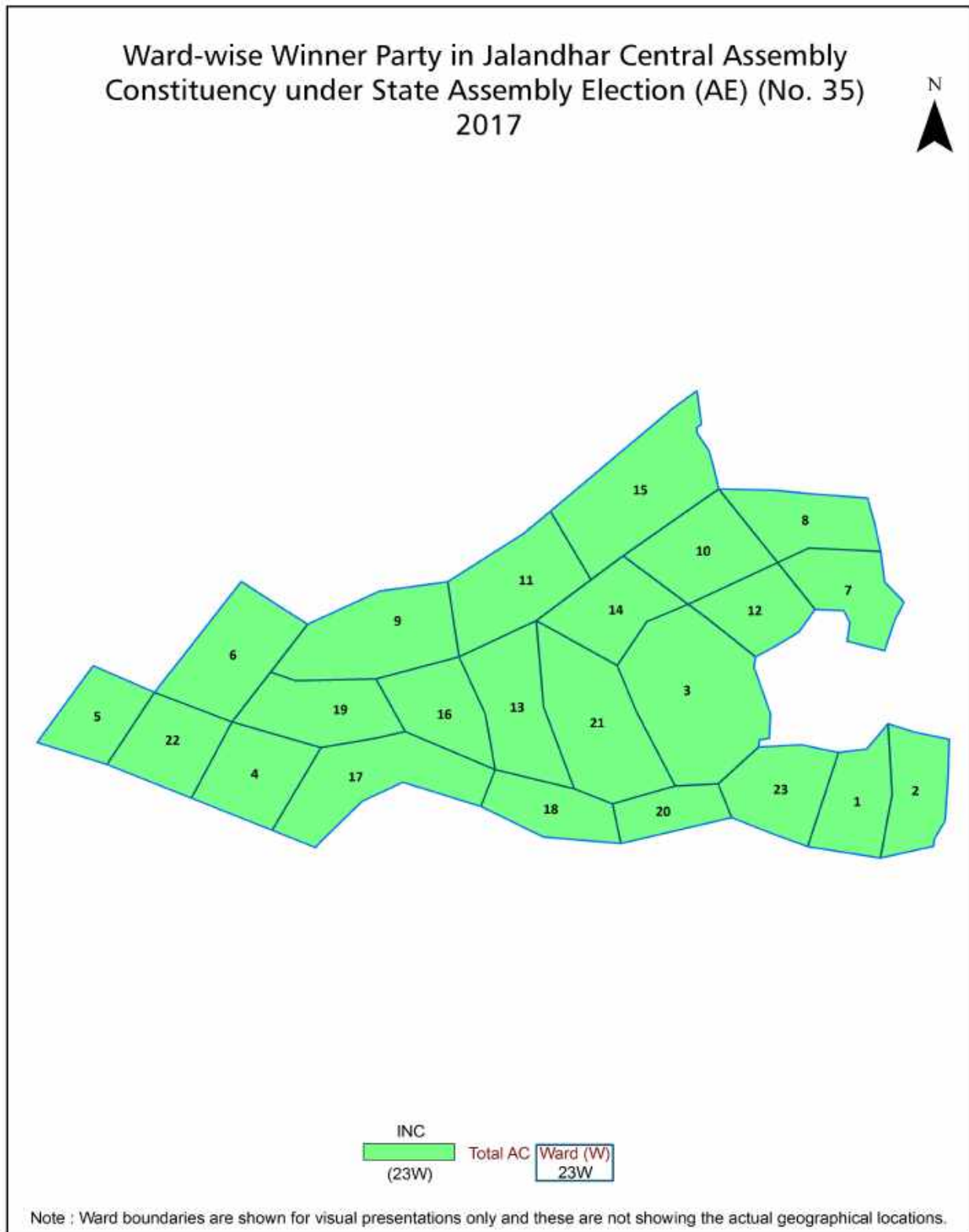
All rights reserved. No part of this book may be reproduced, stored in a retrieval system or transmitted in any form or by any means, mechanical photocopying, photographing, scanning, recording or otherwise without the prior written permission of the publisher. Please refer to Disclaimer at page no. 147 for the use of this publication.

Printed in India

Contents

No.	Particulars	Page No.
	Introduction	
1	Assembly Constituency - (Vidhan Sabha) at a Glance Features of Assembly as per Delimitation Commission of India (2008)	1-2
	Location and Political Maps	
2	Location Map Boundaries of Assembly Constituency - (Vidhan Sabha) in District Boundaries of Assembly Constituency under Parliamentary Constituency - (Lok Sabha) Locality-wise Winner Parties- 2024, 2022, 2019, 2017, 2014, 2012 and 2009	3-11
	Administrative Setup (2011)	
3	District Sub-district Towns Villages Inhabited Villages Uninhabited Villages Village Panchayat Intermediate Panchayat	12
	Demographics (2011)	
4	Population Households Rural/Urban Population Sex Ratio (Total & 0-6 Years) Religious Population Social Population Literacy Rate	13
	Electoral Features	
5	Important Dates of Last Elections Held Electors by Gender Service Electors Voters Voters Turnout Polling Stations & Average Number of Electors per Polling Station Electors by Age Group Present Elected Representatives	14-19
	Historical Summary Election Results	
6	Vote Share of Major Parties Winning Margin (Number & Percentage) Polarity of Parties Summary Result of Assembly Segment of Parliamentary Elections 2024, 2019, 2014, 2009, 2004 and 1999 Summary Result of Assembly Elections 2022, 2017, 2012, 2007, 2002, 1997, 1992, 1985, 1980 and 1977	20-38
	Polling Station Level Election Results	
7	Name and Number of Polling Station 2024, 2022, 2019, 2017, 2014, 2012 and 2009 Polling Station-wise Electors, Voters & Voters Turnout 2024, 2022, 2019, 2017, 2014, 2012 and 2009 Polling Station wise Elections Results 2024, 2022, 2019, 2017, 2014, 2012 and 2009	39-144
	Share of Assembly Constituency	
8	Share of Assembly Constituency - (Vidhan Sabha) in State, District and Parliamentary Constituency - (Lok Sabha)	145
9	Abbreviation & Sources	146
10	Disclaimer	147

Location & Political Map

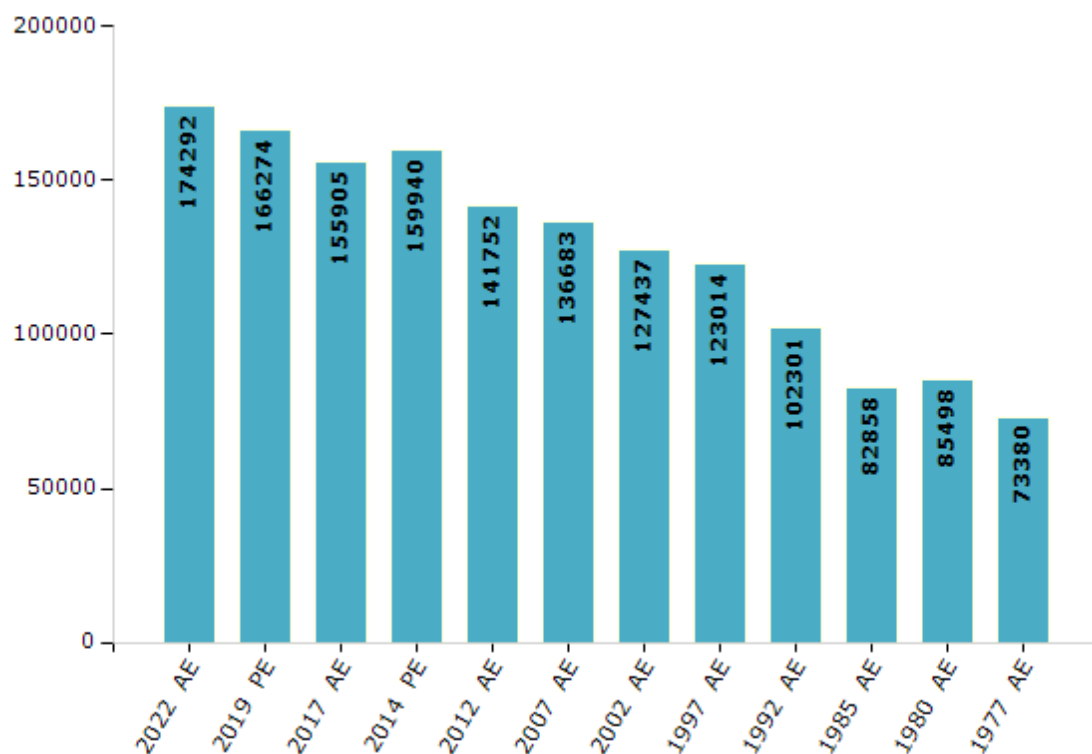


Electoral Features

Electors by Male & Female

Year	Male	Female	Others	Total	Year	Male	Female	Others	Total
2022 AE	90379	83906	7	174292	1992 AE	52308	49993	-	102301
2019 PE	86428	79840	6	166274	1985 AE	44680	38178	-	82858
2017 AE	81146	74755	4	155905	1980 AE	44179	41319	-	85498
2014 PE	83071	76866	3	159940	1977 AE	37695	35685	-	73380
2012 AE	73933	67819	0	141752	1972 AE	-	-	-	-
2009 PE	-	-	-	-	1969 AE	-	-	-	-
2007 AE	71244	65439	-	136683	1967 AE	-	-	-	-
2004 PE	-	-	-	-	1962 AE	-	-	-	-
2002 AE	69115	58322	-	127437	1957 AE	-	-	-	-
1999 PE	-	-	-	-	1952 AE	-	-	-	-
1997 AE	63195	59819	-	123014					

Number of Electors



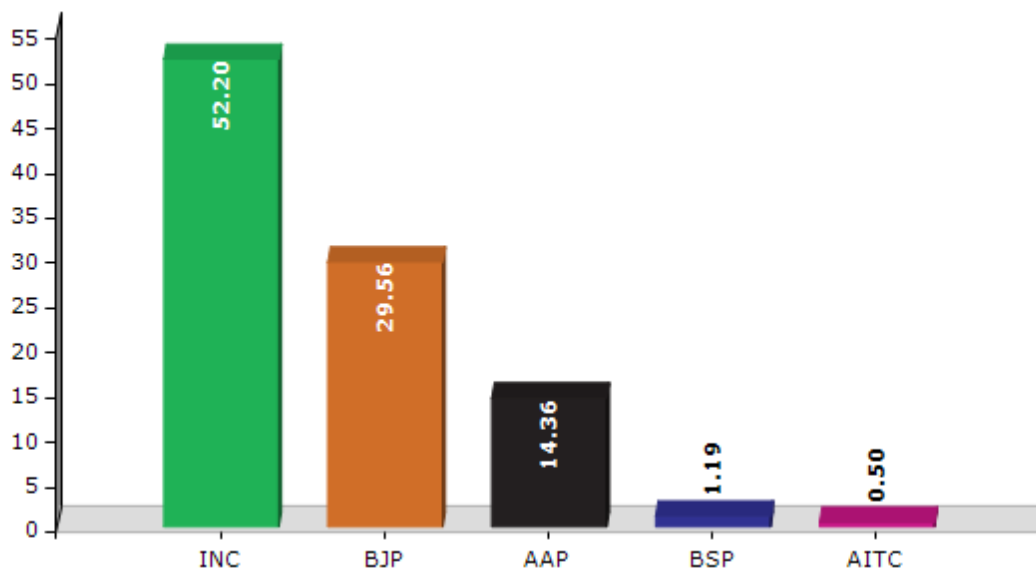
Note : AE : Assembly Election, PE : Assembly Segment of Parliamentary Election

Historical Summary Election Results

Summary Result of Assembly Election - 2017

Candidate Name	Party	Votes	Votes %
Rajinder Beri	INC	55518	52.2
Manoranjan Kalia	BJP	31440	29.56
Dr. Sanjiv Sharma	AAP	15269	14.36
Madan Bhatti	BSP	1261	1.19
Tarandip Singh	AITC	529	0.5
Parminder Singh Cheema	SAD(M)	312	0.29
Rohit Joshi	SHS	309	0.29
Ranvir Singh	NCP	271	0.25
Rajeshwar Kumar	IND	254	0.24
Vikram Kuljit Singh	KYP	140	0.13
	NOTA	1044	0.98

Votes Percentage of Top Parties - 2017



Polling Station Level Election Results

Number and Name of Polling Stations (PS) (2022)

Number of Polling Stations	Name of Polling Stations	Number of Polling Stations	Name of Polling Stations
1	Pingalwara Ghar, Gulab Devi Road, Jalandhar	22	St. Solider Sr.Sec School, Shaheed Udam Singh Nagar
2	Saindass A.S.Sr.Sec School,Patel Chowk Jal	23	St. Solider Sr.Sec School, Shaheed Udam Singh Nagar
3	Saindass A.S.Sr.Sec School,Patel Chowk Jal	24	Khosla School For The Deaf, Shaheed Udam Singh Nagar
4	Saindass A.S.Sr.Sec School,Patel Chowk Jal	25	Civil Surgeon Office, Superintendent Room
5	Saindass A.S.Sr.Sec School,Patel Chowk Jal	26	Sai Dass Primary School, Basanwala Bazar/Gurmandi
6	Saindass A.S.Sr.Sec School,Patel Chowk Jal	27	Sai Dass A.S. Sen. Sec. School, Primary Branch, Ali Mohala, Jalandhar
7	Govt. High School, Harnamdasspura	28	Rajmatti Jain Girls High School Ali Mohalla
8	Govt. High School, Harnamdasspura	29	Sai Dass Primary School, Basanwala Bazar/Gurmandi
9	Hans Raj Mahila Mahavidhalaya (Hmv College) Near Workshop Chowk	30	Sai Dass Primary School, Basanwala Bazar/Gurmandi
10	Hans Raj Mahila Mahavidhalaya (Hmv College) Near Workshop Chowk	31	Govt.High, School, Rainak Bazar
11	Office Gandhivanita Ashram, Kapurthala Chownk, Jalandhar	32	Govt.High, School, Rainak Bazar
12	Office Gandhivanita Ashram, Kapurthala Chownk, Jalandhar	33	Govt.High, School, Rainak Bazar
13	Mintgumary College Of Education, Adarsh Nagar	34	Govt.High, School, Rainak Bazar
14	Mintgumary College Of Education, Adarsh Nagar	35	Govt.High, School, Rainak Bazar
15	Mintgumari Guru Nanak Public School.Adrash Nagar	36	Lyallpur Khalsa Girls High School, Suraj Ganj
16	Mintgumari Guru Nanak Public School.Adrash Nagar	37	Lyallpur Khalsa Girls High School, Suraj Ganj
17	Mintgumari Guru Nanak Public School.Adrash Nagar	38	Lyallpur Khalsa Girls High School, Suraj Ganj
18	Sri Parvati Jain Co-Edu Sr.Sec.School Vijay Nagar	39	Lyallpur Khalsa Girls High School, Suraj Ganj
19	Sri Parvati Jain Co-Edu Sr.Sec.School Vijay Nagar	40	Lyallpur Khalsa Primary School, Ucha Suraj Ganj
20	Sri Parvati Jain Co-Edu Sr.Sec.School Vijay Nagar	41	Lyallpur Khalsa Primary School, Ucha Suraj Ganj
21	Indian Medical Association House, New Vijay Nagar	42	Lyallpur Khalsa Primary School, Ucha Suraj Ganj

Contd....

Polling Station Level Election Results

Polling Station-wise Votes Secured by Overall Top Five Parties in Jalandhar Central Assembly in Assembly Election (AE) under Jalandhar Parliamentary Constituency in Punjab (2022)

Number of Polling Station	Winner - Raman Arora (AAP)	Runner-up - Rajinder Beri (INC)	3rd - Manoranjan Kalia (BJP)	4th - Chandan Kumar Grewal (SAD)	5th - Bhupinder Singh (JJJKP)	NOTA	Other	Total Votes Secured
36	139	225	150	35	1	1	2	553
37	186	129	132	40	2	7	3	499
38	185	162	194	45	2	5	0	593
39	113	139	262	14	1	2	4	535
40	198	224	98	51	2	3	4	580
41	142	221	128	101	0	5	13	610
42	143	266	194	34	2	5	5	649
43	154	192	164	29	0	9	4	552
44	219	146	249	39	1	5	0	659
45	103	268	74	37	0	4	4	490
46	101	239	29	91	0	4	4	468
47	114	410	26	55	3	1	7	616
48	134	196	50	170	4	4	3	561
49	102	138	257	7	1	1	2	508
50	142	194	251	25	0	3	3	618
51	64	77	66	10	0	6	1	224
52	76	123	193	44	0	3	0	439
53	70	121	218	3	1	3	1	417
54	203	272	119	23	0	6	2	625
55	127	228	107	27	0	5	1	495
56	130	251	116	23	0	3	2	525
57	76	254	253	14	1	2	1	601
58	79	212	203	15	1	3	2	515
59	72	274	246	5	0	4	0	601
60	117	242	156	35	4	3	2	559
61	93	120	144	22	1	6	1	387
62	165	184	214	58	5	7	2	635
63	168	136	300	28	3	5	3	643
64	141	148	269	22	0	5	1	586
65	129	120	299	41	1	5	3	598
66	67	180	180	3	0	1	1	432
67	69	180	272	23	0	2	3	549
68	83	237	281	141	0	5	1	748
69	155	295	203	72	1	4	8	738
70	167	49	75	18	2	0	3	314

Contd....

Polling Station Level Election Results

Winner, Runner-up and 3rd Party Position & Winning Margin According to Polling Stations in Jalandhar Central Assembly in Assembly Election (AE) under Jalandhar Parliamentary Constituency in Punjab (2022)

Polling Station Number	Winner Party	Winner Votes (%)	Runner-up Party	Runner-up Votes (%)	Winning Margin Votes (%)	Third Party	Third Party Votes (%)	Other Votes (%)
71	AAP	172 (39)	BJP	131 (29.71)	41 (9.29)	INC	82 (18.59)	56 (12.7)
72	INC	251 (34.15)	BJP	209 (28.44)	42 (5.71)	AAP	142 (19.32)	133 (18.1)
73	BJP	285 (45.82)	INC	183 (29.42)	102 (16.4)	AAP	111 (17.85)	43 (6.91)
74	BJP	283 (44.64)	INC	196 (30.91)	87 (13.73)	AAP	124 (19.56)	31 (4.89)
75	INC	211 (37.95)	BJP	195 (35.07)	16 (2.88)	AAP	120 (21.58)	30 (5.4)
76	AAP	113 (34.98)	BJP	110 (34.06)	3 (0.92)	INC	81 (25.08)	19 (5.88)
77	AAP	182 (33.46)	INC	159 (29.23)	23 (4.23)	BJP	144 (26.47)	59 (10.85)
78	AAP	169 (33.6)	BJP	138 (27.44)	31 (6.16)	INC	126 (25.05)	70 (13.92)
79	INC	148 (31.03)	AAP	130 (27.25)	18 (3.78)	BJP	121 (25.37)	78 (16.35)
80	INC	217 (35.63)	BJP	186 (30.54)	31 (5.09)	AAP	153 (25.12)	53 (8.7)
81	AAP	172 (35.54)	INC	128 (26.45)	44 (9.09)	BJP	118 (24.38)	66 (13.64)
82	INC	227 (41.12)	AAP	173 (31.34)	54 (9.78)	SAD	72 (13.04)	80 (14.49)
83	AAP	213 (39.81)	INC	123 (22.99)	90 (16.82)	BJP	111 (20.75)	88 (16.45)
84	AAP	134 (69.79)	INC	31 (16.15)	103 (53.64)	BJP	15 (7.81)	12 (6.25)
85	AAP	174 (42.96)	INC	107 (26.42)	67 (16.54)	BJP	104 (25.68)	20 (4.94)
86	BJP	220 (35.43)	AAP	207 (33.33)	13 (2.1)	INC	131 (21.1)	63 (10.14)
87	AAP	233 (39.03)	BJP	216 (36.18)	17 (2.85)	INC	102 (17.09)	46 (7.71)
88	AAP	207 (35.57)	BJP	203 (34.88)	4 (0.69)	INC	124 (21.31)	48 (8.25)
89	AAP	278 (39.38)	BJP	243 (34.42)	35 (4.96)	INC	119 (16.86)	66 (9.35)
90	BJP	241 (33.9)	AAP	223 (31.36)	18 (2.54)	SAD	127 (17.86)	120 (16.88)
91	AAP	236 (38.37)	BJP	174 (28.29)	62 (10.08)	INC	118 (19.19)	87 (14.15)
92	BJP	229 (32.86)	AAP	205 (29.41)	24 (3.45)	INC	141 (20.23)	122 (17.5)
93	AAP	155 (33.77)	BJP	138 (30.07)	17 (3.7)	INC	96 (20.92)	70 (15.25)
94	SAD	303 (38.35)	INC	223 (28.23)	80 (10.12)	AAP	135 (17.09)	129 (16.33)
95	BJP	220 (43.22)	AAP	151 (29.67)	69 (13.55)	INC	108 (21.22)	30 (5.89)
96	BJP	209 (34.55)	AAP	179 (29.59)	30 (4.96)	INC	147 (24.3)	70 (11.57)
97	AAP	307 (39.61)	BJP	254 (32.77)	53 (6.84)	INC	131 (16.9)	83 (10.71)
98	BJP	281 (37.77)	AAP	274 (36.83)	7 (0.94)	INC	132 (17.74)	57 (7.66)
99	BJP	225 (37.13)	AAP	189 (31.19)	36 (5.94)	INC	160 (26.4)	32 (5.28)
100	BJP	277 (40.32)	AAP	212 (30.86)	65 (9.46)	INC	166 (24.16)	32 (4.66)
101	AAP	314 (39.1)	BJP	308 (38.36)	6 (0.74)	INC	141 (17.56)	40 (4.98)
102	INC	274 (39.26)	BJP	217 (31.09)	57 (8.17)	AAP	124 (17.77)	83 (11.89)
103	AAP	186 (27.39)	INC	172 (25.33)	14 (2.06)	BJP	162 (23.86)	159 (23.42)
104	INC	323 (48.64)	BJP	140 (21.08)	183 (27.56)	AAP	117 (17.62)	84 (12.65)
105	INC	337 (57.02)	BJP	122 (20.64)	215 (36.38)	AAP	65 (11)	67 (11.34)

Contd....

DISCLAIMER

The Terms of Use and Disclaimer of Datanet India Private Limited (hereinafter referred to as "Datanet") for use of this analysis report of **Jalandhar Central Assembly Constituency (Jalandhar Central Vidhan Sabha) :-**

1. **Assembly Factbook™** is a Registered Trade Mark owned by Datanet.
2. All the maps are sketched and graphical representation only and have not been drawn to the scale and also not to represent the actual geographical area or boundary of the unit.
3. The data for the aforesaid analysis is based on authentic sources and has been culled from the various publications of Census, CSO and NSSO for district and block level data, various central and state government departments, Central & State Elections Commissions and the concerned Returning Officers' releases, Electoral Rolls, Election results and allied publications, internal assessment, surveys, estimates and analysis. Therefore, certain adjustment of data at micro level may have been done to arrive closer to the macro data.
4. Data have been provided on an "As Is" and "As AVAILABLE" basis
5. The colours shown in the maps or diagram and charts of a particular party, alliance or AC are indicative and do not represent them.
6. This publication which includes maps, sheets, graphs and data would be the property under copyright of Datanet only. The user may use these for its internal study, analysis and research purposes. It's public display, re-selling or any commercial uses by the user are not allowed.
7. Datanet has taken due care and caution in compilation and processing of data and allied information, but does not guarantee the accuracy, adequacy or completeness of any information/analysis and will be not responsible for any errors or omissions or for the results obtained from the use of such information/analysis.
8. All the contents for the publication have been culled from various authentic sources and Datanet reasonably believes such sources to be reliable, but does not make any representations, express or implied as to the accuracy or fitness of use of such information. The information or contents of the information/analysis do not constitute advice and should not be relied upon in making (or refraining from making) any decision. Any reliance placed upon the information provided by Datanet is the sole responsibility and strictly at the user's risk.
9. In no event will Datanet be liable for any damages (including, without limitation, damages for loss of business projects, or loss of profits) arising in contract, tort or otherwise from the use of or inability to use any of its contents, or from any action taken (or refrained from being taken) as a result of using the analysis or any of its contents. Datanet its directors, owners, editors, officials, employees, distributor and agents or any associate will not be liable for any errors in the information contained or any consequences arising from the use of the contents of the provided information/analysis.
10. If any provision of these terms and conditions is held invalid or illegal or unenforceable for any reason by any court of competent jurisdiction, such provision shall be severed and the remainder of provisions of the terms and conditions shall continue in full force and effect as if the Term of Use had been executed with the invalid, illegal or unenforceable provision eliminated.
11. If there are any discrepancies in the information provided, please bring it to attention of Datanet for suitable rectification measures.

**Buy Online This Complete Book At
Datanet India eBooks Store**

www.indiastatpublications.com

or go directly at

[http://www.indiastatpublications.com/
Assembly_factbook/Punjab/Jalandhar/Jalandhar_Central](http://www.indiastatpublications.com/Assembly_factbook/Punjab/Jalandhar/Jalandhar_Central)

 **indiastat**elections

