



Punjab

Assembly Factbook™

Jalandhar West Assembly Constituency



Key Electoral Data of Jalandhar West
Assembly Constituency (Vidhan Sabha)

Punjab

Assembly Factbook™

Jalandhar West Assembly Constituency



Jalandhar West Vidhan Sabha

Editor & Director

Dr. R.K. Thukral

Research Editor

Dr. Shafeeq Rahman

Compiled, Researched and Published by Datanet India Pvt. Ltd.

D-100, 1st Floor,

Okhla Industrial Area, Phase-I,

New Delhi- 110020.

Ph.: 91-11- 43580781-84

Email : support@indiastatpublications.com

Website : www.indiastatelections.com

Online Book Store :

www.indiastatpublications.com

Report No. : AFB/PB-034-0125

ISBN : 978-93-5802-663-4

First Edition : January, 2018

Eighth Updated Edition : January, 2025

Price : Rs.11500/-

US\$ 310

© **Datanet India Pvt. Ltd.**

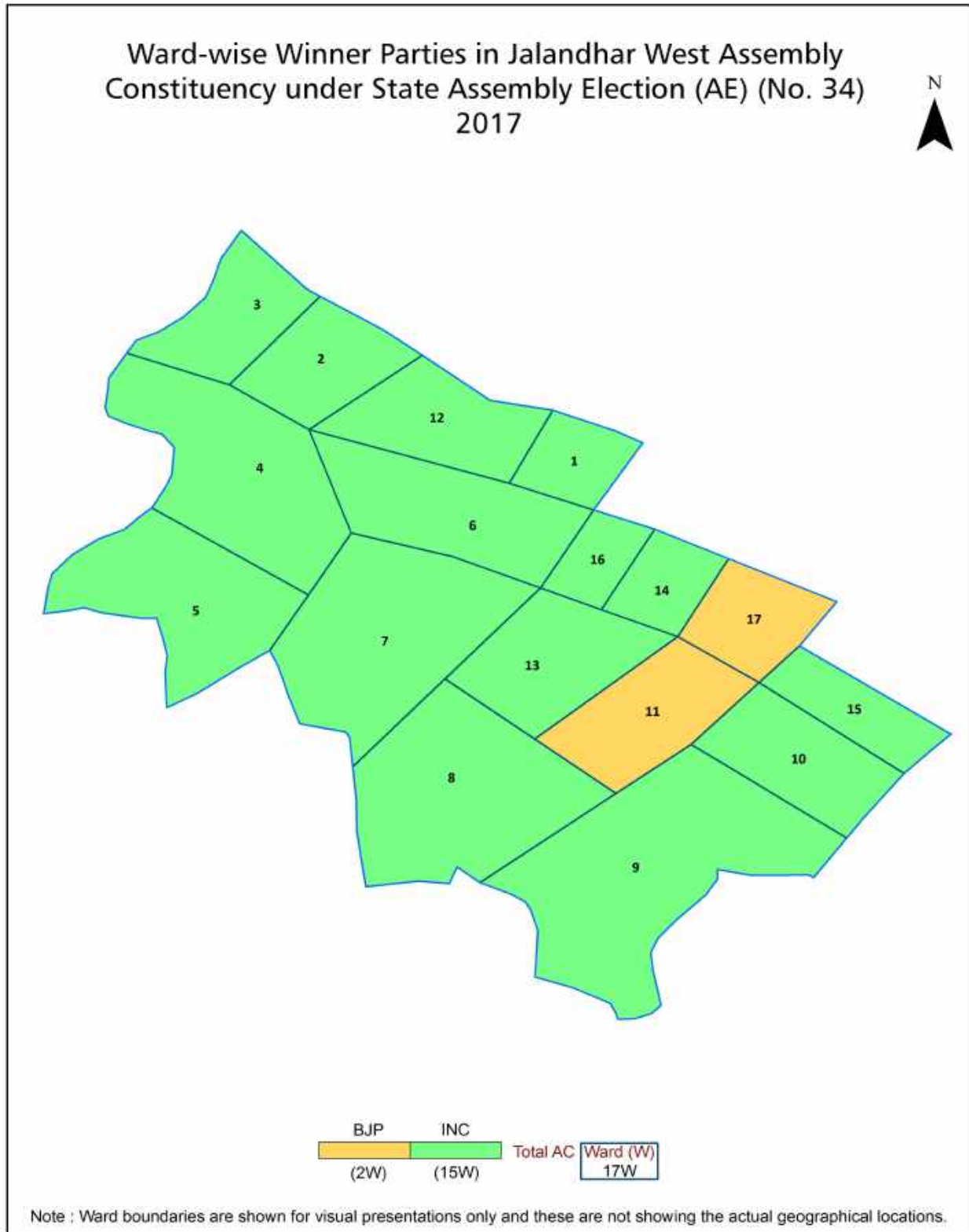
All rights reserved. No part of this book may be reproduced, stored in a retrieval system or transmitted in any form or by any means, mechanical photocopying, photographing, scanning, recording or otherwise without the prior written permission of the publisher. Please refer to Disclaimer at page no. 137 for the use of this publication.

Printed in India

Contents

No.	Particulars	Page No.
	Introduction	
1	Assembly Constituency - (Vidhan Sabha) at a Glance Features of Assembly as per Delimitation Commission of India (2008)	1-2
	Location and Political Maps	
2	Location Map Boundaries of Assembly Constituency - (Vidhan Sabha) in District Boundaries of Assembly Constituency under Parliamentary Constituency - (Lok Sabha) Locality-wise Winner Parties- 2024, 2022, 2019, 2017, 2014, 2012 and 2009	3-11
	Administrative Setup (2011)	
3	District Sub-district Towns Villages Inhabited Villages Uninhabited Villages Village Panchayat Intermediate Panchayat	12
	Demographics (2011)	
4	Population Households Rural/Urban Population Sex Ratio (Total & 0-6 Years) Religious Population Social Population Literacy Rate	13
	Electoral Features	
5	Important Dates of Last Elections Held Electors by Gender Service Electors Voters Voters Turnout Polling Stations & Average Number of Electors per Polling Station Electors by Age Group Present Elected Representatives	14-19
	Historical Summary Election Results	
6	Vote Share of Major Parties Winning Margin (Number & Percentage) Polarity of Parties Summary Result of Assembly Segment of Parliamentary Elections 2024, 2019, 2014 and 2009 Summary Result of Assembly Elections 2022, 2017 and 2012	20-29
	Polling Station Level Election Results	
7	Name and Number of Polling Station 2024, 2022, 2019, 2017, 2014, 2012 and 2009 Polling Station-wise Electors, Voters & Voters Turnout 2024, 2022, 2019, 2017, 2014, 2012 and 2009 Polling Station wise Elections Results 2024, 2022, 2019, 2017, 2014, 2012 and 2009	30-134
	Share of Assembly Constituency	
8	Share of Assembly Constituency - (Vidhan Sabha) in State, District and Parliamentary Constituency - (Lok Sabha)	135
9	Abbreviation & Sources	136
10	Disclaimer	137

Location & Political Map

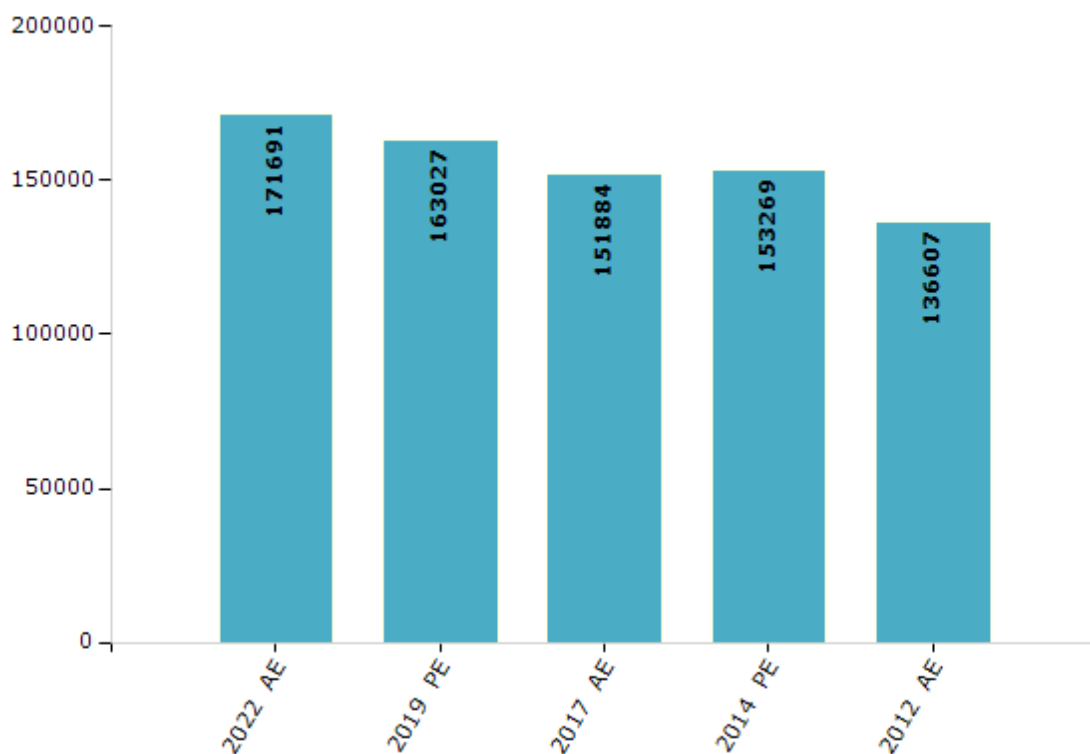


Electoral Features

Electors by Male & Female

Year	Male	Female	Others	Total	Year	Male	Female	Others	Total
2022 AE	89727	81957	7	171691	1992 AE	-	-	-	-
2019 PE	85523	77501	3	163027	1985 AE	-	-	-	-
2017 AE	80033	71850	1	151884	1980 AE	-	-	-	-
2014 PE	80520	72745	4	153269	1977 AE	-	-	-	-
2012 AE	72247	64360	0	136607	1972 AE	-	-	-	-
2009 PE	-	-	-	-	1969 AE	-	-	-	-
2007 AE	-	-	-	-	1967 AE	-	-	-	-
2004 PE	-	-	-	-	1962 AE	-	-	-	-
2002 AE	-	-	-	-	1957 AE	-	-	-	-
1999 PE	-	-	-	-	1952 AE	-	-	-	-
1997 AE	-	-	-	-					

Number of Electors



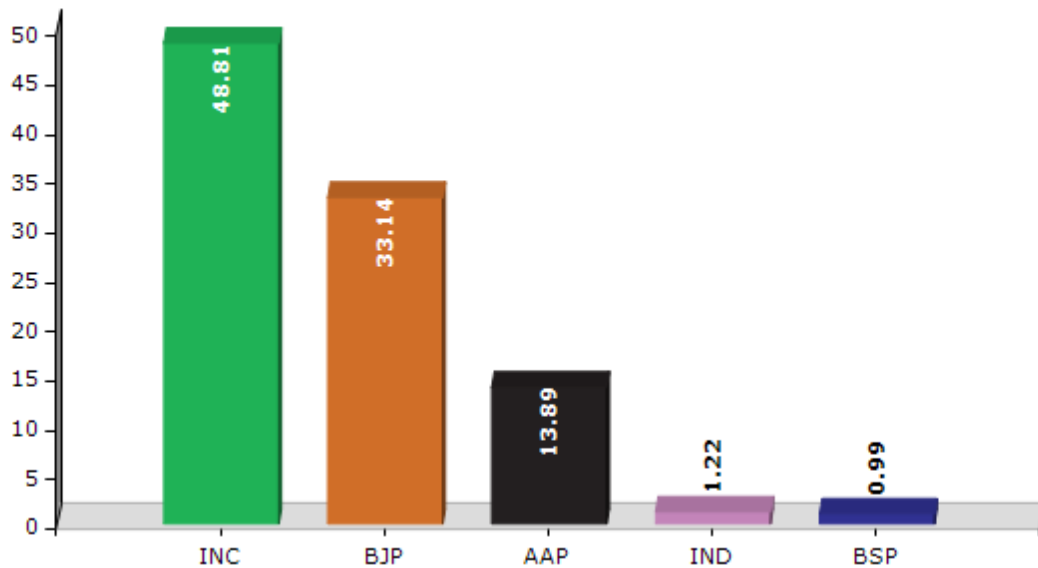
Note : AE : Assembly Election, PE : Assembly Segment of Parliamentary Election

Historical Summary Election Results

Summary Result of Assembly Election - 2017

Candidate Name	Party	Votes	Votes %
Sushil Kumar Rinku	INC	53983	48.81
Mahinder Pal Bhagat	BJP	36649	33.14
Darshan Lal Bhagat	AAP	15364	13.89
Surinder Mahey	IND	1345	1.22
Paramjeet Mall	BSP	1099	0.99
Subhash Gorla	SHS	760	0.69
Jugal Kishore	APPA	239	0.22
	NOTA	1155	1.04

Votes Percentage of Top Parties - 2017



Polling Station Level Election Results

Number and Name of Polling Stations (PS) (2022)

Number of Polling Stations	Name of Polling Stations	Number of Polling Stations	Name of Polling Stations
1	Lyalpur Khalsa Senior Secondary School, Nakodar Road	22	Govt. Sr. Sec. School (Girls), Bhargo Nagar
2	Lyalpur Khalsa Senior Secondary School, Nakodar Road	23	Govt. Sr. Sec. School (Girls), Bhargo Nagar
3	Lyalpur Khalsa Senior Secondary School, Nakodar Road	24	Govt. Sr. Sec. School (Girls), Bhargo Nagar
4	Govt. Senior Secondary School (Girls), Abadpura	25	Govt. Sr. Sec. School (Girls), Bhargo Nagar
5	Govt. Senior Secondary School (Girls), Abadpura	26	Govt. Sr. Secondary School, Opp. Old Primary School, Model House
6	Govt. Senior Secondary School (Girls), Abadpura	27	Govt. Sr. Secondary School, Opp. Old Primary School, Model House
7	Govt. Senior Secondary School (Girls), Abadpura	28	Govt. Sr. Secondary School, Opp. Old Primary School, Model House
8	New St.Soldier Sr.Sec. Public School, Guru Ravi Dass Nagar	29	Govt. Sr. Secondary School, Opp. Old Primary School, Model House
9	New St.Soldier Sr.Sec. Public School, Guru Ravi Dass Nagar	30	Govt. Sr. Secondary School, Opp. Old Primary School, Model House
10	A.N.Gujral Model High School (Nari Niketan Trust)	31	Govt. Primary Smart School, Jallowal
11	A.N.Gujral Model High School (Nari Niketan Trust)	32	Govt. Primary Smart School, Jallowal
12	A.N.Gujral Model High School (Nari Niketan Trust)	33	Janj Ghar Near Gurdwara Model House
13	A.N.Gujral Model High School (Nari Niketan Trust)	34	Janj Ghar Near Gurdwara Model House
14	Govt. Institute Of Leather & Footwear Technolgy, Nakodar Road	35	S.P. Prime Public School, New Deol Nagar
15	Govt. Institute Of Leather & Footwear Technolgy, Nakodar Road	36	S.P. Prime Public School, New Deol Nagar
16	Govt. Institute Of Leather & Footwear Technolgy, Nakodar Road	37	S.P. Prime Public School, New Deol Nagar
17	Govt. High School (Co-Education) Bootan Mandi	38	S.P. Prime Public School, New Deol Nagar
18	Govt. Sr. Sec. School (Boys), Bhargo Nagar	39	S.P. Prime Public School, New Deol Nagar
19	Govt. Sr. Sec. School (Boys), Bhargo Nagar	40	M.D. Public School, New Dashmesh Nagar
20	Govt. Sr. Sec. School (Boys), Bhargo Nagar	41	M.D. Public School, New Dashmesh Nagar
21	Govt. Sr. Sec. School (Girls), Bhargo Nagar	42	Little India Public School, Geeta Colony, Kala Sanghian Road

Contd....

Polling Station Level Election Results

Polling Station-wise Votes Secured by Overall Top Five Parties in Jalandhar West Assembly in Assembly Election (AE) under Jalandhar Parliamentary Constituency in Punjab (2022)

Number of Polling Station	Winner - Sheetal Angural (AAP)	Runner-up - Sushil Kumar Rinku (INC)	3rd - Mohinder Bhagat (BJP)	4th - Anil Meenia (BSP)	5th - Jasbir Singh Mann (SAD(M))	NOTA	Other	Total Votes Secured
36	312	195	216	14	9	9	6	761
37	260	177	162	22	6	13	4	644
38	302	225	195	48	14	3	4	791
39	158	129	114	17	4	4	0	426
40	151	272	263	7	5	6	9	713
41	161	161	334	5	6	10	22	699
42	206	165	374	17	4	5	15	786
43	218	112	119	5	3	6	22	485
44	207	108	106	8	7	7	22	465
45	207	77	143	17	6	4	38	492
46	230	107	112	14	5	3	21	492
47	129	371	54	124	3	6	84	771
48	144	341	63	40	4	4	23	619
49	176	358	80	68	7	6	6	701
50	221	267	53	81	6	5	39	672
51	273	145	205	15	16	7	8	669
52	262	180	180	19	8	4	12	665
53	266	137	240	20	12	6	4	685
54	239	195	202	10	6	4	9	665
55	208	187	291	8	1	6	9	710
56	87	418	291	8	1	7	10	822
57	219	130	264	24	15	9	8	669
58	278	148	225	12	21	2	14	700
59	41	150	338	1	2	5	9	546
60	27	125	340	3	1	3	6	505
61	43	121	397	2	1	0	1	565
62	18	68	313	0	1	4	2	406
63	212	179	220	4	1	7	9	632
64	138	187	258	3	4	6	10	606
65	142	188	296	6	12	2	10	656
66	127	182	328	4	1	3	9	654
67	145	300	335	12	2	2	14	810
68	129	121	80	16	1	1	16	364
69	126	136	166	7	1	1	3	440
70	108	152	192	1	3	2	6	464

Contd....

Polling Station Level Election Results

Winner, Runner-up and 3rd Party Position & Winning Margin According to Polling Stations in Jalandhar West Assembly in Assembly Election (AE) under Jalandhar Parliamentary Constituency in Punjab (2022)

Polling Station Number	Winner Party	Winner Votes (%)	Runner-up Party	Runner-up Votes (%)	Winning Margin Votes (%)	Third Party	Third Party Votes (%)	Other Votes (%)
71	AAP	251 (36.48)	BJP	222 (32.27)	29 (4.21)	INC	172 (25)	43 (6.25)
72	AAP	270 (37.71)	BJP	210 (29.33)	60 (8.38)	INC	198 (27.65)	38 (5.31)
73	BJP	315 (44.74)	AAP	187 (26.56)	128 (18.18)	INC	181 (25.71)	21 (2.98)
74	AAP	212 (36.36)	BJP	196 (33.62)	16 (2.74)	INC	131 (22.47)	44 (7.55)
75	INC	264 (34.69)	AAP	243 (31.93)	21 (2.76)	BJP	204 (26.81)	50 (6.57)
76	AAP	193 (37.33)	INC	145 (28.05)	48 (9.28)	BJP	123 (23.79)	56 (10.83)
77	AAP	124 (38.27)	INC	106 (32.72)	18 (5.55)	BJP	59 (18.21)	35 (10.8)
78	AAP	203 (42.74)	BJP	139 (29.26)	64 (13.48)	INC	117 (24.63)	16 (3.37)
79	AAP	256 (38.55)	BJP	201 (30.27)	55 (8.28)	INC	164 (24.7)	43 (6.48)
80	AAP	313 (41.96)	BJP	197 (26.41)	116 (15.55)	INC	192 (25.74)	44 (5.9)
81	AAP	301 (43.31)	INC	202 (29.06)	99 (14.25)	BJP	156 (22.45)	36 (5.18)
82	AAP	251 (42.69)	INC	147 (25)	104 (17.69)	BJP	127 (21.6)	63 (10.71)
83	INC	345 (42.96)	AAP	320 (39.85)	25 (3.11)	BJP	90 (11.21)	48 (5.98)
84	AAP	369 (45.28)	INC	303 (37.18)	66 (8.1)	BJP	88 (10.8)	55 (6.75)
85	AAP	369 (45.78)	INC	361 (44.79)	8 (0.99)	BJP	34 (4.22)	42 (5.21)
86	AAP	236 (36.42)	BJP	203 (31.33)	33 (5.09)	INC	183 (28.24)	26 (4.01)
87	AAP	416 (55.54)	INC	238 (31.78)	178 (23.76)	BJP	55 (7.34)	40 (5.34)
88	INC	162 (41.12)	AAP	157 (39.85)	5 (1.27)	BJP	59 (14.97)	16 (4.06)
89	INC	178 (37.32)	AAP	140 (29.35)	38 (7.97)	BJP	101 (21.17)	58 (12.16)
90	INC	223 (35.62)	AAP	187 (29.87)	36 (5.75)	BJP	150 (23.96)	66 (10.54)
91	INC	256 (43.24)	AAP	246 (41.55)	10 (1.69)	BSP	41 (6.93)	49 (8.28)
92	AAP	213 (39.89)	INC	208 (38.95)	5 (0.94)	BJP	74 (13.86)	39 (7.3)
93	AAP	337 (45.42)	INC	281 (37.87)	56 (7.55)	BJP	73 (9.84)	51 (6.87)
94	AAP	263 (46.8)	INC	199 (35.41)	64 (11.39)	BJP	70 (12.46)	30 (5.34)
95	INC	295 (44.83)	AAP	285 (43.31)	10 (1.52)	BJP	50 (7.6)	28 (4.26)
96	AAP	309 (44.52)	INC	267 (38.47)	42 (6.05)	BJP	75 (10.81)	43 (6.2)
97	AAP	129 (37.28)	INC	117 (33.82)	12 (3.46)	BJP	87 (25.14)	13 (3.76)
98	AAP	249 (49.21)	INC	128 (25.3)	121 (23.91)	BJP	85 (16.8)	44 (8.7)
99	AAP	299 (42.71)	INC	251 (35.86)	48 (6.85)	BJP	102 (14.57)	48 (6.86)
100	AAP	213 (40.88)	INC	152 (29.17)	61 (11.71)	BJP	113 (21.69)	43 (8.25)
101	AAP	321 (45.66)	INC	208 (29.59)	113 (16.07)	BJP	139 (19.77)	35 (4.98)
102	BJP	203 (35)	AAP	199 (34.31)	4 (0.69)	INC	141 (24.31)	37 (6.38)
103	AAP	315 (42.34)	BJP	258 (34.68)	57 (7.66)	INC	129 (17.34)	42 (5.65)
104	AAP	204 (41.05)	BJP	146 (29.38)	58 (11.67)	INC	134 (26.96)	13 (2.62)
105	AAP	271 (43.57)	INC	229 (36.82)	42 (6.75)	BJP	86 (13.83)	36 (5.79)

Contd....

DISCLAIMER

The Terms of Use and Disclaimer of Datanet India Private Limited (hereinafter referred to as "Datanet") for use of this analysis report of **Jalandhar West Assembly Constituency (Jalandhar West Vidhan Sabha)** :-

1. **Assembly Factbook™** is a Registered Trade Mark owned by Datanet.
2. All the maps are sketched and graphical representation only and have not been drawn to the scale and also not to represent the actual geographical area or boundary of the unit.
3. The data for the aforesaid analysis is based on authentic sources and has been culled from the various publications of Census, CSO and NSSO for district and block level data, various central and state government departments, Central & State Elections Commissions and the concerned Returning Officers' releases, Electoral Rolls, Election results and allied publications, internal assessment, surveys, estimates and analysis. Therefore, certain adjustment of data at micro level may have been done to arrive closer to the macro data.
4. Data have been provided on an "As Is" and "As AVAILABLE" basis
5. The colours shown in the maps or diagram and charts of a particular party, alliance or AC are indicative and do not represent them.
6. This publication which includes maps, sheets, graphs and data would be the property under copyright of Datanet only. The user may use these for its internal study, analysis and research purposes. It's public display, re-selling or any commercial uses by the user are not allowed.
7. Datanet has taken due care and caution in compilation and processing of data and allied information, but does not guarantee the accuracy, adequacy or completeness of any information/analysis and will be not responsible for any errors or omissions or for the results obtained from the use of such information/analysis.
8. All the contents for the publication have been culled from various authentic sources and Datanet reasonably believes such sources to be reliable, but does not make any representations, express or implied as to the accuracy or fitness of use of such information. The information or contents of the information/analysis do not constitute advice and should not be relied upon in making (or refraining from making) any decision. Any reliance placed upon the information provided by Datanet is the sole responsibility and strictly at the user's risk.
9. In no event will Datanet be liable for any damages (including, without limitation, damages for loss of business projects, or loss of profits) arising in contract, tort or otherwise from the use of or inability to use any of its contents, or from any action taken (or refrained from being taken) as a result of using the analysis or any of its contents. Datanet its directors, owners, editors, officials, employees, distributor and agents or any associate will not be liable for any errors in the information contained or any consequences arising from the use of the contents of the provided information/analysis.
10. If any provision of these terms and conditions is held invalid or illegal or unenforceable for any reason by any court of competent jurisdiction, such provision shall be severed and the remainder of provisions of the terms and conditions shall continue in full force and effect as if the Term of Use had been executed with the invalid, illegal or unenforceable provision eliminated.
11. If there are any discrepancies in the information provided, please bring it to attention of Datanet for suitable rectification measures.

**Buy Online This Complete Book At
Datanet India eBooks Store**


www.indiastatpublications.com

or go directly at

[http://www.indiastatpublications.com/
Assembly_factbook/Punjab/Jalandhar/Jalandhar_West](http://www.indiastatpublications.com/Assembly_factbook/Punjab/Jalandhar/Jalandhar_West)

 **i** indiastat **elections**

ISBN : 978-93-5802-663-4



9 789358 026634