



Punjab

Assembly Factbook™

Ludhiana Central Assembly Constituency

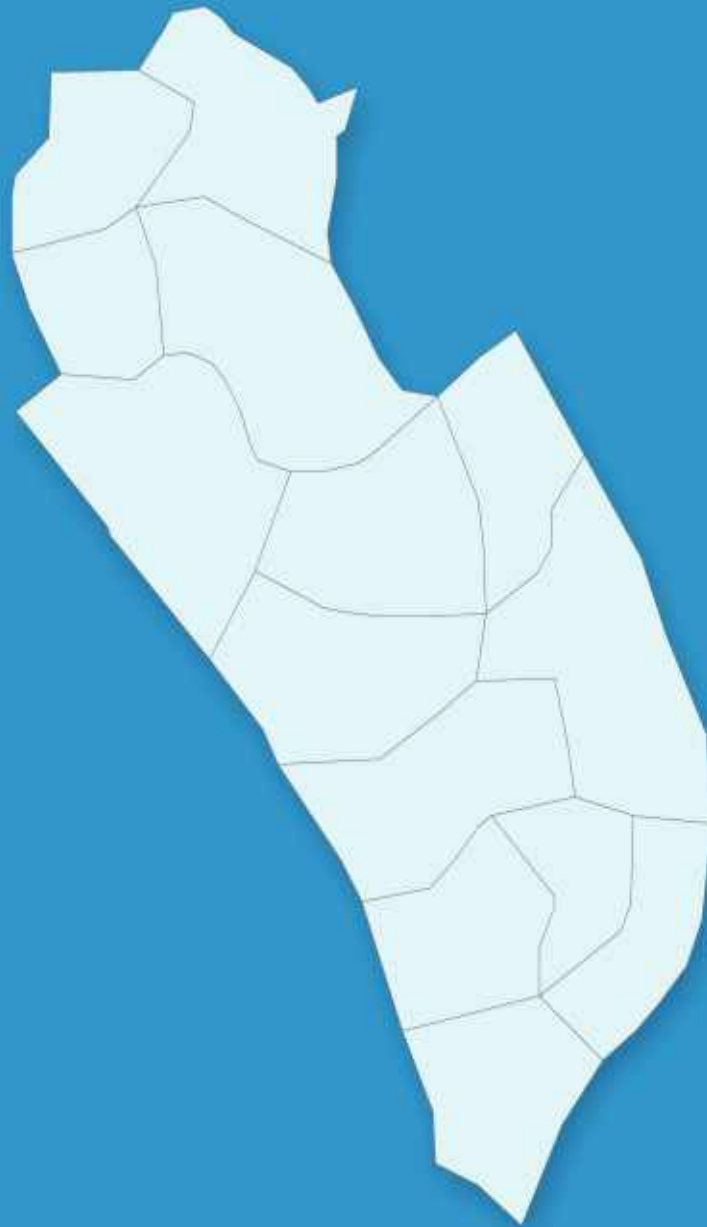


Key Electoral Data of Ludhiana Central
Assembly Constituency (Vidhan Sabha)

Punjab

Assembly Factbook™

Ludhiana Central Assembly Constituency



Ludhiana Central Vidhan Sabha

Editor & Director

Dr. R.K. Thukral

Research Editor

Dr. Shafeeq Rahman

Compiled, Researched and Published by Datanet India Pvt. Ltd.

D-100, 1st Floor,

Okhla Industrial Area, Phase-I,

New Delhi- 110020.

Ph.: 91-11- 43580781-84

Email : support@indiastatpublications.com

Website : www.indiastatelections.com

Online Book Store :

www.indiastatpublications.com

Report No. : AFB/PB-063-0125

ISBN : 978-93-5802-659-7

First Edition : January, 2018

Eighth Updated Edition : January, 2025

Price : Rs.11500/-

US\$ 310

© **Datanet India Pvt. Ltd.**

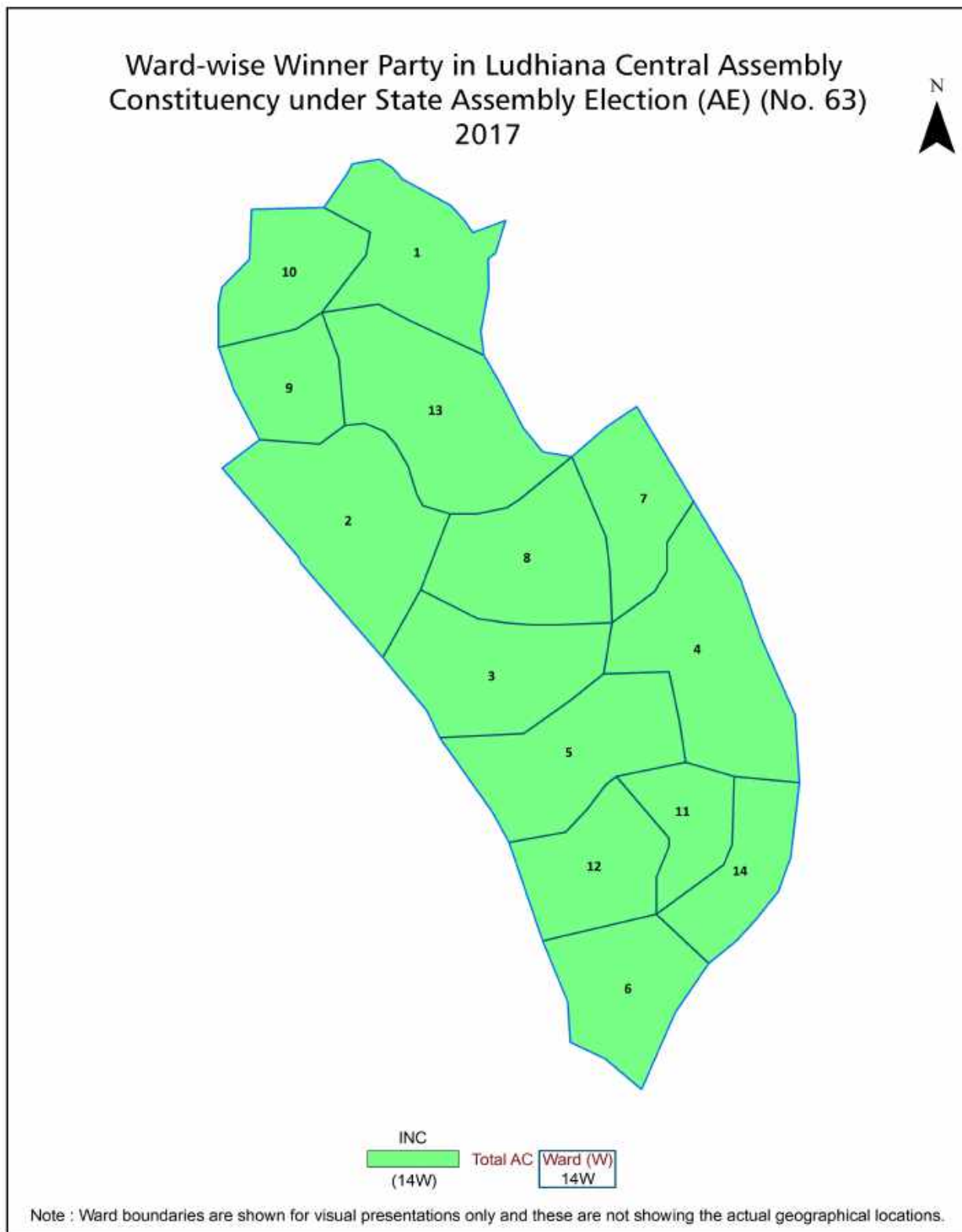
All rights reserved. No part of this book may be reproduced, stored in a retrieval system or transmitted in any form or by any means, mechanical photocopying, photographing, scanning, recording or otherwise without the prior written permission of the publisher. Please refer to Disclaimer at page no. 133 for the use of this publication.

Printed in India

Contents

No.	Particulars	Page No.
	Introduction	
1	Assembly Constituency - (Vidhan Sabha) at a Glance Features of Assembly as per Delimitation Commission of India (2008)	1-2
	Location and Political Maps	
2	Location Map Boundaries of Assembly Constituency - (Vidhan Sabha) in District Boundaries of Assembly Constituency under Parliamentary Constituency - (Lok Sabha) Locality-wise Winner Parties- 2024, 2022, 2019, 2017, 2014, 2012 and 2009	3-11
	Administrative Setup (2011)	
3	District Sub-district Towns Villages Inhabited Villages Uninhabited Villages Village Panchayat Intermediate Panchayat	12
	Demographics (2011)	
4	Population Households Rural/Urban Population Sex Ratio (Total & 0-6 Years) Religious Population Social Population Literacy Rate	13
	Electoral Features	
5	Important Dates of Last Elections Held Electors by Gender Service Electors Voters Voters Turnout Polling Stations & Average Number of Electors per Polling Station Electors by Age Group Present Elected Representatives	14-19
	Historical Summary Election Results	
6	Vote Share of Major Parties Winning Margin (Number & Percentage) Polarity of Parties Summary Result of Assembly Segment of Parliamentary Elections 2024, 2019, 2014 and 2009 Summary Result of Assembly Elections 2022, 2017 and 2012	20-29
	Polling Station Level Election Results	
7	Name and Number of Polling Station 2024, 2022, 2019, 2017, 2014, 2012 and 2009 Polling Station-wise Electors, Voters & Voters Turnout 2024, 2022, 2019, 2017, 2014, 2012 and 2009 Polling Station wise Elections Results 2024, 2022, 2019, 2017, 2014, 2012 and 2009	30-130
	Share of Assembly Constituency	
8	Share of Assembly Constituency - (Vidhan Sabha) in State, District and Parliamentary Constituency - (Lok Sabha)	131
9	Abbreviation & Sources	132
10	Disclaimer	133

Location & Political Map

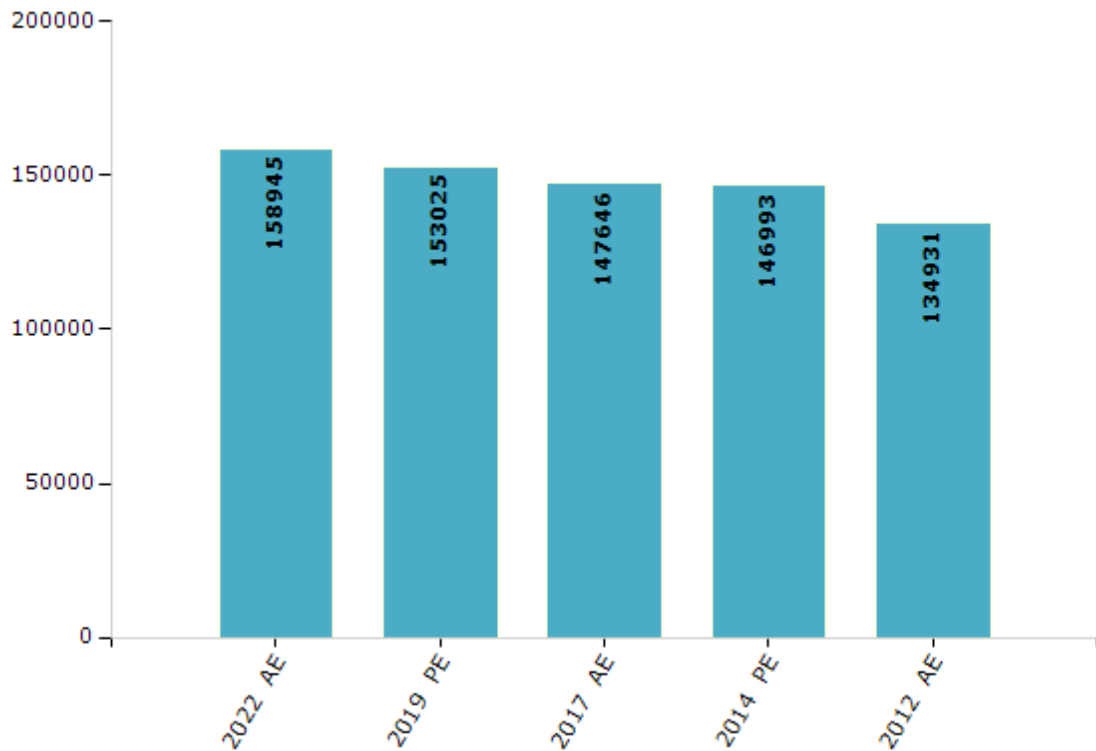


Electoral Features

Electors by Male & Female

Year	Male	Female	Others	Total	Year	Male	Female	Others	Total
2022 AE	85154	73780	11	158945	1992 AE	-	-	-	-
2019 PE	82013	71007	5	153025	1985 AE	-	-	-	-
2017 AE	79290	68354	2	147646	1980 AE	-	-	-	-
2014 PE	78736	68255	2	146993	1977 AE	-	-	-	-
2012 AE	72129	62802	0	134931	1972 AE	-	-	-	-
2009 PE	-	-	-	-	1969 AE	-	-	-	-
2007 AE	-	-	-	-	1967 AE	-	-	-	-
2004 PE	-	-	-	-	1962 AE	-	-	-	-
2002 AE	-	-	-	-	1957 AE	-	-	-	-
1999 PE	-	-	-	-	1952 AE	-	-	-	-
1997 AE	-	-	-	-					

Number of Electors



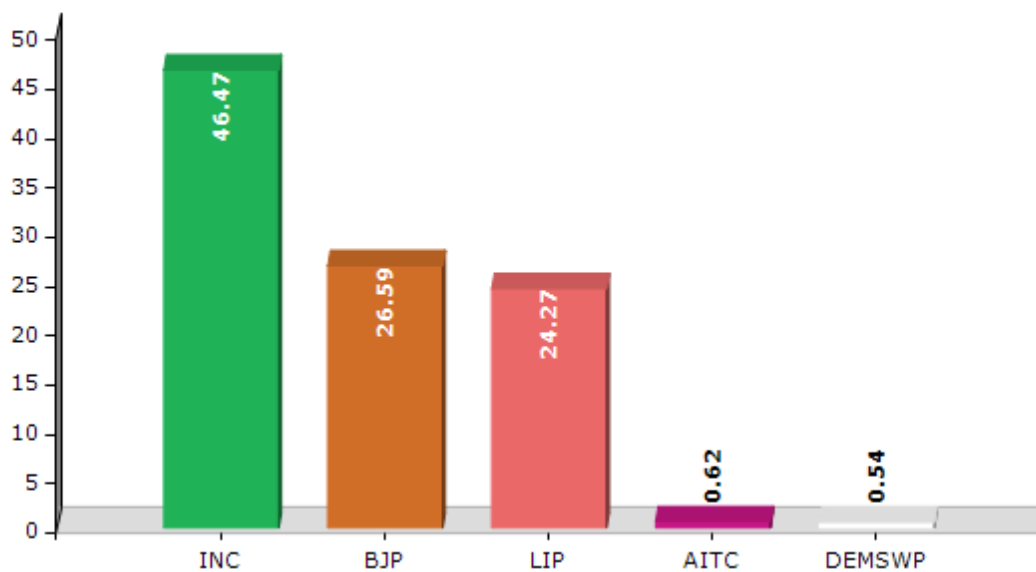
Note : AE : Assembly Election, PE : Assembly Segment of Parliamentary Election

Historical Summary Election Results

Summary Result of Assembly Election - 2017

Candidate Name	Party	Votes	Votes %
Surinder Kumar Dawar	INC	47871	46.47
Gurdev Sharma Debi	BJP	27391	26.59
Vipan Sood Kaka	LIP	25001	24.27
Sushil Kumar	AITC	638	0.62
Rajeev Kumar	DEMSWP	552	0.54
Akhlesh Singh	BSP	495	0.48
	NOTA	1064	1.03

Votes Percentage of Top Parties - 2017



Polling Station Level Election Results

Number and Name of Polling Stations (PS) (2022)

Number of Polling Stations	Name of Polling Stations	Number of Polling Stations	Name of Polling Stations
1	Govt. Middle School Saidan Mohalla Barahampuri Ludhiana	22	S.A.N. Jain Sen.Sec. School. Ludhiana
2	Tirth Ram Memorial School Bajwa Nagar Ludhiana	23	San Jain Model School, Circular Road, Ludhiana
3	Tirth Ram Memorial School Bajwa Nagar Ludhiana	24	S.A.N. Jain Model School, Circular Road, Ludhiana
4	Tirth Ram Memorial School Bajwa Nagar Ludhiana	25	Rai Sahib Jugal Kishore Model School Katra Nohria
5	Sanatan Dharam Girls Higher Sec. School Moh. Vakilan Ludhiana	26	Rai Sahib Jugal Kishore Model School Katra Nohria
6	Govt. High School Pri. Section Madhopuri Ludhiana	27	Municipal Corporation New Building Ldh
7	Govt. High School Pri. Section Madhopuri Ludhiana	28	Municipal Corporation New Building Ldh
8	Govt. Girls High School, Madhopuri Chowk St No-1,Ludhiana	29	Govt. Girls Sen.Sec. School Vaishno Devi Chowk, Div-No-3 Ludhiana
9	S.D.P. Higher Sen. Sec. School, Ludhiana	30	Govt. Girls Sen.Sec. School Vaishno Devi Chowk, Div-No-3 Ludhiana
10	Arya Girls Higher Sec. School, Ldh	31	Dharamshala Gaja Jain Chhapri Tilak Nagar, Ludhiana
11	Arya Girls Higher Sec. School, Ldh	32	Dharamshala Gaja Jain Chhapri Tilak Nagar, Ludhiana
12	Arya Girls Higher Sec. School, Ldh	33	Jain Dharamshala, Roopa Mistary Gali
13	S.D.P. Model Sen. Sec. School, Ludhiana	34	Jain Dharamshala, Roopa Mistary Gali
14	Sdp Model Sen. Sec. School	35	Dharamshala Aggarwal, Singla Shivala Road Ludhiana
15	S.D.P. Model Sen. Sec. School, Ludhiana	36	Jain Sen. Sec. School Girls, Ludhiana
16	S.D.P. Model Sen. Sec. School, Ludhiana	37	Jain Sen. Sec. School Girls, Ludhiana
17	S.A.N. Jain Sen. Sec School, Daresi Road, Ludhiana	38	Pothohar Sayyad Khalsa National Senior Sec School Branch Fateganj Mohalla, Ludhiana
18	S.A.N. Jain Sen. Sec School, Daresi Road, Ludhiana	39	Pothohar Sayyad Khalsa National Senior Sec School Branch Fateganj Mohalla, Ludhiana
19	Ldh. Govt. Tech. Ins. Quality Marketing Killa Store	40	Municipal Corporation Zone A, (B&M And O&M), Baba Than Sing Chowk,Opp. Gurudwara Darshan Singh Sabha, Ludhiana
20	Ldh. Govt. Tech. Ins. Quality Marketing Killa Store	41	Municipal Corporation Zone A, (B&M And O&M), Baba Than Sing Chowk,Opp. Gurudwara Darshan Singh Sabha, Ludhiana
21	S.A.N. Jain Sen.Sec. School. Ludhiana	42	Govt. Elementary School Haata Sher Ganj

Contd....

Polling Station Level Election Results

Polling Station-wise Votes Secured by Overall Top Five Parties in Ludhiana Central Assembly in Assembly Election (AE) under Ludhiana Parliamentary Constituency in Punjab (2022)

Number of Polling Station	Winner - Ashok Parashar (Pappi) (AAP)	Runner-up - Gurdev Sharma Debi (BJP)	3rd - Surinder Kumar Dawar (INC)	4th - Pritpal Singh Pali (SAD)	5th - Harjinder Singh (SAD(M))	NOTA	Other	Total Votes Secured
36	193	311	152	4	0	12	2	674
37	54	66	49	0	0	2	0	171
38	294	162	195	102	7	0	5	765
39	260	193	214	36	13	7	2	725
40	154	71	128	54	4	1	1	413
41	175	90	160	54	4	1	3	487
42	251	118	154	64	4	6	3	600
43	229	224	178	75	5	4	2	717
44	191	29	102	64	13	4	2	405
45	151	102	149	49	4	8	2	465
46	71	86	56	28	6	4	2	253
47	230	117	70	60	4	2	2	485
48	251	175	105	74	4	4	2	615
49	162	29	84	104	13	4	2	398
50	154	53	124	81	4	1	5	422
51	219	257	142	31	1	6	6	662
52	219	157	145	41	10	10	5	587
53	198	160	60	15	1	2	2	438
54	90	50	73	28	2	2	4	249
55	232	184	122	28	2	4	1	573
56	59	71	59	17	3	1	0	210
57	226	38	426	44	1	1	5	741
58	204	62	203	110	9	1	1	590
59	175	27	84	119	13	5	4	427
60	242	45	345	16	0	2	3	653
61	247	128	91	65	9	3	30	573
62	176	176	167	42	5	3	2	571
63	262	164	111	129	9	4	6	685
64	255	103	106	130	11	3	3	611
65	219	167	128	99	24	8	4	649
66	240	93	191	199	28	6	6	763
67	252	211	194	23	16	3	3	702
68	363	164	390	63	17	6	1	1004
69	248	68	120	75	20	2	2	535
70	248	102	107	33	7	2	0	499

Contd....

Polling Station Level Election Results

Winner, Runner-up and 3rd Party Position & Winning Margin According to Polling Stations in Ludhiana Central Assembly in Assembly Election (AE) under Ludhiana Parliamentary Constituency in Punjab (2022)

Polling Station Number	Winner Party	Winner Votes (%)	Runner-up Party	Runner-up Votes (%)	Winning Margin Votes (%)	Third Party	Third Party Votes (%)	Other Votes (%)
71	AAP	115 (35.28)	BJP	85 (26.07)	30 (9.21)	INC	81 (24.85)	45 (13.8)
72	AAP	296 (48.6)	BJP	123 (20.2)	173 (28.4)	INC	104 (17.08)	86 (14.12)
73	BJP	211 (33.18)	AAP	206 (32.39)	5 (0.79)	INC	178 (27.99)	41 (6.45)
74	BJP	150 (36.86)	INC	123 (30.22)	27 (6.64)	AAP	114 (28.01)	20 (4.91)
75	AAP	184 (36.36)	INC	152 (30.04)	32 (6.32)	BJP	139 (27.47)	31 (6.13)
76	BJP	238 (39.6)	AAP	189 (31.45)	49 (8.15)	INC	146 (24.29)	28 (4.66)
77	INC	195 (39.39)	AAP	116 (23.43)	79 (15.96)	BJP	105 (21.21)	79 (15.96)
78	AAP	143 (26.43)	BJP	135 (24.95)	8 (1.48)	SAD	127 (23.48)	136 (25.14)
79	AAP	149 (30.04)	BJP	118 (23.79)	31 (6.25)	SAD	107 (21.57)	122 (24.6)
80	BJP	164 (33.27)	INC	151 (30.63)	13 (2.64)	AAP	126 (25.56)	52 (10.55)
81	AAP	154 (25.25)	BJP	152 (24.92)	2 (0.33)	SAD	147 (24.1)	157 (25.74)
82	BJP	144 (33.49)	AAP	122 (28.37)	22 (5.12)	INC	117 (27.21)	47 (10.93)
83	AAP	169 (41.73)	INC	120 (29.63)	49 (12.1)	BJP	79 (19.51)	37 (9.14)
84	AAP	206 (39.77)	INC	161 (31.08)	45 (8.69)	BJP	109 (21.04)	42 (8.11)
85	AAP	158 (33.62)	INC	142 (30.21)	16 (3.41)	BJP	116 (24.68)	54 (11.49)
86	AAP	125 (40.32)	BJP	88 (28.39)	37 (11.93)	INC	77 (24.84)	20 (6.45)
87	AAP	251 (50)	INC	157 (31.27)	94 (18.73)	BJP	57 (11.35)	37 (7.37)
88	AAP	165 (41.77)	INC	103 (26.08)	62 (15.69)	BJP	66 (16.71)	61 (15.44)
89	AAP	170 (37.78)	INC	135 (30)	35 (7.78)	BJP	98 (21.78)	47 (10.44)
90	INC	140 (32.33)	AAP	127 (29.33)	13 (3)	SAD	78 (18.01)	88 (20.32)
91	BJP	209 (35.19)	INC	175 (29.46)	34 (5.73)	AAP	152 (25.59)	58 (9.76)
92	AAP	287 (39.37)	INC	198 (27.16)	89 (12.21)	BJP	180 (24.69)	64 (8.78)
93	AAP	271 (41.12)	INC	202 (30.65)	69 (10.47)	BJP	138 (20.94)	48 (7.28)
94	INC	192 (34.66)	AAP	169 (30.51)	23 (4.15)	BJP	156 (28.16)	37 (6.68)
95	BJP	129 (33.86)	AAP	107 (28.08)	22 (5.78)	INC	104 (27.3)	41 (10.76)
96	AAP	159 (31.36)	BJP	151 (29.78)	8 (1.58)	INC	143 (28.21)	54 (10.65)
97	AAP	105 (36.46)	BJP	80 (27.78)	25 (8.68)	INC	56 (19.44)	47 (16.32)
98	INC	138 (32.17)	AAP	132 (30.77)	6 (1.4)	BJP	128 (29.84)	31 (7.23)
99	AAP	130 (29.15)	BJP	120 (26.91)	10 (2.24)	INC	103 (23.09)	93 (20.85)
100	AAP	154 (31.82)	INC	135 (27.89)	19 (3.93)	BJP	122 (25.21)	73 (15.08)
101	BJP	153 (38.83)	AAP	88 (22.34)	65 (16.49)	INC	85 (21.57)	68 (17.26)
102	AAP	212 (32.22)	SAD	170 (25.84)	42 (6.38)	BJP	120 (18.24)	156 (23.71)
103	BJP	171 (29.9)	SAD	164 (28.67)	7 (1.23)	AAP	111 (19.41)	126 (22.03)
104	BJP	176 (29.33)	AAP	172 (28.67)	4 (0.66)	SAD	155 (25.83)	97 (16.17)
105	AAP	230 (33.58)	SAD	196 (28.61)	34 (4.97)	BJP	125 (18.25)	134 (19.56)

Contd....

DISCLAIMER

The Terms of Use and Disclaimer of Datanet India Private Limited (hereinafter referred to as "Datanet") for use of this analysis report of **Ludhiana Central Assembly Constituency (Ludhiana Central Vidhan Sabha)** :-

1. **Assembly Factbook™** is a Registered Trade Mark owned by Datanet.
2. All the maps are sketched and graphical representation only and have not been drawn to the scale and also not to represent the actual geographical area or boundary of the unit.
3. The data for the aforesaid analysis is based on authentic sources and has been culled from the various publications of Census, CSO and NSSO for district and block level data, various central and state government departments, Central & State Elections Commissions and the concerned Returning Officers' releases, Electoral Rolls, Election results and allied publications, internal assessment, surveys, estimates and analysis. Therefore, certain adjustment of data at micro level may have been done to arrive closer to the macro data.
4. Data have been provided on an "As Is" and "As AVAILABLE" basis
5. The colours shown in the maps or diagram and charts of a particular party, alliance or AC are indicative and do not represent them.
6. This publication which includes maps, sheets, graphs and data would be the property under copyright of Datanet only. The user may use these for its internal study, analysis and research purposes. It's public display, re-selling or any commercial uses by the user are not allowed.
7. Datanet has taken due care and caution in compilation and processing of data and allied information, but does not guarantee the accuracy, adequacy or completeness of any information/analysis and will be not responsible for any errors or omissions or for the results obtained from the use of such information/analysis.
8. All the contents for the publication have been culled from various authentic sources and Datanet reasonably believes such sources to be reliable, but does not make any representations, express or implied as to the accuracy or fitness of use of such information. The information or contents of the information/analysis do not constitute advice and should not be relied upon in making (or refraining from making) any decision. Any reliance placed upon the information provided by Datanet is the sole responsibility and strictly at the user's risk.
9. In no event will Datanet be liable for any damages (including, without limitation, damages for loss of business projects, or loss of profits) arising in contract, tort or otherwise from the use of or inability to use any of its contents, or from any action taken (or refrained from being taken) as a result of using the analysis or any of its contents. Datanet its directors, owners, editors, officials, employees, distributor and agents or any associate will not be liable for any errors in the information contained or any consequences arising from the use of the contents of the provided information/analysis.
10. If any provision of these terms and conditions is held invalid or illegal or unenforceable for any reason by any court of competent jurisdiction, such provision shall be severed and the remainder of provisions of the terms and conditions shall continue in full force and effect as if the Term of Use had been executed with the invalid, illegal or unenforceable provision eliminated.
11. If there are any discrepancies in the information provided, please bring it to attention of Datanet for suitable rectification measures.

Buy Online This Complete Book At
Datanet India eBooks Store

www.indiastatpublications.com

or go directly at

[http://www.indiastatpublications.com/
Assembly_factbook/Punjab/Ludhiana/ Ludhiana_Central](http://www.indiastatpublications.com/Assembly_factbook/Punjab/Ludhiana/Ludhiana_Central)

 **indiastat**elections

