



Punjab

# Assembly Factbook™

Ludhiana North Assembly Constituency




Key Electoral Data of Ludhiana North  
Assembly Constituency (Vidhan Sabha)

Punjab

# Assembly Factbook™

Ludhiana North Assembly Constituency



Ludhiana North Vidhan Sabha

## **Editor & Director**

Dr. R.K. Thukral

## **Research Editor**

Dr. Shafeeq Rahman

## **Compiled, Researched and Published by Datanet India Pvt. Ltd.**

D-100, 1st Floor,

Okhla Industrial Area, Phase-I,

New Delhi- 110020.

Ph.: 91-11- 43580781-84

Email : support@indiastatpublications.com

Website : www.indiastatelections.com

## **Online Book Store :**

www.indiastatpublications.com

**Report No. :** AFB/PB-065-0125

**ISBN :** 978-93-5802-685-6

**First Edition :** January, 2018

**Eighth Updated Edition :** January, 2025

**Price :** Rs.11500/-

US\$ 310

© **Datanet India Pvt. Ltd.**

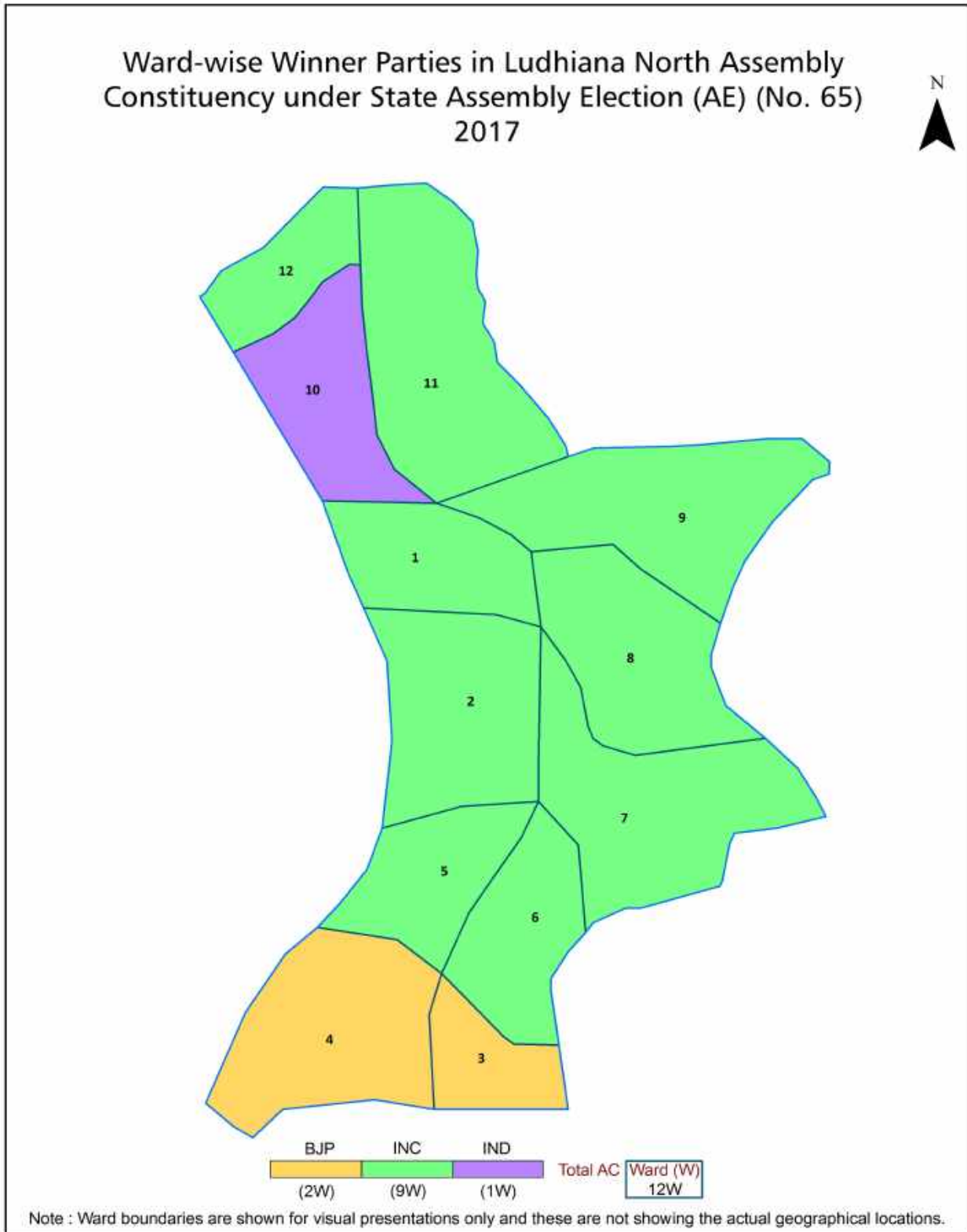
All rights reserved. No part of this book may be reproduced, stored in a retrieval system or transmitted in any form or by any means, mechanical photocopying, photographing, scanning, recording or otherwise without the prior written permission of the publisher. Please refer to Disclaimer at page no. 161 for the use of this publication.

Printed in India

# Contents

No.	Particulars	Page No.
	<b>Introduction</b>	
1	Assembly Constituency - (Vidhan Sabha) at a Glance   Features of Assembly as per Delimitation Commission of India (2008)	1-2
	<b>Location and Political Maps</b>	
2	Location Map   Boundaries of Assembly Constituency - (Vidhan Sabha) in District   Boundaries of Assembly Constituency under Parliamentary Constituency - (Lok Sabha)   Locality-wise Winner Parties- 2024, 2022, 2019, 2017, 2014, 2012 and 2009	3-11
	<b>Administrative Setup (2011)</b>	
3	District   Sub-district   Towns   Villages   Inhabited Villages   Uninhabited Villages   Village Panchayat   Intermediate Panchayat	12
	<b>Demographics (2011)</b>	
4	Population   Households   Rural/Urban Population   Sex Ratio (Total & 0-6 Years)   Religious Population   Social Population   Literacy Rate	13
	<b>Electoral Features</b>	
5	Important Dates of Last Elections Held   Electors by Gender   Service Electors   Voters   Voters Turnout   Polling Stations & Average Number of Electors per Polling Station   Electors by Age Group   Present Elected Representatives	14-19
	<b>Historical Summary Election Results</b>	
6	Vote Share of Major Parties   Winning Margin (Number & Percentage)   Polarity of Parties   Summary Result of Assembly Segment of Parliamentary Elections 2024, 2019, 2014, 2009, 2004 and 1999   Summary Result of Assembly Elections 2022, 2017, 2012, 2007, 2002, 1997, 1992, 1985, 1980, 1977, 1972, 1969, 1967, 1962, 1957 and 1952	20-44
	<b>Polling Station Level Election Results</b>	
7	Name and Number of Polling Station 2024, 2022, 2019, 2017, 2014, 2012 and 2009   Polling Station-wise Electors, Voters & Voters Turnout 2024, 2022, 2019, 2017, 2014, 2012 and 2009   Polling Station wise Elections Results 2024, 2022, 2019, 2017, 2014, 2012 and 2009	45-157
	<b>Share of Assembly Constituency</b>	
8	Share of Assembly Constituency - (Vidhan Sabha) in State, District and Parliamentary Constituency - (Lok Sabha)	158
9	<b>Abbreviation &amp; Sources</b>	159
10	<b>Disclaimer</b>	160

Location & Political Map

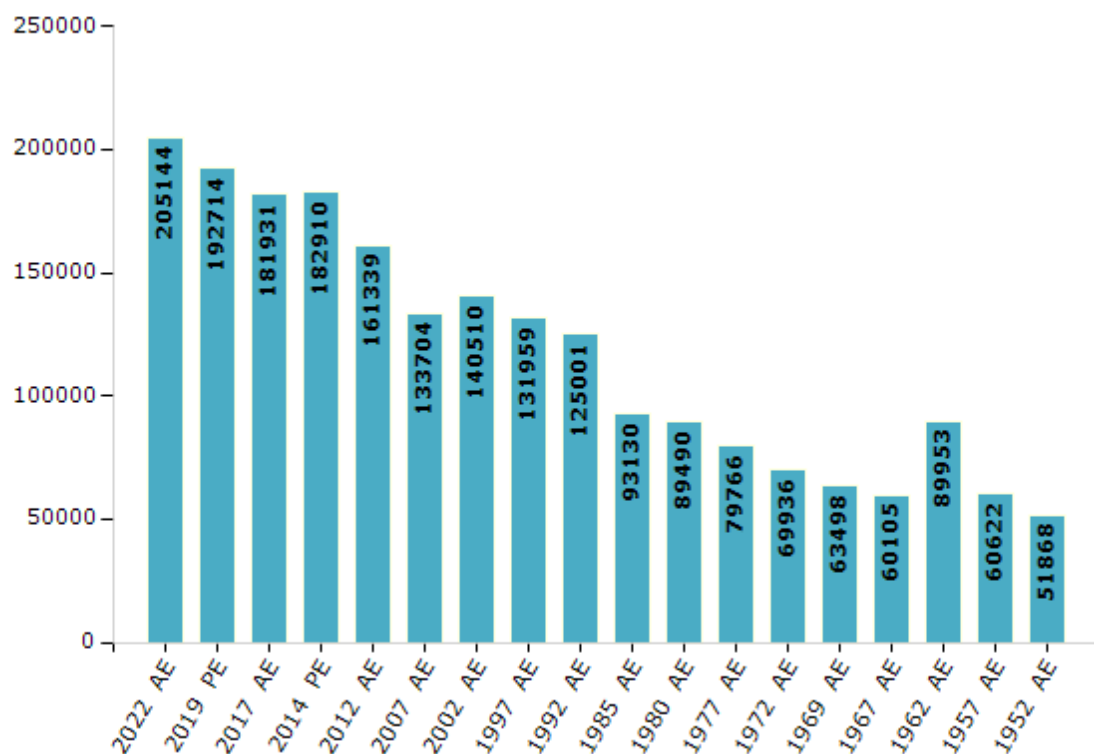


## Electoral Features

### Electors by Male & Female

Year	Male	Female	Others	Total	Year	Male	Female	Others	Total
2022 AE	108874	96243	27	205144	1992 AE	67499	57502	-	125001
2019 PE	102661	90044	9	192714	1985 AE	51131	41999	-	93130
2017 AE	97143	84787	1	181931	1980 AE	48380	41110	-	89490
2014 PE	97611	85298	1	182910	1977 AE	44010	35756	-	79766
2012 AE	86040	75299	0	161339	1972 AE	39389	30547	-	69936
2009 PE	-	-	-	-	1969 AE	34781	28717	-	63498
2007 AE	70083	63621	-	133704	1967 AE	-	-	-	60105
2004 PE	-	-	-	-	1962 AE	-	-	-	89953
2002 AE	76395	64115	-	140510	1957 AE	-	-	-	60622
1999 PE	-	-	-	-	1952 AE	-	-	-	51868
1997 AE	67352	64607	-	131959					

Number of Electors



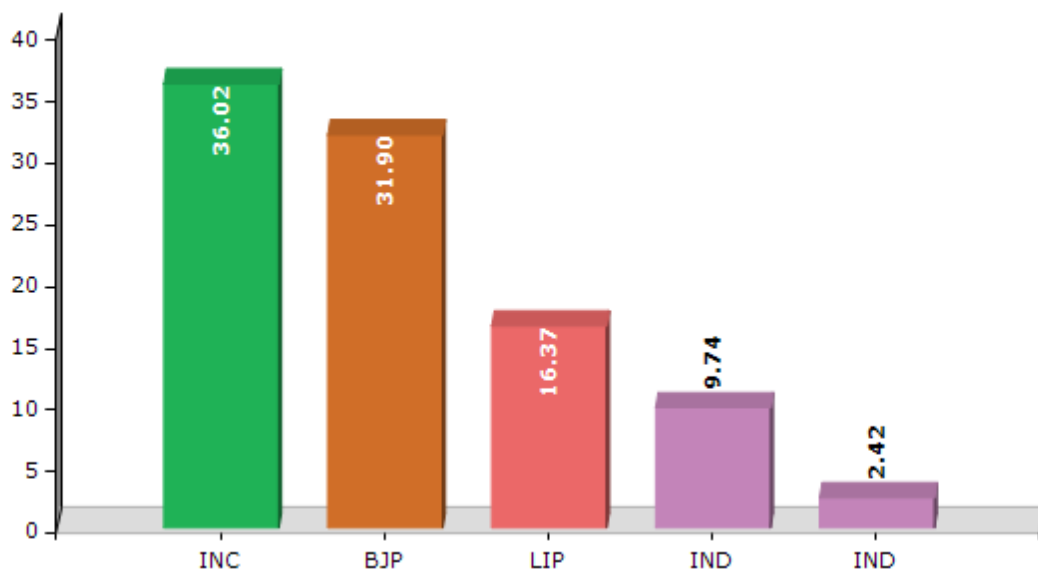
Note : AE : Assembly Election, PE : Assembly Segment of Parliamentary Election

## Historical Summary Election Results

### Summary Result of Assembly Election - 2017

Candidate Name	Party	Votes	Votes %
Rakesh Pandey	INC	44864	36.02
Parveen Bansal	BJP	39732	31.9
Randhir Singh Sivia	LIP	20387	16.37
Madan Lal Bagga	IND	12136	9.74
Hem Raj Aggarwal	IND	3011	2.42
Rajinder Kumar	BSP	1513	1.21
Parveen Dang	IND	624	0.5
Jeet Sharma	JKNPP	339	0.27
Rakesh Jain	IND	245	0.2
Prem Bhushan Jain	SHS	204	0.16
Joginder Lal	BMUP	195	0.16
	NOTA	1307	1.05

Votes Percentage of Top Parties - 2017



## Polling Station Level Election Results

### Number and Name of Polling Stations (PS) (2022)

Number of Polling Stations	Name of Polling Stations	Number of Polling Stations	Name of Polling Stations
1	Jyoti Model Sr. Sec. School, Chandni Chowk, Salem Tabri	22	Guru Kirpa Sr. Sec. School, New Ashok Nagar
2	Jyoti Model Sr. Sec. School, Chandni Chowk, Salem Tabri	23	Evershine Public High School, New Ashok Nagar, St. No. 1
3	Govt. Elementary School, Bhaura	24	Evershine Public High School, New Ashok Nagar, St. No. 1
4	Govt. Elementary School, Bhaura	25	Terioat Public School, Jassian Road, Haibowal Kalan
5	Daffodils Sen. Sec. School, Maskeen Ngr	26	Terioat Public School, Jassian Road, Haibowal Kalan
6	Daffodils Sen. Sec. School, Maskeen Ngr	27	M.D.Public High School, Surinder Park Jassian Road,Ldh
7	Daffodils Sen. Sec. School, Maskeen Ngr	28	M.D.Public High School, Surinder Park Jassian Road,Ldh
8	Daffodils Sen. Sec. School, Maskeen Ngr	28A	M.D.Public High School, Surinder Park Jassian Road,Ldh
9	Daffodils Sen. Sec. School, Maskeen Ngr	29	M.D.Public High School, Surinder Park Jassian Road,Ldh
10	Evershine International Public School, Akash Nagar, Ludhiana	30	M.D.Public High School, Surinder Park Jassian Road,Ldh
11	Evershine International Public School, Akash Nagar, Ludhiana	31	M.D.Public High School, Surinder Park Jassian Road,Ldh
12	Evershine International Public School, Akash Nagar, Ludhiana	32	Shri Ram Model High School, Ashok Nagar
13	Evershine International Public School, Akash Nagar, Ludhiana	33	Jyoti Model Sen. Sec. School, Gurnam Nagar
14	Evershine International Public School, Akash Nagar, Ludhiana	34	Jyoti Model Sen. Sec. School, Gurnam Nagar
15	Durgeshawari Bal Vidya Mandir, Shaheed Bhagat Singh Nagar	35	Jyoti Model Sen. Sec. School, Gurnam Nagar
16	Durgeshawari Bal Vidya Mandir, Shaheed Bhagat Singh Nagar	36	Jyoti Model Sen. Sec. School, Gurnam Nagar
17	Durgeshawari Bal Vidya Mandir, Shaheed Bhagat Singh Nagar	37	Govt. Primary School Taraf Karabara Ldh
18	Majestic Public School, New Ashok Nagar A, Ludhiana	38	Govt. Primary School Taraf Karabara Ldh
19	Majestic Public School, New Ashok Nagar A, Ludhiana	39	Sant Kartar Singh Kamliwale Public School, Salem Tabri
20	Guru Kirpa Sr. Sec. School, New Ashok Nagar	40	Sant Kartar Singh Kamliwale Public School, Salem Tabri
21	Guru Kirpa Sr. Sec. School, New Ashok Nagar	41	Sant Kartar Singh Kamliwale Public School, Salem Tabri

Contd....



## Polling Station Level Election Results

### Polling Station-wise Votes Secured by Overall Top Five Parties in Ludhiana North Assembly in Assembly Election (AE) under Ludhiana Parliamentary Constituency in Punjab (2022)

Number of Polling Station	Winner - Madan Lal Bagga (AAP)	Runner-up - Parveen Bansal (BJP)	3rd - Rakesh Pandey (INC)	4th - R.D. Sharma (SAD)	5th - Randhir Singh Sivia (LIP)	NOTA	Other	Total Votes Secured
35	194	159	99	34	6	5	3	500
36	190	97	83	42	4	1	3	420
37	176	105	191	93	62	3	20	650
38	201	108	182	115	47	9	14	676
39	221	86	54	54	13	5	2	435
40	255	71	136	122	2	5	12	603
41	262	99	67	135	5	5	1	574
42	250	61	65	134	4	2	2	518
43	236	51	279	124	7	10	21	728
44	469	103	112	166	10	5	1	866
45	324	42	25	105	10	2	4	512
46	216	54	171	136	11	11	33	632
47	365	94	160	176	4	8	10	817
48	428	156	104	93	0	8	5	794
49	254	131	179	77	1	3	13	658
50	320	95	92	70	3	4	3	587
51	225	84	74	156	3	8	11	561
52	254	159	79	170	3	3	4	672
53	304	73	95	97	1	1	6	577
54	309	128	95	110	1	4	5	652
55	203	96	80	70	1	4	4	458
56	205	305	107	12	1	1	2	633
57	264	218	130	17	7	6	9	651
58	131	153	75	7	1	7	2	376
59	325	189	140	29	1	3	6	693
60	340	202	164	25	4	11	8	754
61	276	201	118	76	7	3	7	688
62	272	246	162	41	3	5	19	748
63	289	211	154	60	5	7	7	733
64	256	214	78	19	0	5	5	577
65	281	358	95	18	4	5	4	765
66	373	265	110	49	1	8	2	808
67	333	296	85	26	4	7	9	760
68	283	256	96	17	0	4	9	665
69	326	288	114	31	4	9	7	779

Contd....

## Polling Station Level Election Results

### Winner, Runner-up and 3rd Party Position & Winning Margin According to Polling Stations in Ludhiana North Assembly in Assembly Election (AE) under Ludhiana Parliamentary Constituency in Punjab (2022)

Polling Station Number	Winner Party	Winner Votes (%)	Runner-up Party	Runner-up Votes (%)	Winning Margin Votes (%)	Third Party	Third Party Votes (%)	Other Votes (%)
70	BJP	275 (35.71)	AAP	236 (30.65)	39 (5.06)	INC	161 (20.91)	98 (12.73)
71	AAP	304 (38.97)	BJP	267 (34.23)	37 (4.74)	INC	151 (19.36)	58 (7.44)
72	BJP	279 (42.99)	AAP	237 (36.52)	42 (6.47)	INC	87 (13.41)	46 (7.09)
73	BJP	176 (41.61)	AAP	155 (36.64)	21 (4.97)	INC	72 (17.02)	20 (4.73)
74	BJP	351 (44.15)	AAP	287 (36.1)	64 (8.05)	INC	124 (15.6)	33 (4.15)
75	AAP	280 (43.21)	BJP	232 (35.8)	48 (7.41)	INC	79 (12.19)	57 (8.8)
76	BJP	304 (43.68)	AAP	262 (37.64)	42 (6.04)	INC	72 (10.34)	58 (8.33)
77	AAP	301 (45.68)	BJP	223 (33.84)	78 (11.84)	INC	99 (15.02)	36 (5.46)
78	AAP	229 (41.49)	BJP	202 (36.59)	27 (4.9)	INC	76 (13.77)	45 (8.15)
79	AAP	308 (46.11)	BJP	229 (34.28)	79 (11.83)	INC	83 (12.43)	48 (7.19)
80	BJP	189 (40.91)	AAP	164 (35.5)	25 (5.41)	INC	64 (13.85)	45 (9.74)
81	BJP	205 (61.75)	AAP	76 (22.89)	129 (38.86)	INC	38 (11.45)	13 (3.92)
82	AAP	236 (39.53)	BJP	222 (37.19)	14 (2.34)	INC	107 (17.92)	32 (5.36)
83	AAP	204 (40.4)	BJP	167 (33.07)	37 (7.33)	INC	89 (17.62)	45 (8.91)
84	AAP	256 (43.84)	BJP	204 (34.93)	52 (8.91)	INC	89 (15.24)	35 (5.99)
85	AAP	338 (48.91)	BJP	173 (25.04)	165 (23.87)	INC	129 (18.67)	51 (7.38)
86	BJP	263 (41.55)	AAP	244 (38.55)	19 (3)	INC	77 (12.16)	49 (7.74)
87	BJP	346 (54.57)	AAP	189 (29.81)	157 (24.76)	INC	85 (13.41)	14 (2.21)
88	AAP	276 (44.16)	BJP	240 (38.4)	36 (5.76)	INC	62 (9.92)	47 (7.52)
89	AAP	306 (43.9)	BJP	168 (24.1)	138 (19.8)	INC	145 (20.8)	78 (11.19)
90	AAP	281 (47.55)	BJP	190 (32.15)	91 (15.4)	INC	82 (13.87)	38 (6.43)
91	AAP	266 (45.24)	BJP	224 (38.1)	42 (7.14)	INC	70 (11.9)	28 (4.76)
92	AAP	288 (41.92)	BJP	281 (40.9)	7 (1.02)	INC	88 (12.81)	30 (4.37)
93	AAP	329 (46.6)	BJP	197 (27.9)	132 (18.7)	INC	109 (15.44)	71 (10.06)
94	AAP	328 (43.5)	BJP	238 (31.56)	90 (11.94)	INC	140 (18.57)	48 (6.37)
95	BJP	278 (40.7)	AAP	270 (39.53)	8 (1.17)	INC	92 (13.47)	43 (6.3)
96	AAP	223 (43.55)	BJP	180 (35.16)	43 (8.39)	INC	82 (16.02)	27 (5.27)
97	BJP	327 (44.13)	AAP	245 (33.06)	82 (11.07)	INC	130 (17.54)	39 (5.26)
98	BJP	246 (45.39)	AAP	209 (38.56)	37 (6.83)	INC	60 (11.07)	27 (4.98)
99	AAP	209 (43.18)	BJP	189 (39.05)	20 (4.13)	INC	64 (13.22)	22 (4.55)
100	AAP	315 (40.44)	BJP	306 (39.28)	9 (1.16)	INC	131 (16.82)	27 (3.47)
101	AAP	321 (47.77)	BJP	239 (35.57)	82 (12.2)	INC	82 (12.2)	30 (4.46)
102	AAP	313 (44.78)	BJP	252 (36.05)	61 (8.73)	INC	82 (11.73)	52 (7.44)
103	AAP	305 (52.77)	BJP	158 (27.34)	147 (25.43)	INC	62 (10.73)	53 (9.17)
104	AAP	245 (48.23)	BJP	149 (29.33)	96 (18.9)	INC	64 (12.6)	50 (9.84)

Contd....

## DISCLAIMER

The Terms of Use and Disclaimer of Datanet India Private Limited (hereinafter referred to as "Datanet") for use of this analysis report of **Ludhiana North Assembly Constituency (Ludhiana North Vidhan Sabha)** :-

1. **Assembly Factbook™** is a Registered Trade Mark owned by Datanet.
2. All the maps are sketched and graphical representation only and have not been drawn to the scale and also not to represent the actual geographical area or boundary of the unit.
3. The data for the aforesaid analysis is based on authentic sources and has been culled from the various publications of Census, CSO and NSSO for district and block level data, various central and state government departments, Central & State Elections Commissions and the concerned Returning Officers' releases, Electoral Rolls, Election results and allied publications, internal assessment, surveys, estimates and analysis. Therefore, certain adjustment of data at micro level may have been done to arrive closer to the macro data.
4. Data have been provided on an "As Is" and "As AVAILABLE" basis
5. The colours shown in the maps or diagram and charts of a particular party, alliance or AC are indicative and do not represent them.
6. This publication which includes maps, sheets, graphs and data would be the property under copyright of Datanet only. The user may use these for its internal study, analysis and research purposes. It's public display, re-selling or any commercial uses by the user are not allowed.
7. Datanet has taken due care and caution in compilation and processing of data and allied information, but does not guarantee the accuracy, adequacy or completeness of any information/analysis and will be not responsible for any errors or omissions or for the results obtained from the use of such information/analysis.
8. All the contents for the publication have been culled from various authentic sources and Datanet reasonably believes such sources to be reliable, but does not make any representations, express or implied as to the accuracy or fitness of use of such information. The information or contents of the information/analysis do not constitute advice and should not be relied upon in making (or refraining from making) any decision. Any reliance placed upon the information provided by Datanet is the sole responsibility and strictly at the user's risk.
9. In no event will Datanet be liable for any damages (including, without limitation, damages for loss of business projects, or loss of profits) arising in contract, tort or otherwise from the use of or inability to use any of its contents, or from any action taken (or refrained from being taken) as a result of using the analysis or any of its contents. Datanet its directors, owners, editors, officials, employees, distributor and agents or any associate will not be liable for any errors in the information contained or any consequences arising from the use of the contents of the provided information/analysis.
10. If any provision of these terms and conditions is held invalid or illegal or unenforceable for any reason by any court of competent jurisdiction, such provision shall be severed and the remainder of provisions of the terms and conditions shall continue in full force and effect as if the Term of Use had been executed with the invalid, illegal or unenforceable provision eliminated.
11. If there are any discrepancies in the information provided, please bring it to attention of Datanet for suitable rectification measures.

Buy Online This Complete Book At  
**Datanet India eBooks Store**

[www.indiastatpublications.com](http://www.indiastatpublications.com)


or go directly at

[http://www.indiastatpublications.com/  
Assembly\\_factbook/Punjab/Ludhiana/ Ludhiana\\_North](http://www.indiastatpublications.com/Assembly_factbook/Punjab/Ludhiana/Ludhiana_North)



**i** indiastat**elections**

ISBN : 978-93-5802-685-6



9 789358 026856