



Punjab

Assembly Factbook™

Ludhiana South Assembly Constituency

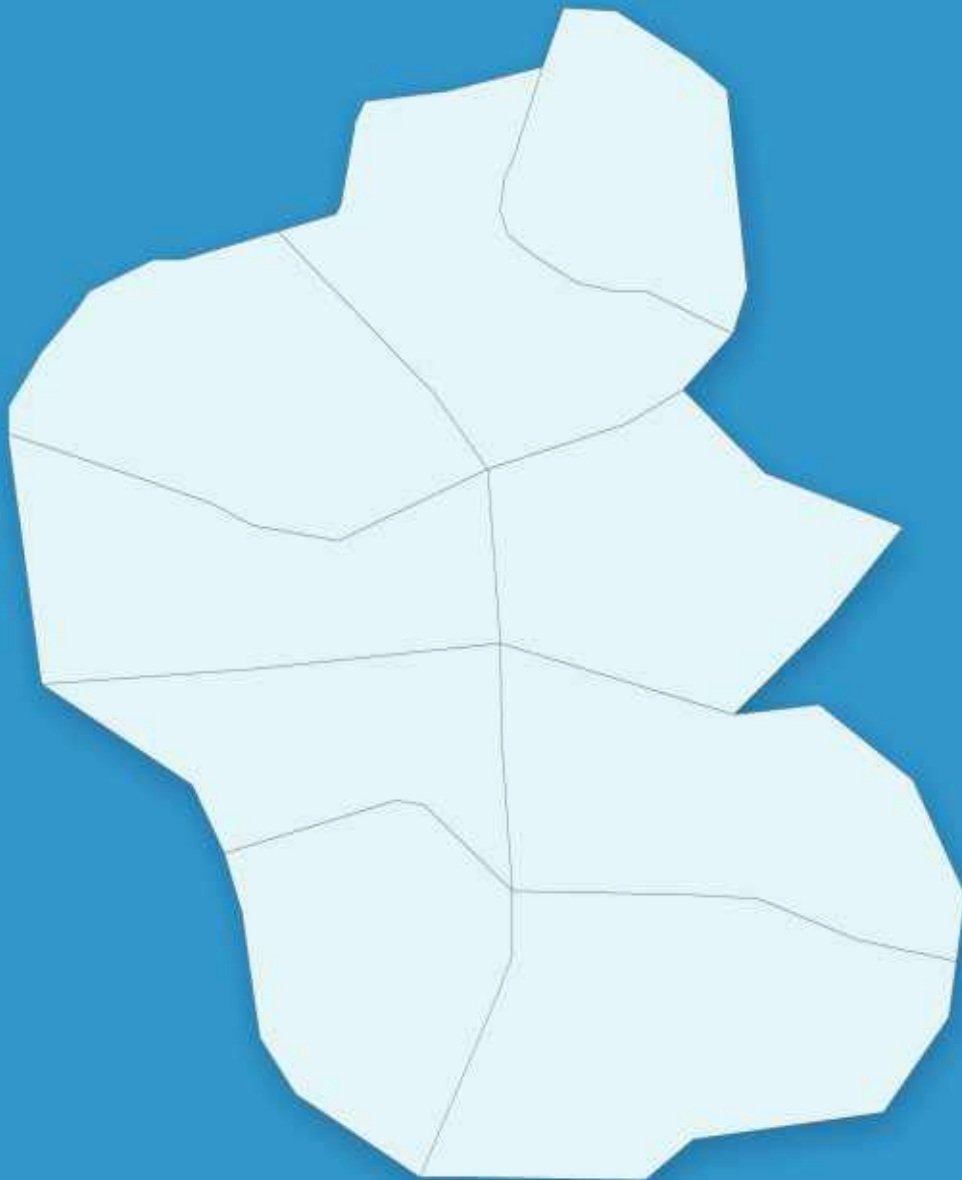


Key Electoral Data of Ludhiana South
Assembly Constituency (Vidhan Sabha)

Punjab

Assembly Factbook™

Ludhiana South Assembly Constituency



Ludhiana South Vidhan Sabha

Editor & Director

Dr. R.K. Thukral

Research Editor

Dr. Shafeeq Rahman

Compiled, Researched and Published by Datanet India Pvt. Ltd.

D-100, 1st Floor,

Okhla Industrial Area, Phase-I,

New Delhi- 110020.

Ph.: 91-11- 43580781-84

Email : support@indiastatpublications.com

Website : www.indiastatelections.com

Online Book Store :

www.indiastatpublications.com

Report No. : AFB/PB-061-0125

ISBN : 978-93-5802-694-8

First Edition : January, 2018

Eighth Updated Edition : January, 2025

Price : Rs.11500/-

US\$ 310

© **Datanet India Pvt. Ltd.**

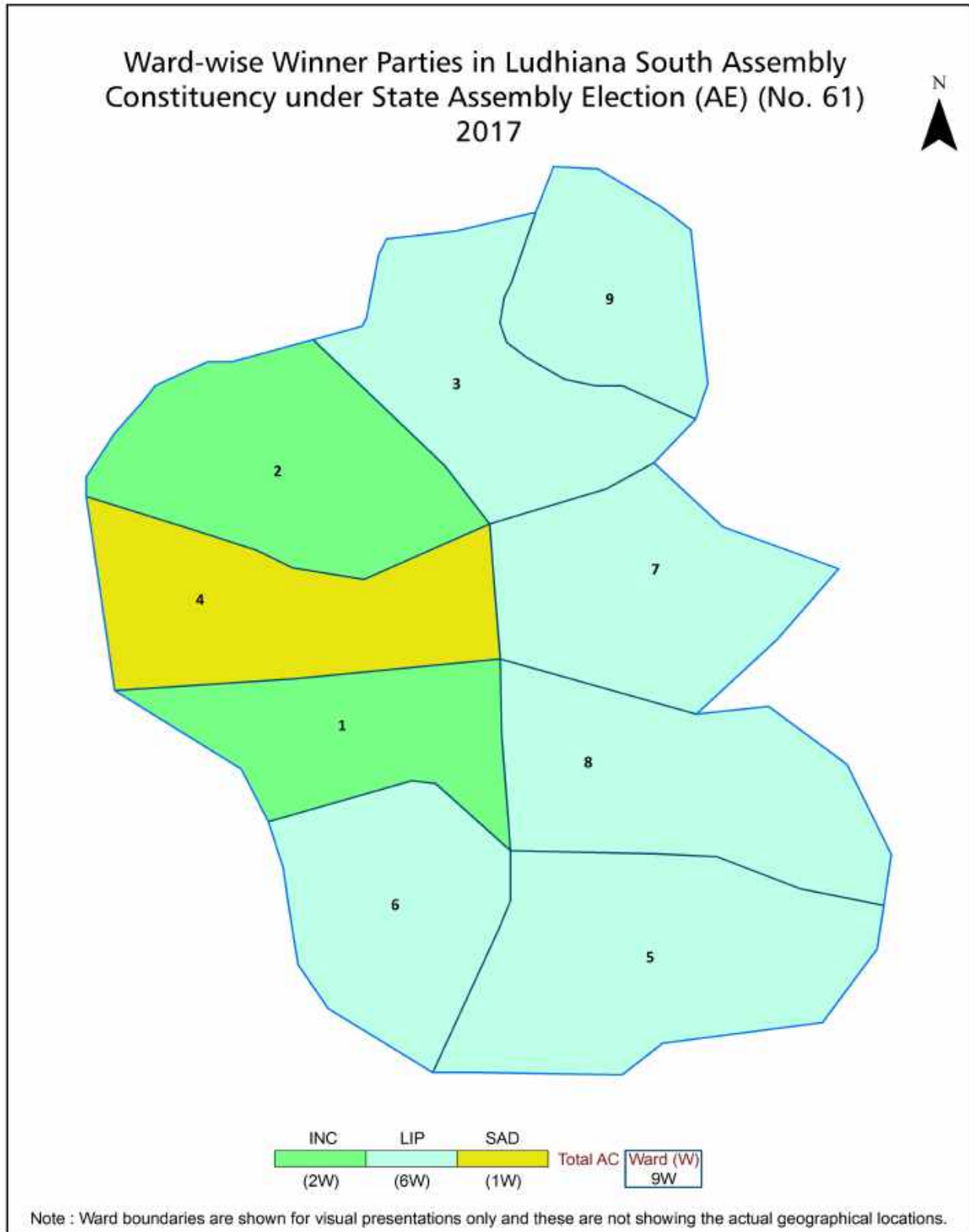
All rights reserved. No part of this book may be reproduced, stored in a retrieval system or transmitted in any form or by any means, mechanical photocopying, photographing, scanning, recording or otherwise without the prior written permission of the publisher. Please refer to Disclaimer at page no. 131 for the use of this publication.

Printed in India

Contents

No.	Particulars	Page No.
	Introduction	
1	Assembly Constituency - (Vidhan Sabha) at a Glance Features of Assembly as per Delimitation Commission of India (2008)	1-2
	Location and Political Maps	
2	Location Map Boundaries of Assembly Constituency - (Vidhan Sabha) in District Boundaries of Assembly Constituency under Parliamentary Constituency - (Lok Sabha) Locality-wise Winner Parties- 2024, 2022, 2019, 2017, 2014, 2012 and 2009	3-11
	Administrative Setup (2011)	
3	District Sub-district Towns Villages Inhabited Villages Uninhabited Villages Village Panchayat Intermediate Panchayat	12
	Demographics (2011)	
4	Population Households Rural/Urban Population Sex Ratio (Total & 0-6 Years) Religious Population Social Population Literacy Rate	13
	Electoral Features	
5	Important Dates of Last Elections Held Electors by Gender Service Electors Voters Voters Turnout Polling Stations & Average Number of Electors per Polling Station Electors by Age Group Present Elected Representatives	14-19
	Historical Summary Election Results	
6	Vote Share of Major Parties Winning Margin (Number & Percentage) Polarity of Parties Summary Result of Assembly Segment of Parliamentary Elections 2024, 2019, 2014 and 2009 Summary Result of Assembly Elections 2022, 2017 and 2012	20-29
	Polling Station Level Election Results	
7	Name and Number of Polling Station 2024, 2022, 2019, 2017, 2014, 2012 and 2009 Polling Station-wise Electors, Voters & Voters Turnout 2024, 2022, 2019, 2017, 2014, 2012 and 2009 Polling Station wise Elections Results 2024, 2022, 2019, 2017, 2014, 2012 and 2009	30-128
8	Panchayat Election Results Panchayat Result 2013	129-128
	Share of Assembly Constituency	
9	Share of Assembly Constituency - (Vidhan Sabha) in State, District and Parliamentary Constituency - (Lok Sabha)	129
	Socio-Economic Amenities (2011)	
10	Access to Administrative Units Agricultural, Manufacturing and Industrial Commodities Demographic Indicators Education Health & Manpower Drinking Water Supply Sanitation Entertainment and Recreations Infrastructure Power Food Allocation Distribution and Marketing of Agriculture Commodities Infrastructure Transport and Road Infrastructure Communication Banking and Financial Services Land Use Irrigation Source	131-130
11	Abbreviation & Sources	131
12	Disclaimer	132

Location & Political Map

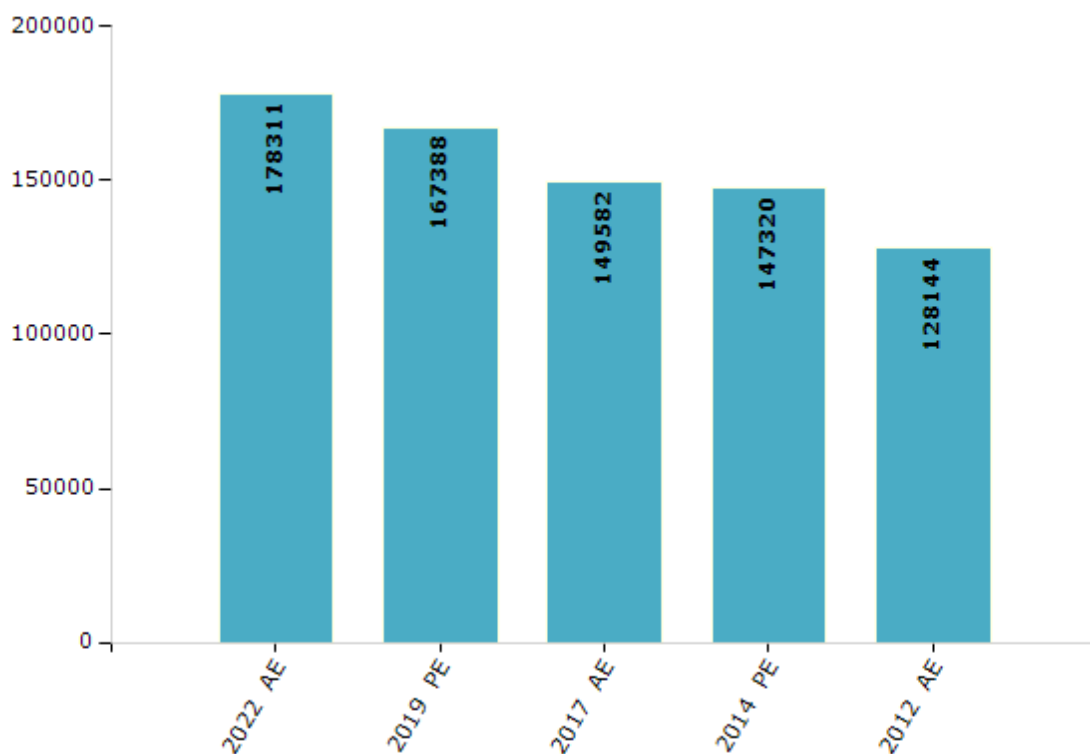


Electoral Features

Electors by Male & Female

Year	Male	Female	Others	Total	Year	Male	Female	Others	Total
2022 AE	101102	77196	13	178311	1992 AE	-	-	-	-
2019 PE	96276	71106	6	167388	1985 AE	-	-	-	-
2017 AE	86100	63482	0	149582	1980 AE	-	-	-	-
2014 PE	84279	63040	1	147320	1977 AE	-	-	-	-
2012 AE	72141	56003	0	128144	1972 AE	-	-	-	-
2009 PE	-	-	-	-	1969 AE	-	-	-	-
2007 AE	-	-	-	-	1967 AE	-	-	-	-
2004 PE	-	-	-	-	1962 AE	-	-	-	-
2002 AE	-	-	-	-	1957 AE	-	-	-	-
1999 PE	-	-	-	-	1952 AE	-	-	-	-
1997 AE	-	-	-	-					

Number of Electors



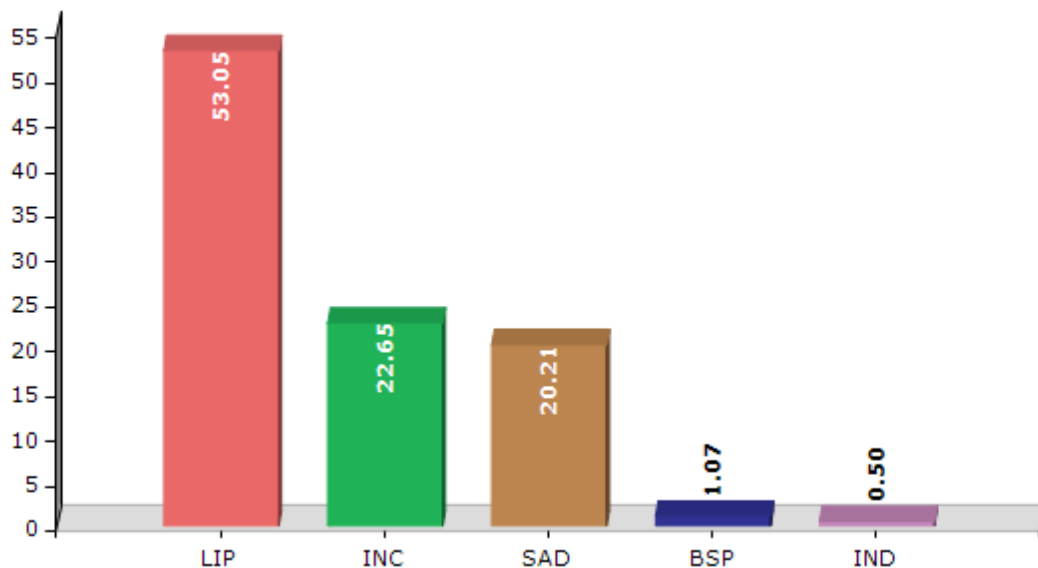
Note : AE : Assembly Election, PE : Assembly Segment of Parliamentary Election

Historical Summary Election Results

Summary Result of Assembly Election - 2017

Candidate Name	Party	Votes	Votes %
Balvinder Singh Bains	LIP	53955	53.05
Bhupinder Singh Sidhu	INC	23038	22.65
Hira Singh Gabria	SAD	20554	20.21
Charan Singh	BSP	1089	1.07
Maninder Sharma	IND	513	0.5
Sunder Lal	IND	507	0.5
Kunvar Ranjan Singh	DEMSWP	496	0.49
Parminder Singh Kuki	APPA	378	0.37
Darshan Singh Daba	JJKP	239	0.23
	NOTA	944	0.93

Votes Percentage of Top Parties - 2017



Polling Station Level Election Results

Number and Name of Polling Stations (PS) (2022)

Number of Polling Stations	Name of Polling Stations	Number of Polling Stations	Name of Polling Stations
1	Govt High School, Sherpur Kalan	22	Sgd Grammer School, Dhandari Kalan
2	Govt High School, Sherpur Kalan	23	Sgd Grammer School, Dhandari Kalan
3	Govt High School, Sherpur Kalan	24	Sgd Grammer School, Dhandari Kalan
4	Govt High School, Sherpur Kalan	25	Govt. Elementary School, Jugiana
5	Govt High School, Sherpur Kalan	26	Govt. Elementary School, Jugiana
6	Govt. Elementary School, Sherpur Khurd	27	Govt. High School, Giaspura
7	Govt. Elementary School, Sherpur Khurd	28	Govt. High School, Giaspura
8	Govt. Elementary School, Sherpur Khurd	29	Govt. High School, Giaspura
9	Govt. Elementary School, Sherpur Khurd	30	Govt. High School, Giaspura
10	Govt. Elementary School, Sherpur Khurd	31	Everest Model High School Guru Amardass Colony
11	Sapring Dale Public School, Sherpur Kalan	32	Everest Model High School Guru Amardass Colony
12	Sapring Dale Public School, Sherpur Kalan	33	Everest Model High School Guru Amardass Colony
13	Sapring Dale Public School, Sherpur Kalan	34	Mata Mohan Dai Oswal School Giaspura
14	Shri S.R. Memorial Public Senior Secondary School Sherpur Kalan	35	Govt. Primary School, Giaspura
15	Shri S.R. Memorial Public Senior Secondary School Sherpur Kalan	36	Govt. Primary School, Giaspura
16	Shri S.R. Memorial Public Senior Secondary School Sherpur Kalan	37	Govt. Primary School, Giaspura
17	Shri S.R. Memorial Public Senior Secondary School Sherpur Kalan	38	Govt. Primary School, Giaspura
18	Govt. High School, Dhandari Kalan	39	Govt. Primary School, Giaspura
19	Govt. High School, Dhandari Kalan	40	Vikas Public School, Makkar Colony Giaspura
20	Govt. High School, Dhandari Kalan	41	Vikas Public School, Makkar Colony Giaspura
21	Govt. High School, Dhandari Kalan	42	Vikas Public School, Makkar Colony Giaspura

Contd....

Polling Station Level Election Results

Polling Station-wise Votes Secured by Overall Top Five Parties in Ludhiana South Assembly in Assembly Election (AE) under Ludhiana Parliamentary Constituency in Punjab (2022)

Number of Polling Station	Winner - Rajinder Pal Kaur (AAP)	Runner-up - Satinderpal Singh Tajpuri (BJP)	3rd - Ishwarjot Singh Cheema (INC)	4th - Balvinder Singh Bains (LIP)	5th - Jathedar Hira Singh Gabria (SAD)	NOTA	Other	Total Votes Secured
36	103	200	43	22	34	1	13	416
37	127	247	44	26	31	3	33	511
38	136	376	33	46	61	2	17	671
39	133	238	45	36	40	4	8	504
40	176	253	37	31	39	3	17	556
41	153	149	57	34	69	2	17	481
42	99	209	36	28	25	2	24	423
43	111	123	35	18	34	2	15	338
44	122	126	67	23	44	1	15	398
45	111	104	36	23	45	3	12	334
46	192	119	41	34	58	2	65	511
47	161	322	38	26	40	3	26	616
48	155	183	26	28	60	3	27	482
49	189	302	26	37	44	2	16	616
50	158	159	50	29	63	5	28	492
51	189	288	51	24	37	6	18	613
52	219	237	88	38	55	5	16	658
53	177	165	86	24	56	5	18	531
54	175	129	41	13	27	1	10	396
55	266	196	105	48	81	2	58	756
56	288	175	116	43	77	1	35	735
57	160	98	38	96	63	1	17	473
58	246	225	57	31	96	6	26	687
59	182	168	41	33	49	3	20	496
60	119	258	41	20	46	8	32	524
61	170	160	36	50	83	5	48	552
62	199	148	79	35	30	2	11	504
63	153	183	37	46	84	2	50	555
64	327	53	106	54	45	7	22	614
65	299	16	89	59	63	2	16	544
66	329	70	71	79	60	1	27	637
67	357	67	73	124	44	5	32	702
68	257	81	91	98	42	4	27	600
69	238	18	152	248	63	0	56	775
70	221	41	67	82	48	4	20	483

Contd....

Polling Station Level Election Results

Winner, Runner-up and 3rd Party Position & Winning Margin According to Polling Stations in Ludhiana South Assembly in Assembly Election (AE) under Ludhiana Parliamentary Constituency in Punjab (2022)

Polling Station Number	Winner Party	Winner Votes (%)	Runner-up Party	Runner-up Votes (%)	Winning Margin Votes (%)	Third Party	Third Party Votes (%)	Other Votes (%)
71	AAP	174 (44.62)	LIP	75 (19.23)	99 (25.39)	BJP	56 (14.36)	85 (21.79)
72	AAP	345 (47.72)	LIP	93 (12.86)	252 (34.86)	BJP	92 (12.72)	193 (26.69)
73	AAP	315 (43.75)	SAD	116 (16.11)	199 (27.64)	LIP	99 (13.75)	190 (26.39)
74	AAP	220 (32.84)	BJP	120 (17.91)	100 (14.93)	IND (SDS)	90 (13.43)	240 (35.82)
75	AAP	239 (43.38)	SAD	69 (12.52)	170 (30.86)	BJP	68 (12.34)	175 (31.76)
76	AAP	395 (53.81)	INC	105 (14.31)	290 (39.5)	LIP	100 (13.62)	134 (18.26)
77	AAP	345 (52.27)	SAD	101 (15.3)	244 (36.97)	LIP	81 (12.27)	133 (20.15)
78	AAP	187 (45.5)	INC	56 (13.63)	131 (31.87)	SAD	56 (13.63)	112 (27.25)
78A	AAP	232 (49.47)	BJP	77 (16.42)	155 (33.05)	INC	55 (11.73)	105 (22.39)
79	AAP	402 (49.26)	INC	115 (14.09)	287 (35.17)	BJP	108 (13.24)	191 (23.41)
80	AAP	342 (51.12)	LIP	100 (14.95)	242 (36.17)	SAD	90 (13.45)	137 (20.48)
81	AAP	308 (51.25)	INC	85 (14.14)	223 (37.11)	SAD	66 (10.98)	142 (23.63)
82	AAP	442 (52.25)	INC	127 (15.01)	315 (37.24)	LIP	106 (12.53)	171 (20.21)
83	AAP	298 (54.58)	LIP	112 (20.51)	186 (34.07)	INC	45 (8.24)	91 (16.67)
84	AAP	361 (53.17)	SAD	116 (17.08)	245 (36.09)	LIP	82 (12.08)	120 (17.67)
85	AAP	283 (52.7)	LIP	84 (15.64)	199 (37.06)	INC	58 (10.8)	112 (20.86)
86	AAP	269 (51.93)	INC	77 (14.86)	192 (37.07)	LIP	65 (12.55)	107 (20.66)
87	AAP	244 (40.2)	LIP	126 (20.76)	118 (19.44)	BJP	98 (16.14)	139 (22.9)
88	AAP	353 (51.84)	SAD	101 (14.83)	252 (37.01)	INC	84 (12.33)	143 (21)
89	AAP	386 (49.49)	LIP	133 (17.05)	253 (32.44)	INC	115 (14.74)	146 (18.72)
90	AAP	334 (52.11)	INC	71 (11.08)	263 (41.03)	SAD	70 (10.92)	166 (25.9)
91	AAP	283 (45.35)	BJP	100 (16.03)	183 (29.32)	LIP	77 (12.34)	164 (26.28)
92	AAP	286 (45.69)	LIP	116 (18.53)	170 (27.16)	INC	90 (14.38)	134 (21.41)
93	AAP	322 (50.16)	LIP	92 (14.33)	230 (35.83)	INC	86 (13.4)	142 (22.12)
94	AAP	321 (49.31)	SAD	124 (19.05)	197 (30.26)	INC	66 (10.14)	140 (21.51)
95	AAP	429 (54.24)	LIP	116 (14.66)	313 (39.58)	SAD	84 (10.62)	162 (20.48)
96	AAP	380 (52.41)	LIP	112 (15.45)	268 (36.96)	INC	72 (9.93)	161 (22.21)
97	AAP	307 (44.69)	LIP	113 (16.45)	194 (28.24)	INC	98 (14.26)	169 (24.6)
98	AAP	271 (43.71)	SAD	111 (17.9)	160 (25.81)	BJP	79 (12.74)	159 (25.65)
99	AAP	378 (51.71)	INC	99 (13.54)	279 (38.17)	BJP	89 (12.18)	165 (22.57)
100	BJP	239 (31.87)	AAP	217 (28.93)	22 (2.94)	INC	131 (17.47)	163 (21.73)
101	AAP	131 (33.08)	BJP	118 (29.8)	13 (3.28)	LIP	52 (13.13)	95 (23.99)
101A	AAP	218 (45.32)	INC	88 (18.3)	130 (27.02)	BJP	64 (13.31)	111 (23.08)
102	INC	315 (39.38)	AAP	277 (34.63)	38 (4.75)	SAD	82 (10.25)	126 (15.75)
103	AAP	243 (36.16)	BJP	212 (31.55)	31 (4.61)	INC	86 (12.8)	131 (19.49)

Contd....

DISCLAIMER

The Terms of Use and Disclaimer of Datanet India Private Limited (hereinafter referred to as "Datanet") for use of this analysis report of **Ludhiana South Assembly Constituency (Ludhiana South Vidhan Sabha)** :-

1. **Assembly Factbook™** is a Registered Trade Mark owned by Datanet.
2. All the maps are sketched and graphical representation only and have not been drawn to the scale and also not to represent the actual geographical area or boundary of the unit.
3. The data for the aforesaid analysis is based on authentic sources and has been culled from the various publications of Census, CSO and NSSO for district and block level data, various central and state government departments, Central & State Elections Commissions and the concerned Returning Officers' releases, Electoral Rolls, Election results and allied publications, internal assessment, surveys, estimates and analysis. Therefore, certain adjustment of data at micro level may have been done to arrive closer to the macro data.
4. Data have been provided on an "As Is" and "As AVAILABLE" basis
5. The colours shown in the maps or diagram and charts of a particular party, alliance or AC are indicative and do not represent them.
6. This publication which includes maps, sheets, graphs and data would be the property under copyright of Datanet only. The user may use these for its internal study, analysis and research purposes. It's public display, re-selling or any commercial uses by the user are not allowed.
7. Datanet has taken due care and caution in compilation and processing of data and allied information, but does not guarantee the accuracy, adequacy or completeness of any information/analysis and will be not responsible for any errors or omissions or for the results obtained from the use of such information/analysis.
8. All the contents for the publication have been culled from various authentic sources and Datanet reasonably believes such sources to be reliable, but does not make any representations, express or implied as to the accuracy or fitness of use of such information. The information or contents of the information/analysis do not constitute advice and should not be relied upon in making (or refraining from making) any decision. Any reliance placed upon the information provided by Datanet is the sole responsibility and strictly at the user's risk.
9. In no event will Datanet be liable for any damages (including, without limitation, damages for loss of business projects, or loss of profits) arising in contract, tort or otherwise from the use of or inability to use any of its contents, or from any action taken (or refrained from being taken) as a result of using the analysis or any of its contents. Datanet its directors, owners, editors, officials, employees, distributor and agents or any associate will not be liable for any errors in the information contained or any consequences arising from the use of the contents of the provided information/analysis.
10. If any provision of these terms and conditions is held invalid or illegal or unenforceable for any reason by any court of competent jurisdiction, such provision shall be severed and the remainder of provisions of the terms and conditions shall continue in full force and effect as if the Term of Use had been executed with the invalid, illegal or unenforceable provision eliminated.
11. If there are any discrepancies in the information provided, please bring it to attention of Datanet for suitable rectification measures.

Buy Online This Complete Book At
Datanet India eBooks Store

www.indiastatpublications.com

or go directly at

[http://www.indiastatpublications.com/
Assembly_factbook/Punjab/Ludhiana/ Ludhiana_South](http://www.indiastatpublications.com/Assembly_factbook/Punjab/Ludhiana/Ludhiana_South)



i indiastat **elections**

ISBN : 978-93-5802-694-8



9 789358 026948